

Policies

ORDERING

For a personal touch, order by Phone using our toll free number (800) 634-4885. Have your Order Numbers and Credit Card information ready. Be sure to get the name of the Parts Consultant that assisted you, along with your Order Confirmation Number.

Order by Mail using the enclosed Order Form and mail to:

T.H.E. Company Parts Store
1300 West Washington St.
Mt. Pleasant, Iowa 52641

For convenience submit your order via E-Mail to parts@the-co.com or webmaster@the-co.com

Web at www.the-co.com or
Fax to 319-385-3731

PAYMENT



We accept personal checks, MasterCard, Visa, Discover, American Express & PayPal.

We can ship C.O.D, but there is a \$21.95 fee. Order must be paid with Cashier's Check or Mail Order Payable to T.H.E. Company.

RETURNS

T.H.E. Company will gladly refund 100% provided the following conditions are met:

- Must be returned within 45 Days.
- Include a copy of the invoice.
- Must be a regularly stocked item. NO special orders may be returned.
- Must be undamaged, unused and in its original packaging.

**Freight is not refundable unless an order has been misfilled.*



SHIPPING

We ship primarily by UPS & Speedee. All shipping costs are the responsibility of the customer unless otherwise stated. All In-Stock items will be shipped from our Mt. Pleasant, Iowa, location within 72 hours. Freight pertains only to the Continental United States.

Call us for Shipping and Freight quotes. Rates vary greatly by shipping location and the weight and dimensions of the item(s) being shipped. Some low-priced items may be shipped USPS at our discretion due to rising costs. Any order placed totaling over \$750 and is shipped via UPS qualifies for free shipping. If you request a C.O.D. shipment with UPS there is an additional \$21.95 charge. All C.O.D. orders must be paid with a Cashier's Check or Money Order payable to T.H.E. Company. Many items in our catalog must be shipped truck freight due to weight and dimension restrictions of UPS. Orders needing to be shipped via Truck Freight totaling over \$1,500 qualify for free shipping.

PARTS POLICY

Prices are subject to change without notice. All of the parts in this catalog are Quality Replacement Parts and are not affiliated in any way with the original equipment manufacturers. Warranty is limited to the replacement cost of the part(s) purchased.

We are open Monday - Friday 8 am-5 pm, Saturday 8 am - Noon, Central Standard Time.

Index

How to Use Our New Layout:

This year we have made a few changes to our layout in the hopes of making it easier for you to find the parts you need.

Our catalog is first split into 8 sections: **Engine, Electrical/Cab, Hitch/Front End, Hydraulic/Drivetrain, Planter, Implements, Combine** and **Skid Loader**. Each of those sections are then divided by manufacturer in alphabetical order. The different manufacturers are also color coded to help you when you are flipping through the catalog. For example in the Engine section the manufacturers in the order they appear are **Allis Chalmers, Case-IH, Ford, John Deere, Massey Ferguson, Oliver-White-Minneapolis Moline**. Items that fit multiple manufacturers, or with universal applications, are at the end of each section under the heading 'Universal'.

Make sure to check out the first page of each section to see our Featured/New Items!

We hope you like our new layout and will find it more user-friendly.

T.H.E. TOM HASSENFRITZ EQUIPMENT
COMPANY

ALLIS CHALMERS - GLEANER

Engine Components.....	9	Safety.....	74
Overhaul Kits.....	9	Cab & Interior.....	74
Rod & Main Bearings.....	10	Foam Kits & Floor Mats...	74
Valve Train.....	10	Air Conditioning.....	75
Crankshafts & Related Parts.....	11	Gauges.....	75
Exhaust.....	11	Front End Parts.....	126
Manifolds & Gaskets.....	11	Hitches & Components.....	127
Mufflers.....	12	Clutch.....	154
Fuel System.....	12	Hydraulic Pumps & Parts....	155
Carburetors & Components	12	Brakes.....	155
Sediment Bowls.....	13	Transmission.....	155
Turbos.....	13	PTO.....	155
Fuel Caps.....	13	Implements Parts.....	183
Cooling.....	13	Feederhouse.....	209
Radiators, Caps & Hoses	13	Concaves.....	209
Water Pumps.....	14	Grain Handling.....	209
Heaters.....	14	Combine Belts.....	210
Manuals.....	14	Platform Parts.....	211
Filters.....	15	Cornhead Parts.....	211
Ignition.....	71		
Distributor Caps.....	71	CASE - INTERNATIONAL	
Tune-Up Kits.....	71	Engine Components.....	16
Spark Plugs & Wires.....	71	Overhaul Kits.....	16
Voltage Regulators.....	71	Rod & Main Bearings.....	19
Ignition Switch & Keys....	71	Valve Train.....	21
Ignitors.....	71	Crankshafts & Related Parts.....	22
Lights.....	71	Exhaust.....	23
Alternator & Generator Parts.....	72	Manifolds & Gaskets.....	23
Starting System.....	72	Mufflers.....	24
Rebuilt Starters & Drives	72	Fuel System.....	24
New Starters.....	72	Carburetors & Components	24
Starter Switches & Solenoids.....	72	Sediment Bowls.....	25
Chassis.....	73	Turbos.....	26
Sheet Metal.....	73	Fuel Caps.....	26
Battery Boxes.....	73	Cooling.....	27
Emblems.....	73	Radiators, Caps & Hoses	27
Fenders.....	73	Water Pumps.....	29
Steering Wheels.....	73	Heaters.....	27
Steering Wheel Caps.....	74	Filters.....	30
Decals.....	73	Manuals.....	32
Seats & Components.....	74	Ignition.....	76
		Distributor Caps.....	76
		Tune-Up Kits.....	76
		Spark Plugs & Wires.....	76
		Voltage Regulators.....	76

Index

JOHN DEERE - KINZE		MASSEY FERGUSON - HARRIS		Gauges.....	110
Spark Plugs & Wires.....	95	Engine Components.....	53	Front End Parts.....	147
Voltage Regulators.....	95	Overhaul Kits.....	53	Hitches & Components.....	148
Ignitors.....	96	Rod & Main Bearings.....	56	Clutch.....	166
Lights.....	96	Valve Train.....	56	Brakes.....	166
Alternator & Generator		Crankshafts & Related		Transmission.....	166
Parts.....	96	Parts.....	56	PTO.....	166
Starting System.....	97	Exhaust.....	57	Implement Parts.....	193
Rebuilt Starters & Drives	98	Manifolds & Gaskets.....	57	Feederhouse.....	228
New Starters.....	97	Mufflers.....	57	Threshing Area.....	228
Starter Switches &		Fuel System.....	58	Grain Handling.....	228
Solenoids.....	97	Carburetors & Components	58	Combine Belts.....	230
Chassis.....	98	Sediment Bowls.....	58	Platform Parts.....	231
Sheet Metal.....	98	Turbos.....	58	Cornhead Parts.....	231
Battery Boxes.....	99	Fuel Caps.....	58		
Emblems.....	99	Cooling.....	59	OLIVER - MINNEAPOLIS	
Fenders.....	100	Radiators, Caps & Hoses	59	MOLINE - WHITE	
Steering Wheels.....	101	Water Pumps.....	59	Engine Components.....	61
Steering Wheel Caps.....	101	Heaters.....	59	Overhaul Kits.....	61
Decals.....	100	Filters.....	60	Rod & Main Bearings.....	62
Seats & Components.....	101	Manuals.....	60	Valve Train.....	62
Safety.....	102	Ignition.....	106	Crankshafts & Related	
Cab & Interior.....	103	Distributor Caps.....	106	Parts.....	62
Foam Kits & Floormats...	103	Tune-Up Kits.....	106	Exhaust.....	63
Air Conditioning.....	104	Spark Plugs & Wires.....	106	Manifolds & Gaskets.....	63
Gauges.....	105	Voltage Regulators.....	106	Mufflers.....	63
Front End Parts.....	140	Ignition Switch & Keys....	107	Fuel System.....	64
Hitches & Components.....	145	Ignitors.....	106	Carburetors & Components	64
Clutch.....	163	Alternator & Generator		Sediment Bowls.....	64
Hydraulic Pumps & Parts....	164	Parts.....	107	Turbos.....	64
Brakes.....	164	Starting System.....	108	Fuel Caps.....	64
Transmission.....	165	Rebuilt Starters & Drives	108	Cooling.....	65
PTO.....	165	New Starters.....	108	Radiators, Caps & Hoses	65
Planter Parts.....	173	Starter Switches &		Water Pumps.....	65
Disc Parts.....	189	Solenoids.....	108	Heaters.....	65
Field Cultivator.....	190	Chassis.....	109	Manuals.....	66
Spreader Chain.....	191	Sheet Metal.....	109	Filters.....	66
Forage.....	192	Emblems.....	109	Ignition.....	111
Feederhouse.....	221	Fenders.....	109	Distributor Caps.....	111
Threshing Area.....	221	Steering Wheels.....	109	Tune-Up Kits.....	111
Grain Handling.....	221	Decals.....	109	Spark Plugs & Wires.....	111
Combine Belts.....	224	Seats & Components.....	110	Voltage Regulators.....	111
Platform Parts.....	226	Cab & Interior.....	110	Ignition Switch & Keys....	111
Cornhead Parts.....	226	Foam Kits & Floormats...	110	Ignitors.....	111
Skid Loader Parts.....	243	Air Conditioning.....	110	Alternator & Generator	
				Parts.....	112

Index

Starting System.....	112	Universal Safety.....	123	Universal Implement	
Rebuilt Starters & Drives	112	Universal Gauges.....	123	Bearings.....	203
New Starters.....	112	Universal Radios.....	124	Universal Cultivator Parts....	203
Starter Switches &		Hubs.....	150	Ultra Wing Sweeps.....	204
Solenoids.....	112	Wheels.....	151	Points & Mold Boards.....	204
Chassis.....	113	Quick Hitch.....	151	Chisels & Spikes.....	204
Battery Boxes.....	113	Hitch Components.....	151	Universal Buckets & Forks...	205
Emblems.....	113	Hydraulic Valve.....	169	Universal Forage Parts.....	206
Steering Wheels.....	113	Hydraulic Adapters.....	169	Universal Implement Parts...	207
Steering Wheel Caps.....	113	Electric Second Valve.....	169	Bearings.....	235
Decals.....	113	Hydraulic Cylinder.....	169	Roller Chain.....	235
Seats & Components.....	113	Cylinder Stops.....	169	Grain Grabbers.....	236
Safety.....	113	Power Steering Unit.....	169	Wear Block.....	236
Cab & Interior.....	114	Brake Actuator Ball.....	170	Reel Parts.....	236
Foam Kits & Floor Mats...	114	Bulk Brake Lining.....	170	Spreader.....	236
Air Conditioning.....	114	Shift Boot.....	170	Bobcat Skid Loaders.....	240
Gauges.....	114	Over-Running PTO Coupler.	170	Caterpillar Hydraulic	
Front End Parts.....	149	PTO Adapter.....	170	Couplers.....	243
Hitches & Components.....	150	Disc Opener Blades.....	180	Gehl Skid Loader Starters...	243
Clutch.....	167	Gauge Wheel Parts.....	180	Kubota Overhaul Kits &	
Hydraulic Pumps & Parts....	168	Press Wheel Parts.....	180	Glow Plugs.....	243
Brakes.....	168	Coulter Blades.....	180	Forks.....	245
Transmission.....	168	Powder Graphite.....	180	Camera Observation.....	245
PTO.....	168	Talc.....	180	Skid Loader Seats.....	245
Planter Parts.....	179	Drill Chain.....	181	Buckets.....	246
Implement Parts.....	193	Drill Tubes.....	181	Toothbars.....	246
Concaves.....	234	Truck & Wagon Auger.....	181	Universal Attachments.....	247
Chopper Knife Kits.....	234	Drill Sensors.....	181	Skid Loader Rims.....	247
Combine Guard.....	234	Population Monitor.....	181	Tracks Plus.....	248
Cornhead Parts.....	234	GPS.....	181	Custom Skid Loader Cab	
UNIVERSAL - MISCELLANEOUS		Bush Hog Parts.....	194	Parts.....	248
 MANUFACTURERS		Spreader Chains.....	195		
Exhaust.....	67	Gehl Baler Belts.....	196		
Fuel System.....	68	Hesston Implement Parts....	197		
Serial Number Manual.....	68	Harrow Teeth.....	197		
Misc. Air Conditioning.....	115	Kuhn Disc Mower Parts.....	198		
Universal Ignition.....	117	Lely Disc Mower Parts.....	199		
Universal Lights.....	118	M & W Implement Parts.....	199		
Alternator & Generator		New Idea Implement Parts..	200		
Parts.....	119	Rhino Rotary Cutters.....	201		
Starting System.....	119	Sunflower Tillage.....	201		
Paint.....	120	Vermeer Forage.....	201		
Toolboxes.....	122	Vicon Disc Mower Parts.....	202		
Steering Wheel Spinners.....	122	Woods Cutter Blades.....	202		
Universal Seats.....	122				

Engine

New & Featured Items

NEW RADIATORS



Fits White 6144, Late 6125 (above SN622000), Late 6145 (above SN642001)

Part #	Price \$
72508105H	81.95

Other New Radiators

Part #	Application	Price \$
AM1771TH	John Deere M, 40, 320, 330	359.12
A190663HDH	Case 7110-7140, 7210-7240 below SN JJA0064978, 7 Rows of tubes	1272.78

NEW THROTTLE PARTS



Friction Style Throttle. Fits Farmall H, M


Part #	Price \$
FTL153	27.95



Spring for Throttle FTL153. Fits Farmall H, M

Part #	Price \$
HGL5	2.39

Friction Disc for Throttle FTL153. Fits Farmall H, M



Part #	Price \$
TD153	2.50

NEW SEDIMENT BOWL

Shallow Bowl Assembly Fits IH / Farmall:

F12 (sn 501 to 3034), F20 (until sn 93064), W40 (all gas), W30 (until sn 28534), F30 (until sn 25889), H and HV (until sn 50865), O4 and W4 (until sn 1129), M and MV (until sn 24214), W6 and O6 (until sn 1316)



Replaces 17237D, 17237DA. With modifications replaces: 13120D, 13120DA, 13120DB

Part #	Price \$
17237DAH	81.95

INTERNAL GAS TANK LINER



One quart container and covers up to a 10 Gallon Tank

Part #	Wt	Price \$
1251	4 lbs	20.75

CHOKE CABLES


Part #	Size	Price \$
36CC	36"	11.95
48CC	48"	11.95
63CC	63"	12.95
72CC	72"	12.95
84CC	84"	13.95



"The More you Buy, The More you Save!"


NEW CARBURETORS

"Replace your Old, Worn-Out Carb with a Quality Zenith Replacement!"



Fits John Deere A, AO, AR
Replaces Carb DLTX18, DLTX19, DLTX24, DLTX38, DLTX39, DLTX41, DLTX51, DLTX53, DLTX71, DLTX72

Part #	Price \$
DLTX71RNH	549.95



Fits John Deere B, BO, BR
Replaces Carb DLTX10, DLTX34, DLTX67, DLTX73

Part #	Price \$
DLTX67RNH	549.95

OFFSET ADAPTOR FOR MANIFOLD



Fits International Harvester 460 560 656 - Offset Adaptor for 384290RH Manifold

Part #	Price \$
368550ADH	37.95

Allis Chalmers

ENGINE COMPONENTS

Overhaul Kits



Our Overhaul Kits contain:

- Keepers
- Rod Bearings
- Main Bearings
- Gaskets
- Sleeves
- Pistons
- Rings
- Wrist Pins

Have your Rod & Main Bearing sizes ready when you place your order. If possible, supply Engine Serial Number to help ensure order accuracy.

Part #	Application	Engine #	Engine Serial # and Specs	Price \$
OH125	B C CA	125	3 3/8 Overbore	514.25
OH201AC	WC WD Gas	201	4 1/8 Overbore	615.95
OH226E	WD45 D17 170 175	W226	4 1/8 Overbore - Front Thrust	626.79
OH226L			4 1/8 Overbore - Center Thrust	633.95
OHD2800E	180 185 190 190XT 7030 7040 7045 7050 7060 7080	D2800	3 7/8 Bore	1195.95
OHD34001	D21 210 220 7580 8030	D3400	4 1/4 Bore	1379.83

Sleeve & Pistons



Most Aluminum Pistons contain Ni-Resist inserts to prolong ring groove life in top or top and second ring grooves.

Sleeves have a fire-wall design to protect head gaskets from high temperatures.

Part #	Application	Engine	Price \$
SL1590	B, C, CA,	B125	164.46
2261799	WD45	W226	123.95
2261799	D17, D17 Series IV, 170, 175	G226	123.95
2261401	W, WC, WD	K201	124.95
2261766	180, 185, 190, 190XT	D2800D	149.95
2261777	200, 7000, 7010	D2900	154.95
2261516	170D	4.236 Perkins	107.95
2261470	D21, 210, 220, 7030, 7040, 7050, 7060, 7080, 7580, 7045	D3400, 3500	154.95

Piston Rings



*Prices vary due to the number of rings being sold in a particular set
**2 Cylinder Set

Part #	Application	Bore	Engine	# of Rings	Compression Width	Oil Width	Price \$
964KX**	B, C, CA, IB, RC,	3.375	B125	4	1/8	3/16	50.14
9217KX**	180, 185, 190, 7000	3.875	D2200, D29	4	3/32	3/16	89.69
9194KX**	170	33.877	4A-236	5	3-3/32	2-1/4	126.26
920KX	W, WC, WD,	4	G201	4	1/8	3/16	92.37
5368KX	D17, 170, 175, GAS	4.125	W226	4	2-3/32, 1-1/8	1/4	93.27
9964KX	D21, 210, 220, 7030, 70, 40, 50, 60, 80, 7580	4.25	D3400, D350	4	1-3/32, 2-1/8	1/4	231.18

Gasket Sets



Valve Grinding

Part #	Model	Price \$
HS7378B	B,C, CA, RC	42.18
HS1850	G N62 Cont.	29.95
HS7514S	WC WD WF WD45 Gas	65.13
HS7914SB1	D10 D12 D14 D15 G138	43.68
HS7914SB1	G139 G149 G160	43.68
HS7768B4	D15 Diesel D175 Engine	78.44
HS7514S	D17 170 175 Gas	63.13
HS8289B	180 185 190 190XT	158.42
HS8289B	200 D2800 D2900	152.42
HS9192PT	D21 210 220 7030 7040 8030	161.59
HS9192PT	7045 7050 7060 7080 7580	161.59

Valve Cover

Part #	Model	Price \$
VS3708R	B,C, CA, RC	9.53
VS3791R	WC WD WF WD45 Gas	17.95
VS12591R	D10 D12 D14 D15 G138	12.89
VS12591R	G139 G149 G160	12.89
VS38246	D15 Diesel D175 Engine	9.80
VS3791R	D17 170 175 Gas	17.95
VS50068	D21 210 220 7030 7040 8030	17.18
VS50068	7045 7050 7060 7080 7580	17.18



Overhaul/Conversion

Part #	Model	Price \$
FS7378B	B,C, CA, RC	70.68
FS7559B	G N62 Cont.	80.55
FS7514S	WC WD WF WD45 Gas	117.08
FS7914SB2	D10 D12 D14 D15 G138	135.60
FS7914SB2	G139 G149 G160	135.60
FS7768B3	D15 Diesel D175 Engine	171.72
FS7514S1	D17 170 175 Gas	171.78
CS8289	180 185 190 190XT	273.66
CS8289	200 D2800 D2900	273.66
CS9192	D21 210 220 7030 7040 8030	207.14
CS9192	7045 7050 7060 7080 7580	207.14

Oil Pan

Part #	Model	Price \$
OS3707C	B,C, CA, RC	8.42
OS20657	G N62 Cont.	7.38
OS30130C	WC WD WF WD45 Gas	19.73
OS3707C	D10 D12 D14 D15 G138	8.42
OS3707C	G139 G149 G160	8.42
OS20492	D15 Diesel D175 Engine	8.82
OS30130C	D17 170 175 Gas	19.73
OS30534A	D21 210 220 7030 7040 8030	10.63
OS30534A	7045 7050 7060 7080 7580	10.63



Allis Chalmers

ENGINE COMPONENTS

Main Bearings



Part #	Application	Engine Application	Price \$
MS211P	B, C, CA, IB, RC	B125	136.95
MS902AL	D10, D12, D14, D15	G138, G160	156.10
MS399P	D15D, D17D	D175	151.81
MS227P	D19 GAS	G262	168.25
MS1623P	XT 190 Gas w/Bearing length 1.170	G2800	134.76
MS1623P	XT 190 Gas w/Bearing length 1.118	G2800	134.76
MS1623P	180, 190, 185, 190XT, 200, 7000, 7010 w/ Bearing length 1.170	D2800	134.76
MS1623P	180, 190, 185, 190XT, 200, 7000, 7010 w/ Bearing length 1.170	D2900	134.76
MS878AL	170	4A-236	71.89
MS209P	W, WC, WD	G201	104.35
MS209P	D17, 170, 175 GAS	W226	104.35
MS2002P	D21, 210, 220, 7030, 7040, 7050, 7060, 7080, 7580	D3400, D3500	186.90
MS2002P	D21, 210, 220, 7030, 7040, 7050, 7060, 7080, 7580 w/slotted oil hole for late engine	D3400, D3500	186.90

Rod Bearings



Part #	Application	Engine Application	Price \$
CB179P	B, C, CA, IB, RC	B125	16.70
CB781AL	D10, D12, D14, D15	G138, G160	13.42
CB458P	D15D, D17D	D175	11.08
CB458P	D19 GAS	G262	11.08
CB1355P	XT 190 Gas w/Bearing length 1.170	G2800	10.85
CB1355P	XT 190 Gas w/Bearing length 1.118	G2800	10.85
CB1355P	180, 190, 185, 190XT, 200, 7000, 7010 w/ Bearing length 1.170	D2800	10.85
CB1355P	180, 190, 185, 190XT, 200, 7000, 7010 w/ Bearing length 1.170	D2900	10.85
CB667AL	170	4A-236	5.95
CB526P	W, WC, WD	G201	9.95
CB526P	D17, 170, 175 GAS	W226	9.95
CB1354P	D21, 210, 220, 7030, 7040, 7050, 7060, 7080, 7580	D3400, D3500	12.95
CB1354P	D21, 210, 220, 7030, 7040, 7050, 7060, 7080, 7580 w/slotted oil hole for late engine	D3400, D3500	12.95

Rod Bushings



Part #	Application	Engine	Price \$
1619Y20	W, WC, WD, WF, W25 D17, D19	(D262)	5.69
1619Y20	D19F, C, TL, 14	(262 Gas)	5.69
3469Y20	180, 190, 190XT, 200	(D2800)	9.75
3469Y20	7000, 7010	(D2800)	9.75
3474Y20	D21 7030 7040 7050 7060 7080	(670T w/1.50" Pin)	9.95

Reconditioned Rods with New Bushings



Part #	Application	Price \$
R270459	B, C, CA	89.95
R3400CR	D21, 7030, 7040 7045, 7050	97.95
RU3988	WD, WD45, D17 Gas	89.95
R4020888	180, 185, 190 Gas & Diesel	114.45

Camshafts



Part #	Application	Price \$
74023915H	AC, 2900 Engine Series	189.95
74029000H	AC, 3500 Engine Series	189.95

Cam Engine Bearings

Part #	Application	Engine	Price \$
SH385S	W, WC, WD, WF	(G201)	24.34
SH385S	D17, D19	(D262 Gas/Diesel)	24.34
SH385S	D17, WD45.	(226 Gas)	34.34
SH629S	180, 190, 190XT, 200, 7000, 7010 8010	(D2800)	
SH629S		(D2900)	
SH628S	D21, 7030, 7040, 7050, 7060, 7080, 8030	(670T)	50.83

Lifter



Part #	Application	Price \$
74026699H	AC, Fits both cams above	4.95

Valve Train

Guide

Part #	Application	Engine	Price \$
VG557	B, C, CA, D10-12-14-15	B125, G138, G160, 201	2.22
Ex VG226	W, WC, WD SN > 84248, WD 45 D17 170, 175	201	3.42
Int VG354	WD-45, D-17, 170, 175	G226	2.82
Ex VG619	D-19	G262	3.15
Ex VG555	D-17 Diesel	D262	4.07
VG738	180, 185, 190, 190XT, 7000	D2800, D2900	3.95
VG738	D21, 210, 220, 7030 To 7580, 8030	D3400, D3500, D3750	3.95

Spring

Part #	Application	Engine	Price \$
VS1426	B, C, CA, D10-12-14-15	B125, G138, G160, 201	3.70
VS1426	WD-45, D-17, 170, 175	G226	3.70
VS1432	D-19	G262	2.28
VS856	180, 185, 190, 190XT, 7000	D2800, D2900	2.67
VS856	D21, 210, 220, 7030 To 7580, 8030	D3400, D3500, D3750	2.67

Intake Valve

Part #	Application	Engine	HD DIA/OAL	Price \$
V796	B, C, CA, D10-12-14-15		1.44 / 4.91	9.02
V869	ENG SN W84248 UP		1.69 / 5.16	10.68
V869	WD-45, D-17, 170, 175	G226	1.69 / 5.16	10.68
V2307	D-19	G262	1.50 / 4.94	14.39
V3924	D-17 Diesel	D262	1.48 / 5.36	13.41
V2214	180, 185, 190, 190XT, 7000	D2800	1.62 / 6.00	17.57
V2216	D21, 210, 220, 7030 To 7580, 8030	D3400	1.84 / 6.02	19.35

Exhaust Valve

Part #	Application	Engine	HD DIA/OAL	Price \$
V795 w/o rotocap	B, C, CA, D10-12-14-15	B125	1.31 / 4.91	10.93
V4238 w/ rotocap	With Valve Rotators, W, WC, WD	G138, G160, 201	1.31 / 4.91	16.72
V868	ENG SN W84248 UP		1.45 / 5.13	12.82
V868	WD-45, D-17, 170, 175	G226	1.45 / 5.13	12.82
V1836	D-19	G262	1.38 / 4.94	12.91
V1840	D-17 Diesel	D262	1.25 / 4.44	13.26
V2213X	180, 185, 190, 190XT, 7000	D2800, D2900	1.44 / 6.00	23.26
V2215X	D21, 210, 220, 7030 To 7580, 8030	D3400, D3500, D3750	1.65 / 6.02	32.28

Allis Chalmers

ENGINE COMPONENTS

New Crankshafts



All New Crankshafts are sold outright and there is NO CORE CHARGE. Standard bearings must be ordered separately.

Allis Chalmers

Part #	Application	Weight	Price \$
N62C500	NEW N-62 Continental	25	335.95
226535H	WD-45 Gas	50	347.00

Deutz

Part #	Application	Weight	Price \$
2931044H	F3L912 Engine	100	428.57
2931048H	F4L912 Engine	115	500.00

Reground

All Reground Crankshafts come with Main & Rod Bearings and are X-Rayed, Magnafluxed, Straightened and Stress Relieved. **These will have a Core Charge added to the Exchange Price listed.** All Cores must be Re-Buildable, not Broken. Splines & Keyways must be good and must be Re-Grindable, 30/30 Cores are not acceptable. Upon Receipt of Core, Refund will be issued. Have Casting # of your Crankshaft available when you call.

Part #	Application	Weight	Price \$
206638	B, C	35	624.95
227550	D10, 12, 14, 15, G138 Gas	40	581.95
3986	WD, WC	50	555.95
226535	WD45	50	538.95

Front and Rear Main Seals



Rear Main Seals

Part #	Application	Price \$
49910	G, N62 Continental	10.95
48125	W WC WD WD45 Gas	8.95
48162H	D17 170 175 Gas	7.25
SS48048	Press on flywheel housing	55.95
SS47882	D21 200 210 4W-220 7030 7040 7045 7050 7060 7080 7580 426 Diesel Eng	76.17
SS64550	180 190 Gas G2500/G2800 180 185 190 190XT 7000 7010 DSL D2800/D2900	36.25

Front Main Seals

Part #	Application	Price \$
46423H	W WC WD WD45 Gas	9.25
46026	D17 170 175 Gas	10.25
47010		6.95
49638	G, N62 Continental	7.95
47663		26.51

Harmonic Balancers



Part #	Description	Price \$
70236741H	D10 (below 3501), D12 (below 3001) ,D14	69.95
74009853H	200 Diesel	426.35
74009848H	7000 7010 7020 8010	456.10

Remanufactured Heads

Always order heads by your casting number!
 •All heads are cleaned • Seats replaced as needed •All cracks repaired • Surface ground •New guides •Bare head, no valve, springs, etc.

Diesel

Casting #	Application	WT	Price \$
4506503-4507716	WD-45, D-17	85	800.00
4514323-4514083-4512303-4516679	D-15	55	700.00
4512884-4514282-4514790-4516681	D-19	85	800.00
4025002-4026227	D-21	105	800.00
4020083-4020728-4021854	XT 190	105	800.00
4023894	200	105	756.00
4028163	210 220 7030 7050 7580	125	833.33
4006933-4008087-40234699 W/ TUBES	7000, M COMBINE	125	866.67
4035246	7040, 7080	125	833.33
4036658-4036659	7050	125	833.33

Gas

Casting #	Application	WT	Price \$
UM6400-U3001	U, UC, WC, WD	45	366.67
AM2917	B, C, CA	45	366.67
AM4367-AM5253-4831-5481	D14, D15	50	400.00
AM3820	WD-45	65	400.00
AM4472-AM4659-AM6959	D-17 GAS	65	400.00
4512446	4 CYL G153 ENGINE	50	400.00
4512116-4020417	D-19, 180, 190	85	600.00
4020157-4020158-4021857	190 XT	85	600.00

EXHAUST

Manifolds



Part #	Application	Wt	Price \$
AM2919H	B C CA	12	118.75
800333H	G	8	99.65
226350H	WC WD WD45 gas D17 gas thru Series III	25	162.95
229940H	WC WF w/45 degree man.	23	217.40
234141H	D14 & D15 Not Threaded	19	166.95
257485H	D17 Series IV gas 170g 175	25	163.60
4516769H	D19	39	211.34
4007653H	190 190XT 200 7000 7010 7020 8010 Diesel	39	143.95
EM7030	D21 220 7030 7580 8030 8050 8070 - 3 pc man.	42	182.28

Gaskets

Part #	Application	Price \$
MS9633B	B C CA B124	8.13
41281007	G	7.95
70229958	WC WD WD45 WF 170 175 D17 gas	14.10
MS15090	D14 D15	8.95
MS9848X	D19	12.08
MS280	190XT 200 7000 7010 7020 8010 Diesels	27.75
MS93117	7045 7050 7060 7080 7580	26.65



Exhaust Elbows



Part #	Application	Wt	Price \$
70253661H	D19 D21 210 220 7000-7020	8	79.75
70244418H	190 190XT 200 G L2 M M2	8	74.45
70267640H	7030 7040 7045 7050 7060	10	79.95

Allis Chalmers

EXHAUST

Mufflers



Part #	Outlet	Inlet	Model	Price \$
AC1	1 1/2	1 3/8	B C CA RC to 1952 (5 lbs)	20.57
AC2	1 3/4	1 5/8	WD 1948-1953 (5 lbs)	24.29
AC3	1 1/2	1 3/8	B CA D10 D12 D14 (5 lbs) D15 Gas to SN 9001	30.40
AC4	1 3/4	1 5/8	WD45 & D17 to 1961 (7 lbs) Gas below SN 32000	28.05
AC5	2	1 15/16	D17 Gas & LP SN 32001 (6 lbs) to 42000	26.63
AC6	B.Plate	2 1/4	D15 D below SN 9001 (5 lbs) D17 D below SN 38964	34.85
AC7	1 1/2	1 3/8	D10 D12 above SN9001 Oval (7 lbs)	50.10
AC7	2	1 15/16	D17 Gas above SN 42001 Oval (7 lbs)	50.10
AC8	2	2 3/8	D19 Gas 616 622 Oval (7 lbs)	49.95
AC9	1 3/4	1 3/4	D15 Gas above SN 9001 Oval (8 lbs)	44.54
AC10	2 3/8	2	D15 D above SN 9001 (8 lbs) D17 D above SN 38964	49.71
AC11	2	1 15/16	170 Gas Vert Oval (8 lbs)	52.14
AC12	2	2 3/8	180 185 Diesel Oval (11 lbs)	54.29
AC13	2 1/4	2 3/8	175 180 Gas 170 Diesel (8 lbs)	52.95
AC14	2 1/2	2 3/8	190 Gas After SN 19000 Dsl (12 lbs)	56.12
AC16	3	3	190XT Diesel 200, 210, 220 (13 lbs)	45.66
AC17	1 3/8	1 1/2	D10, D12 gas SN 9001 & up (7 lbs)	47.07
AC18	2 3/4	2 3/8	190 gas & diesel to SN 19000 (10 lbs)	70.67
AC19	1 3/4	1 11/16	160 Perkins (5 lbs)	39.40
AC20	3	3	7000 thru 7060 Oval (17 lbs)	88.12
AC21	4 1/8	4	7080 7580 Oval (25 lbs)	185.47
AC23	1 3/8	Bnt pipe	B C CA 38-57 underhood muffler 3 lbs	43.88
AC24	4	4	1850 (1978-1981) (26 lbs) 4 WD articulated 4 WD-305 4 WD articulated	253.54

Parade Stacks Weight is 10 lbs.

Fits WC through Early D-17

Part #	Description	Price \$
CHWCED17	CHROME STRAIGHT	113.24
CHWCED17	CHROME CURVED	133.82



FUEL SYSTEM

New Carburetors

We can Rebuild your Old Carburetor for \$150. Aluminum Rebuilds are \$200.

Rebuild includes:

Cleaning, Inspection, Carb Kit, & Labor . Additional Parts Cost Extra



Part #	Application	Replaces Carb #	Price \$
ZR12522NH	B C CA W WD WF D10 D12	12401 12749 TSX154 159 422 470 486	312.55
ZR12566NH	CA D14 D15 H3 Crawler	TSX670 701 815 844 879 912 931	299.40
ZR14991NH	WD45 D15 D17 170 175	11588 12217 13294 TSX464 561 773 853 869 871	395.85
ZRTSX782NH	D15 D19 190	TSX848 863	407.95
TSV13NH	G	TSV13	370.85

Carburetor Kits

C, K, IH, MS, Z Kits contain Needle & Seat, Float Lever Pin & all Gaskets



BK Kits contain needle, seat, Float Lever Pin, Throttle Shaft & all Gaskets

Part #	Application	MFG	Carburetor #	Price \$
MS101	B, C, CA	MS	TSX154, 305, 470, 486, 670, 701, 815	21.95
Z101	B, C, CA	Z	8561 8691 9635 9636 9705 9706, 9804,9805, 10697, 10697 10698 10699 10902 10903, 11142, S904, S1204	21.95
MS100	G	MS	TSV13	23.95
Z109	WC	Z	7078, 7971	27.95
MS101	WC, WD	MS	TSX159, 422	21.95
Z101	WC, WD	Z	8791, 8979, 9707, 10981	21.95
BK28V	WD-45, D-17	MS	TSX 464, 773	15.05
BK28AV	WD-45, D-17	Z	11588	22.52
Z101	D-10, D-12	Z	12401, 12749	21.95
MS101	D-14, D-15	MS	TSX 670, 701, 815, 844	21.95
MS102	D-15	MS	TSX 869	21.95
MS103	D-15	MS	TSX863	21.95
MS102	D-17	MS	TSX 561, 889	21.95
MS102	D-19	MS	TSX871	21.95
MS103	D-19	MS	TSX848	21.95
Z104	170, 180, 185	Z	13294, 13416	27.95
MS102	175, 180, 185	MS	TSX928	21.95
H102	190	H	LIST 3257 2871 2871-1	23.95
Z108	190	Z	13303, 13327	34.95

Carb Floats



Part #	Application	Description	Price \$
9N9550AH	B C CA R WC WD WF	Small Bowl Marvel Carbs	9.95
53783DH	B C CA RC WC WD	With Zenith Carbs	17.85
C85156	WD45 D15 D17 175	Large Bowl Marvel Carbs TSX561 773 869 871 928	19.95
C4531H	WD45 D15 D17 170 175	With Zenith Carbs	22.75

Allis Chalmers

FUEL SYSTEM

Sediment Bowls



Part #	Application	Description	\$
70237944H	B, C, R, D14, D19	Bowl Assembly w/90 outlet	16.95
70239167H	WC, WD, WD45, D10, D12, D14, 170	Bowl Assembly Shallow Bowl	21.18
70237946H	WD45, D15D, D17, D21, 170D, 180D	Bowl Assembly W/Large Bowl	17.95

Throttle Controls and Parts

Part #	Description	Price \$
227004H	Throttle Slide Block	87.95
222454H	Throttle/Hyd. Knob	12.95
220901H	Throttle Quadrant	6.50

Fuel Transfer Pumps

Allis Chalmers



Part #	Application	Price \$
3637290MH	170 SN (236U93166 up) 4 Bolt	37.85
3637290MH	175 SN (248U8332 up)	37.85
72093848H	5040 5045 5050	35.87

Duetz

Part #	Application	Price \$
01260140H	D2506 D2807 D3006	105.88
4157603H	ENG # F3L812 F3L912 F3L912W F5L912 F5L912W, F6L812, F6L912 & F6L912W	39.72

Turbos

Our turbos are rebuilt by the original manufacturers!

- AC - Case - JD - MF - Oliver - IH
- Please have the model of equipment and number off the turbo
- Core prices vary by order number
- Customer must furnish model or serial number on turbo tag
- Cores cannot be broken, damaged, or disassembled



Part #	Application	AC #	Model	Price \$
TO4B8058	190XT	4062757	370F70 Rayjay	521.76
4090409010	200, 7000, 7010	4009171, 4062749	TO4880	572.29
4090809009	7030, 7040, 7045,	4036513 or 4062751	TO4B90 or 301E76 Rayjay	415.86
4090809009	7050, 7060, L2, N5			415.86
4653609002	7080, 7580, 8030, 8050, 8070, 4W220	4036606 or 4062752	TO4B42	612.69

Injectors

Includes all Seals for Proper Installation

Part #	Engine / Application	Price \$
4022904H	190, 190XT, 200, 7030, 7040, 7050, 7060	51.13

Fuel Caps



Part #	Application	Description	Price \$
70228545H	G B C Styled WC WF CA RC WD WD-45 WD-45D	Original W/ Wing	17.95
40756DH	B C CA U WC WD WD45 WF D14 D15	Aux Fuel Tank Cap	7.50
23995DAH	U UC UNSTYLED WC & WF	Fuel Cap W/Gasket	8.95
E7NN9030AAH	D10 thru D19 170-185	Chrome Vented Fuel Cap	7.95

COOLING SYSTEM

Radiators



Part #	Application	Weight	Cap #	Price \$
233313H	B C CA D10 D12	20	2114	225.95
228587H	WC WD WD45	25	2114	327.15
70229702H	D17	31	2114	486.54
70228567H	D14	20	2114	421.91
70243967H	D15	32	2114	524.48
70255327H	CHANGE APPL 180 185	40	2114	796.80
70250729H	190 190XT	45	2114	649.22
70260432H	7000	65	2114	674.82
70267976H	7030 7040 7050 7060	65	2114	1222.62
72508756H	9675 9695	75	214	1177.15

Caps Original Style

These caps weigh 0.5 lbs.

Part #	Application	Price \$
E7NN9030AAH	Unpress Syst Fits B & C TO SER # 18580 CA WC RC WD WD45 WF	5.66
OLRC22	Unstyled WC & WF	8.95
228817H	D10 D12 D14 D15 D17 D19 D21 170-220	11.25



Hoses

Lower Radiator Hose

Part #	Application	Price \$
70207173H	B C CA RC D10 12 14	2.36
70203090H	WC WD WD-45 WF	5.30
70229209H	D17 GAS	11.03
70235356H	D17 DSL SN 39684->	13.98
70235356H	D19 GAS	13.98
70249760H	170 175 GAS	12.27
70249756H	170 175 DSL	18.92
70248233H	180 185 190 XT XTIII	13.05
70256374H	200	12.95
70260326H	7000	25.68
70262103H	7010 7020	23.75
70267817H	7030 - 7580	13.00
70264171H	8010	41.62
70273688H	8030	12.62
70268974H	8070	16.04

Upper Radiator Hose

Part #	Application	Price \$
70207173H	B C CA RC D10 12 14	2.36
70233153H	WC WD WD-45 WF	4.57
70229636H	D17 GAS	10.34
70233153H	D17 DSL SN <-38963	4.57
70235361H	D17 DSL SN 39684->	13.95
70236594H	D19 GAS	12.37
70249759H	170 175 GAS	16.95
70249755H	170 175 DSL	7.77
70243014H	180 185 190 XT XTIII	12.95
70256331H	200	10.19
70260327H	7000	26.00
70262102H	7010 7020	21.68
70267816H	7030 - 7580	22.37
70276094H	8010	25.95
70276095H	8030	29.42
70276095H	8070	29.42



ENGINE

Allis Chalmers

COOLING SYSTEM

Thermostats



Part #	Application	Price \$
2225180H	B, C, CA, WD45, D10 THRU D19 180	9.00
2224180H	W, WC, WD, WF 180	5.00
1845180H	D21, 180, 185, 190, 190XT, 200, 210 7000-7060 180	7.95

New Water Pumps

Gaskets / orings included for most applications
 Please advise casting # if possible
 Pump order numbers with a star have pulley included
 * Denotes pulley included



Part #	Application	Wt	Price \$
79003713H	A B C CA	7	97.62
79016822H	WC WD WF WD45 ALL GAS & LP W/ CAST #125577	10	106.82
74517291H	WD45 DSL D17 DSL BEL SN 119938 except SN 117087-117104	12	138.04
79016821H	D10 D12 D14 D15 All w/ Cast #126035 W/ADJ Pulley	8	120.81
79004256H	D10 D12 D14 D15 All w/ Cast#126035 W/ FIXD Pulley	10	95.34
79003710H	D17 170 175 All Gas w/Cast 229465 w/ Single Pulley	15	131.04
74517362H	D17 SER 3 W/DSL ENG D19 W/ GAS/LP ENG	12	110.09
74517363H	D19 GAS & DSL Late w/ Cast # L126627 Less Pulley	11	117.46
74007554H	D21 180 185 190 190XT 200 All DSL Cast # 4029129-04 7/8" Thread	11	134.21
79003714H	170 & 175 DSL w/Cast 37711630 Pulley Not Incld	13	54.69
74008840H	210 220 7000 w/ Cast #4029129-04 3/4" Threaded Hole	11	113.49
72090472H	5040 5045 5050	11	97.76
74009278H	6060 6070 6080	23	167.48
74062321H	7010 7020 8010	16	118.80
74036573H	7030-7060 8030 8050 8070	13	138.53
A77703H	AGCO Models w/ Cons. Cummins 4-390 4T-390 4TA390 6590 6T590 6TA590	6	63.95
A77704H	9435 9635 9455 9655 9675 9755-9785 AGCO Models w/ Cons. Cummins 6T & 6TA830 Eng Combines R6 R7 R52 R62 R72	13	69.95

Remanufactured Water Pumps

Quality US Remanufactured Water Pumps

- Better Price
- Better Quality
- No Hassle Core Policy

Have casting number available if possible.

Tractors

Part #	Application	Price \$
D9004255	B C CA D10 D12 D14 ALL w/ Cast 126035 Adjust Pulley	112.95
D9004298	WC WD WD45 WF ALL GAS/LP W/CAST 125577	103.95
D9004256	D10 D12 D15 W/ CAST # 126035	112.95
D4516949	WD45 DSL D15 DSL D17DSL ALL W/ CAST L126627	114.95
D4516959	D17 D17IV D19 ALL GAS/LP DSL W/CAST 134680	112.95
D4516962	D19 GAS/LP DSL W/ SHORT FILLER NECK CAST 134445	103.95
D9003710	D17 D17IV 170 175 ALL GAS W/ CAST 129433	112.95
D4007554	D21 180 185 190 190XT ALL W/ CAST # 4029129-04 THREADED HOLE 7/8" NPT	148.95
D4008840	200 210 220 7000 All w/ Cast# 4029129-04 Threaded Hole 3/4" NPT	157.95
D4062321	7010 7020 8010 ALL/CAST 4008611-02	141.95
D4036573	7030 7040 7045 7050 7060 7080 8030 8050 8070 ALL W/ CAST 4036544	117.95

Combines

Part #	Application	Price \$
D4007551	F DSL F2 DSL BEL SN 39201 K2 BEL SN 25201 ALL DSL W/ CAST 4021898	132.43
D4007666	L2 L3 M2 M3 ALL W/ 649T OR D3500 SER ENG ALL W/ WATERPUMP CAST 4021898	154.05
D4036573	L L2 N5 N6 R5 ALL W/ 670T D3500 ENG CAST 4036544	110.81
D4516961	F GAS BEL SN 12201 CAST #13444	104.05

Fan Belts

Part #	DRIVES	Application	Price \$
70209656H	FAN	B, C, CA, D10 & D12 W/Adj Pulley, D14	132.43
70209824H	FAN	WC, WD, WD45	154.05
70233432H	FAN	D10, D12 W/Fixed Pulley, D15	110.81
70227470H	FAN	D19 G/D, 170D, 175D	104.05
70243021H	FAN	180 G/D, 185 G/D, 190 G, 190XT G	7.99
70256656H	FAN	200 SET OF 2	15.63
70267630H	FAN	7030, 40, 45, 50, 60 - Set of 2	27.84
70254350H	FAN	D21 LATE, 7010, 20 - Set of 2	13.95

Heaters

Allis Chalmers



Part #	Application	Watts	Price \$
3100013	170 DSL 1" NPT IMMERSION	600	31.95
3500014	180, 185, 200, 7000, 7010, 7020 PLATE, IMMERSION	1000	57.95
3500013	D21, 210, 220, 7030, 7040, 7045, 7060 7080, 7580 1" NPT IMMERSION	1500	63.95

Deutz



Part #	Application	Watts	Price \$
8603146	OIL PAN 3 CYL 48 MM PLUG ONLY	150	89.06
8603170H	OIL PAN 4 & 6 CYL 48MM PLUG ONLY	325	94.03

MANUALS • MANUALS • MANUALS • MANUALS • MANUALS

IT Shop Manuals

Part #	Description	Price \$
AC-11	Models B, C, CA, G, RC, WC, WD, WD45, WD45 Diesel, WF	23.95
AC-35	Models 6060, 6070, 6080	23.95
AC-36	Models 8010, 8030, 8050, 8070	23.95
AC-201	Models D-10, D-10 Series III, D-12, D-12 Series III Models D-14, D-15, D-15 Series II, D-17, D-17 Series III, D-17 Series IV Model 160 Models 170, 175	33.95
AC-202	Models D-19, D-19 Diesel • Models D-21, D-21 Series II, Two-Ten, Twenty, Models 180, 185, 190, 190XT, 200, 7000, Models 7010, 7020, 7030, 7040, 7045, 050, 7060, 7080	33.95
D-1	Models 6240, 6250, 6260, 6265, 6275	23.95

Service, Parts, Owners Manuals

Part #	Application	# Pages	Desc.	Price \$
ACSBBCS	B, C	54	Service	26.99
ACPBBCP	B, C, IB, B125	187	Parts	49.99
ACSD10D12S	D10, D12, incl Ser III	100	Service	37.95
ACPD10D12P	D10, D12	137	Parts	50.99
ACD15S	D15, G & D, Series II	183	Service	47.99
ACD15P	D15, G & D, LP	322	Parts	63.99
ACD17S	D17 thru Series IV	229	Service	50.99
ACD17P	D17 G & D, LP	327	Parts	79.95
ACSWCS	WC, WF, RC	93	Service	37.99
ACPWCP	WC, WF	179	Parts	47.99
ACSWDS	WD, G & D	167	Service	49.99
ACPWDP	WD, G & D, LP, WD45	221	Parts	50.99
ACSWD45S	WD 45, Gas & Diesel	167	Service	49.99

MANUALS • MANUALS • MANUALS • MANUALS • MANUALS

We have UPS return tags made so your old core can be sent to our store. \$25.95 pays for shipping both ways so you can get credit for your core sooner!

(800) 634-4885

14

1300 West Washington St.

ENGINE

Allis Chalmers

FILTERS Filters weigh approx. 2 lbs.



Air

Part #	Application	Style	Price \$
PA1690FN	D15 Gas SN 9001 & above. Replaces 2103129	Air	19.24
PA1682	D19D w/D262	Air	40.95
PA1683	D17 gas thru series IV	Air	22.42
PA1684	D19 gas, D17D thru series IV	Air	28.13
PA1667FN	160 Diesel, 170 G&D, 175 G&D, 180 G&D, 185D, 190, 190XT, 190XTIII w/G2500, D2800, D2900, 5040, 5045, 5050, 6040	Air	
PA1919FN	190, 190XT, 190XTIII w/D9200 †sn 13213	Air	20.47
PA1636FN	190, 190XT, 90XTIII w/D2900 †sn 13212, D2800, D2900, 210 w/D3500	Air	43.71
PA2426FN	7010, 7020, 7030, 7045, 7040	O. Air	36.34
PA2427	Same as above	I. Air	43.11
PA2448	Same as above + 7050, 7060, 7080, 7580, 8550	Cab	27.22
PA1902FN	7050, 7060	O. Air	55.12
PA1912	Same as above	I. Air	43.18
PA2509	Tractors - 4W-220, 7080, 7580, 8070 w/turbo Combines - R40, R42, R50, R52, R60, R62, R72	O. Air	28.46
PA2510	Same as above	I. Air	86.75
PA2434	4W-220, 8030 w/o turbo, 8050 w/o turbo, 8070 w/o turbo	O. Air	49.55
PA2435	Same as above	I. Air	52.51
PA3775	9435, 9455, 9635, 9655 w/-series 40 7.6L eng. 9675, 9695, 9815 w/series 40 8.7L eng	O. Air	43.88
PA3774	Same as above	I. Air	72.61
PA2485	9435, 9455, 9635, 9655 w/series 40 7.6L eng.: 9675, 9695, 9815 w/series 40 8.7L turbo eng	Cab	35.16

Engine

Part #	Application	Style	Price \$
B2	D15 (1960 on), D17 Gas SN 24001 & up & Series IV, D19 Gas, 160 Gas, 170 G&D	Spin on.	5.34
BT267	D17D thru series IV, D19 w/D262, D21D w/3400 & 3500 eng, 175 w/Perk 4.236, 180G, 180D w/2800	Spin on.	9.17
BT267	185/D w/2800 eng, 190, 190XT, 190XTIII w/G2500, G2800, D2800, D2900, 6070, 6080	Spin on.	9.17
T300M	B, IB, C, CA, CAG, D, G, M, RC, U, UC, UM, WF, WC, WD, WF w/201G, D10, D12, D14, D17G, †sn	Element.	13.01
T300M	WD45 w/226 eng, WD45 w/6BD230 eng	Element.	13.01
B50	D15D	Spin on.	7.22
BT564	200 w/301 eng, 200D, 7000, 7010, 7020, 8010	Spin on.	9.89
BT440	7030, 7040, 7045, 7050, 7060, 7080, 7580, 8030, 8050,	Full flow spin on	11.58
BT340	7045, 7060, 7080, 7580, 8030, 8050, 8070	By-pass spin on	22.26
BT347	5040, 5045	Spin-on.	15.16
BT353	5020 DSL, 5030, 6140	Spin on.	10.30
BT292	6240, 6250, 6260, 6265, 6275, w/Deutz DSL, 7085	Spin on.	9.57
B196	Tractors - 4W-305, 440 Combines - N2 Diesel & N7	Full flow spin on	19.08
B218	Tractors - 9630, 9650 w/Deutz DsL Combines - R40, R42, R50, R52	Spin on.	32.20
BD103	Tractors - 8425 w/Cummins Combines - R42, R52, R62, R72 w/Cummins	Spin on.	38.82
B236	Tractors - 9670, 9690 Combines - R60, R62, R72 w/Deutz DsL	Spin on.	9.80
B7030	9435, 9455, 9635, 9655, 9675, 9695, 9815	Spin on.	26.70

Coolant

Part #	Application	Style	Price \$
BW5136	7010, 7020, 7030, 7040, 7045, 7050, 7060, 7080, 7580, 8030, 8050, 8550	Spin on.	14.47
BW5139	8550	Spin on.	20.24

Fuel

Part #	Application	Style	Price \$
BF962	Tractors - 160DsL, 180 & 185D w/2800, 190, 190XT, 190XTIII w/2800 & 2900, 210 w/3500, 220D, 4w-305, 6070, 6080 Combines - F2 & K2 DsL L2 w/2900 & 649 DsL, M2 & MH2 w/649 & 2900 DsL, N2 DsL	Spin on.	8.24
BF892	7020 sn† 4580, 7045 sn† 3732, 7060 sn† 7824, 7080, 7580, 8010, 8030, 8050, 8070, 8550	Fuel/water separator.	11.04
BF588	Tractors - 4W-220, 8010, 8030, 8050, 8070 Combines - L3 w/DsL, R6	Fuel	12.34
BF825	175 gas, 160, 170DsL, 175, 4650, 4660, 5040, 5045, 5050, 5670, 5680, 6040, 6140, 6670, 6680, 6690	Spin on	6.20
PF946	Tractors - D15 Diesel, D17 Diesel, D19 Gas Combines - A, AH, B, C, CII Diesel	Sec Ele	8.70
PF947	Same as above	Pri Ele	9.16
BF912	Tractors - 200D Combines - M, N7 to 1981	Glass Box	20.76
BF597	Tractors - 7010, 7020 SN† 3346, 7580 †sn 2472, 7045 †sn 7006894, 7060 †sn 7562 Combines N5, N6	Spin on	15.75
BF988	Tractors - 6240, 6250, 6260, 6265, 6275 Combines - R40, R42, R50, R52, w/Deutz	Spin on	8.62
BF586D	7085, 7110, 7120, 7145	Pri spin on	13.95
BF587D	Same as above	Sec spin on	11.61
BF909	200D, 7020 Pwrshft (†sn 3345), 7000 (†sn 2D117921), 7030, 7050 (†sn 3D61441), 7040, 7045 (†sn 7001898), 7060 (†sn 7561), 7080 (†sn 3599), 7580 (†sn 2472)	Glass Box	13.32
BF909	Combines - M, MK I & II, L, L2, all w/3500 or 670	Glass Box	13.32
BF959	Tractors - 7000 †sn 2D117922, 7020 w/pwrdrctr †sn 3550, 7060 †sn 7561, 7045 SN 7001899-7006893, 7050 †SN 3D61442, 7080 †SN 3599, 7580 †SN 2470 Combines - L2 w/3500 or 670 to sn 7007545	Steel Box	25.18

Hydraulic

Part #	Application	Style	Price \$
B2	D10, D12, D17 †sn 68628, D19 †sn 12020, 170 & 175 G & D	Spin on	5.34
B9	D15, D17 †sn 68628, D19 †sn 12020, D21D, 180, 185D, (190, 190XT, 190XTIII †sn 25518)	Spin on	7.92
BT8449	160, 160D	Spin on	18.87
BT525	190, 190XT, 190XTIII †sn 25519, 200, 210, 220D, 6060, 6070, 6080	Spin on	17.61
BT350	7010, 7020, 7030, 7040, 7050, 7060, 7080, 8010, 8030, 8050, 8070	Spin on	12.61
PT392	4W-220, 4W-305, 8010, 8030, 8050, 8070	Suction Line element	21.47
PT393	Same as above	Return Line element	25.38
PT514	7010, 7020, 7030, 7040, 7045, 7050, 7060, 7080, 7580, 8550	Suction Line element	14.53
PT563	Same as above	Return Line element	19.54
PT76010	7010, 7020, 7040 †sn 5442, 7060 †SN 4087, 8010, 8030, 8050, 8070	Element	22.36
PT480	7040 †sn 5442, 7060 †SN 4087	Element	11.89
BT8851MPG	Agco Tractors 9635, 9655	Spin on	52.09
PT461	Combines - E & EIII, F, F2, G & GH, K & K2	Element	12.71
PT207HD10	F & F2, G & GH L & L2, MH, MH2 to SN11401	Element	10.92
PT28910	R42 & R52 w/Cummins		13.29

ENGINE

Case - IH

ENGINE COMPONENTS

Overhaul Kits

Premium Engine Overhaul Kits - 400 Series

Part #	Description	Price \$
DK400SK	MAIN SEAL KIT	104.95
D4141	NA, Crankcase top vented	910.95
DT4142	Turbo, Crankcase side vented	1169.95
D4361	NA, Crankcase top vented	1081.95
DT4362	Turbo, Crankcase side vented	1169.95
DT4662	466 to Ser. # 74999	1209.95
DT4661L	466 Ser. # 440036 to 618495	1149.95
DT4661	466 Ser #76440 to 440035	1149.95

There isn't a higher quality kit available anywhere!
Call for prices and a freight quote

Kit Contents

- Rod Bearing Set
- Gasket Kit & Seals- NO MAIN SEALS
- Oil Filters
- Fuel Filters
- Thermostat
- Piston/Pins
- Pin Retainers
- Cylinder Sleeves
- Sleeve O'Rings
- Piston Ring Set
- Main Bearing Set



*You can substitute DT4142 for DT4141 and DT4362 for DT4361. The 2 kits have a tighter ring gap than 1 kits.

Case

Part #	Application	Engine #	Engine Serial # & Specs	Price \$
OH401BDT156	970 Turbo	401BDT	.156 Thrust Washer	1299.95
OH401BDT186	970 Turbo	401BDT	.186 Thrust Washer	1299.95
OH6BTA590	5130 5140 5230 5240 5250	6T590/6BTA590	Cummins - with full gaskets	1395.95
OH451BDTE	1170 1175 1270	A451BDT	Early	1325.95
OH451BDTL	1370 1470 1570 2390 2470 2590	504BD/504BDT	Late	1199.95

*Advise Ser. # and o-ring configuration

International Harvester

Part #	Application	Engine #	Engine Serial # & Specs	Price \$
OHC60E	Cub, Cub Lo Boy excluding 154 and 184	C60	To Ser. # 261717 and 25124R3 connecting rod	492.95
OHC60L	Same as above		Ser. # 261718-264567 and 527457R11 connecting rod	492.95
OHC113	A B C Super A	C113	3 1/4 Overbore	563.95
OHC135	2404 330 340 - All engines to ser. #100500	C135	3 1/4 Bore	613.95
OH152E	H with flat pistons	C152	3 7/16 Overbore - To Ser. # 391357	622.95
OH152L	Same as above		3 7/16 Overbore - Above Ser. # 391357	616.95
OHC152E	H with fire power pistons	C152	3 7/16 Overbore - To Ser. # 391357	565.95
OHC152L	Same as above		3 7/16 Overbore - Above Ser. # 391357	545.95
OHC164	Super H HV W4 w/ fire power pistons std altitude	C164	3.5625 Overbore	620.95
OHC169	300 350 F300 F350 w/ fire power pistons std altitude	C169	3 5/8 Overbore	619.95
OHC175	300 350 F300 F350	C175	3 5/8 Bore	562.95
OHC221E	460	C221	3 9/16 Bore - Early 3.75 Main Flange Dia.	650.95
OHC221L	Same as above		3 9/16 Bore - Late 4.0 Main Flange Dia.	650.95
OHC248E	M w/ flat pistons	C248	4.00 Overbore - To ser. # 35463	725.00
OHC248L	Same as above		4.00 Overbore - Above ser. # 35463	699.95
OHC2481E	M w/ fire power pistons	C248	4.00 Overbore - To ser. # 35463	640.95
OHC2481L	Same as above		4.00 Overbore - Above ser. # 35463	640.95
OHC263E	560 660	C263	3 9/16 Bore - Early 3.75 Main Flange Dia.	749.95
OHC263L	Same as above		3 9/16 Bore - Late 4.0 Main Flange Dia.	711.55
OHC264E	Super M 400 Super MTA	C264	4 1/8 Over - Early Super M, Pin Dia. 1.313	707.81
OHC264L	Same as above		4 1/8 Over - Late 400, Pin Dia. .9998	705.95
OH263E	656 706	C263	3 9/16 Bore - Early 3.75 Main Flange Dia.	695.95
OH263L	Same as above		3 9/16 Bore - Late 4.0 Main Flange Dia.	691.95
OHC281	400 450 T-6 Standard Altitude	C281	4 1/8 Bore	664.47
OHC291	666 706 756 766 to 6/1969	C291	3 3/4 Bore	795.95
OHBD154E	B384 B424 B414	BD154	3 1/2" Bore - to ser. # 57678	749.95
OHBD154L	Same as above		3 1/2" Bore - above ser. # 57678	749.95
OHD179E	454 464 484 2400A - 3 Cyl	D179	4" Bore - To Feb. 1975	686.95
OHD179L	Same as above		4" Bore - After Feb. 1975	757.95
OHD188E	2504 404 3514	D188	To Engine Ser. # 12093	868.95
OHD188L	Same as above		Above Engine Ser. # 12093	663.95
OHD236E	460 606 2606	D236	To Engine Ser. # 13753 with 3 3/4" Flange	977.95
OHD236M	Same as above		Engine Ser. # 13754 to 16621 with 4" Flange	977.95
OHD236L	Same as above		Engine Ser. #16622 and above with 4" Flange	1067.95
OHD239E	544 574 674 684 TD7 TD8	D239	3 7/8" Bore - Engine built to 1975	889.95
OHD239L	Same as above		3 7/8" Bore - Engine after to 1975	889.95
OHD282E	560 656 706	D282	3.75 Main Flange - to ser. # 44821	875.95
OHD282M	Same as above		4.0" Main Flange - ser. # 44822-71778	847.95
OHD282L	Same as above		4.0" Main Flange - ser. # 71778 and above	899.95
OHD358E	786 826 886 3088 3288 1420 Combine	D358	4 1/2" Bore - 1.264" Rod 1965-1975	1299.95
OHD358L	Same as above		4 1/2" Bore - 1.181" Rod 1975 and after	1299.95
OHD360	766 886 1420 1620	D360	3 7/8" Bore	1499.95
OHD361	806	D361	4 1/8" Bore	1595.95
OHD407	856 1026 1256	D407	4.321 Bore	1355.95
OHDT407	1456	DT407	4.321" Bore	1445.00

Our Overhaul Kits contain:



- Keepers
- Rod Bearings
- Main Bearings
- Gaskets
- Sleeves
- Pistons
- Rings
- Wrist Pins

Have your Rod & Main Bearing sizes ready when you place your order. If possible, supply Engine Serial Number to help ensure order accuracy.

Case - IH

Piston Rings

ENGINE COMPONENTS

Sleeve & Pistons

SEALED POWER



Most Aluminum Pistons contain Ni-Resist inserts to prolong ring groove life in top or top and second ring grooves.

Sleeves have a fire-wall design to protect head gaskets from high temperatures.

Case

Part #	Application	Engine	Price \$
2261656	580C, 580D Late	G207D	130.41
2261339	400,680CK, 700B, 730, 800B	A267D	160.39
2261339	930, 940 1.3585 Pin Dia.	A401D	160.39
2261647	970 1.5 Pin Dia.	A401D	180.95
2261594	1070, 1090, 1200	A451BD	181.95
2261591	1170, 1175, 1270	A451BD	192.95
2261846	1370, 1470, 1570, 2290, 2470, 2590, 4490 Ser #2539000 ↓	A504BD	180.95
2261663	Same as Above 1.625 Pin Ser #2539000 ↑	A504BD	177.95
2261579	1370, 1470, 1570, 2290, 2390, 2470, 2590, 4490 Ser# 2539000 ↓	A504BD Turbo	193.95
2261659	1370, 1470, 1570, 2290, 2390, 2470, 2590, 4490, naturally aspirated Ser #2539001 ↑	A504BD	203.34
2261579	1370, 1470, 1570, 2290, 2390, 2470, 2590, 4490 Ser# 2539000 ↓	A504BD Turbo	193.95
2261658	Same as above Ser #2539000 ↑	A504BD Turbo	185.05
2261798	400, 680CK-B, 700B, 730	A267D	201.85
2261798	740, 800D, 930, 940	A401D	201.85
2261336	300, 310, 311, 312, 4008	G148	112.95
2261336	310D, 430, 440, 470, 480	G148	112.95
2261340	430, 470, 480, 530, 570, 580B, 1845, 4.458 Flange	G188D	115.95
2261604	Same as above w/4.537 Flange	G188D	125.95
2261717	580C, 580D Early	G207D	130.95

International Harvester

Part #	Application	Engine	Price \$
2261404	A, B, C, Super A to SN 310300	C113	109.95
2261255	Super A, (310301 up)	C113	115.95
2261255	Super A, Super C, 100, 200 M	C123	115.95
2261402	H, Over Bore to 3 7/16	C152	124.95
2261281	Power Booster 4"	C248	143.95
2261675	656, 706	C263	97.95
2261299	560, 660	C263	107.95
2261298	460	C221	89.95
2261379	560, 656, 706, SN 71778 ↓	D282	126.25
2261509	706, 656, SN 71778 ↑	D282	120.95
2261674	666, 706, 756, 766	C291	113.95
2261639	706, 756	D310	202.95
2261593	766, 886	D360	202.95
2261500	806	D361	207.75
SL2525	1466, 1586, 1460, 1480 Com	DT436	139.07
SL2519	1066, 1086, 915 Com	DT414	148.92
SL2526	966, 815 Com	D414	153.88
SL2517	4366 SN74999 ↓	DT466	171.25
SL2632A	3588, 3788, 4386, 5288, 5488	DT466	197.15
2261543	856, 1026, 815,	D407	185.95
2261625	1256, 1456, 915 Combine Early	DT407	202.95

Case

Part #	Application	Bore	Engine	# of Rings	Compression Width	Oil Width	Price \$
S40366	580B, 630, 640, 430, 440, 470, 480, 530, 570	3.8125	G188B		3/32	1/4	26.09
G37075H	480C, 580C, 1845UNI	3.8125	G188D	3 LATE	1-1/8, 1-3/32	3/16	113.73
A151892SH	580C, 580D, 350, 450, CRAWLER 400, 500, 600, 740, 770, 900	4	G207D	3	1-1/8, 1-3/32	3/16	155.75
5194KX	920, 970 LATE	4	A251, 377E	4	3/32	1/4	99.25
A41967SH	1150, 970, 400, 680CKB, 700B, 730	4.125	A267BD	3	3/32	1/4	69.43
A40364SH	740, 800B	4.125	A267B	4	3/32	1/4	124.39
A43028SH	680CK, 1070, 1090, 1200	4.375	A301BD, A4	3	3/32	1/4	66.45
S41117	1170, 1175, 1270	4.375	451BDT	3	1/8	3/16	53.93
A42988SH	870	4.625	A336BD	3	1-1/8, 1-3/32	1/4	101.79
A42988SH	1370, 1470, 1570,	4.625	A504BD	3	1-1/8, 1-3/32	1/4	101.89
A44054SH	2670, 4690	4.625	504BDDTI	3	1/8	3/16	114.28

International Harvester

Part #	Application	Bore	Engine	# Rings	Compression Width	Oil Width	Price \$
918KX	A, B, C, Super A	3	C113	4	1/8	1/4	95.95
5973KX	424, 444, 504	3.375	C146	3	3/32	3/16	83.95
5579KX	H Farmall	3.375	C152	4	3/32	1/4	91.17
915KX	H Farmall	3.375	C152	4	1-1/8, 2-5/32	1/4	95.61
5448KX	Super H	3.5625	C164	4	3/32	1/4	97.37
5448KX	300	3.5625	C169	4	3/32	1/4	97.37
5737KX	460, 606	3.5625	C221		3/32	1/4	116.07
5737KX	560, 660, 403, 656, 706	3.5625	C263	3	3/32	1/4	116.07
5707KX	350	3.625	C175	4	3/32	1/4	95.69
9663KX	666, 706, 756	3.75	C291	3	1-1/8, 1-3/32	1/4	18.82
9662KX	544, 574, 674	3.8125	C200	3	1-1/8, 1-3/32	1/4	125.04
S40765	856, 715 Combine, 826, 856, 806, 826	3.8125	C301	3	1-1/8, 1-3/32	1/4	27.95
9766KX	706, 756	3.875	D310 German	4	1/8	3/16	20.30
902KX	M Farmall Cast Iron	3.875	C248	4	1-1/8, 2-5/32	1/4	97.46
5357KX	M Farmall Aluminum Piston	3.875	C248	4	3/32	1/4	99.24
5194KX	Super M	4	C264	4	3 of 3/32, 2-1/2	3/16	59.42
5368KX	Super M	4	C264 HIGH	4	2-3/32, 2-1/8	1/4	106.74
A40364SH	400 Farmall	4.125	C264	4	3/32	1/4	126.24
A40364SH	450 Farmall	4.125	C281	4	3/32	1/4	126.24
9092KX	806, 1206	4 1/8	D361, DT36	3	1-1/8, 1-3/32	1/4	209.54
684256SH	1466, 1486, 1586, 1460, 1480	4.3	DT436	3	1/8	1/4	238.58
684256SH	1466, 1486, 1586, 1460, 1480	4.3	DT436	3	1-1/8, 1-3/32	1/4	238.58
684256SH	966, 815	4.3005	D414	3	1-1/8, 1-3/32	1/4	238.58
684256SH	1066, 915 Combine	4.3005	DT414	3	1/8	1/4	238.58
684065SH	1066, 915 Combine	4.3005	DT414	3	1-1/8, 1-3/32	1/4	302.66
9550KX	856, 1026, 1256, 1456	4.321	D407, DT407	3	1-1/8, 1-3/32	1/4	323.19

*Prices vary due to the number of rings being sold in a particular set

Case - IH



ENGINE COMPONENTS GASKET SETS

Oil Pan

IHC/Farmall

Part #	Model	Price \$
OS5604C	Cub & Cub Lo-boy	7.25
OS5604C	A B C Super A Super C w/C113-C135 100501	7.25
OS3309C	H w/C152 Super H Std Bore C164	8.35
OS3348D	M w/C248 and Super M	10.05
OS3309C	Super H w/Overbore 300 350 w/C169 Gas	8.35
OS31117	454 574 674 684 C157 C175 C200	10.95
OS34401C	460 560 606 656 666 706 756 766 806 856	8.88
OS34401C	Hydro 70 Engines C221 C263 C291 C309 Gas	8.88
OS31569	460 560 656 706 Diesel D236 D282 D301	8.15
OS30762	BD154 Diesel Eng.	6.34
OS30456A	544 574 674 684 Ind 2500 TD7 w/D239 Eng.	19.37
OS34105	766 1420 Combine w/D360 Diesel	35.12
OS34104	966-1566 986-5488 Combines 1440-1480	20.90
OS34104	Engine D414 DT414 D436 DT436 DT466	20.90
OS34104	Industrial & Construction	20.90
OS34106	806 w/D361 1206 w/DT361	45.75
OS34106	856 1026 1256 1456 w/D407 or w/DT407	45.75
OS34105	D312 666 Hydro 70 86 686	33.45

Case

Part #	Model	Price \$
OS6912C	VA VAC 300 300B 400B w/124	13.39
OS10335	420 430 530 w/G148	12.62
OS13131C	400 500 600 series w/D188	11.90
OS13131C	1835 1845 Unloaders	11.90
OS13131C	580B 630 640 w/G188B	11.90
OS30087A	Engine Models 451BD	22.05

Overhaul/Conversion

IHC/Farmall

Part #	Model	Price \$
CS8237	454 574 674 684 C157 C175 C200	104.13
CS77991	460 560 606 656 666 706 756 766 806 856	62.68
CS77991	Hydro 70 Engines C221 C263 C291 C309 Gas	62.68
FS8334B	460 560 656 706 Diesel D236 D282 D301	210.45
CS3482	BD154 Diesel Eng.	51.30
CS3745X	D179 Eng. Diesel 3 cyl	124.00
CS8754	544 574 674 684 Ind 2500 TD7 w/D239 Eng.	179.49
CS8882	Engine D310 German Diesel 706 756 715	239.47
CS8882	826 1420 Combine w/D358 German Diesel	239.47
CS8367	766 1420 Combine w/D360 Diesel	169.95
DK400SK	966-1566 986-5488 Combines 1440-1480	104.95
DK400SK	Engine D414 DT414 D436 DT436 DT466	104.95
DK400SK	Industrial & Construction	104.95
CS8431	806 w/D361 1206 w/DT361	337.56
CS8431	856 1026 1256 1456 w/D407 or w/DT407	337.56
CS8367	D312 666 Hydro 70 86 686	169.95
FS454	F20	62.95
FS7560S	Cub & Cub Lo-boy	83.97
FS7900S	A B C Super A Super C w/C113-C135 100501	68.10
FS7509S1	H w/C152 Super H Std Bore C164	84.43
FS4277S	M w/C248 and Super M	132.51
FS7766S	Super H w/Overbore 300 350 w/C169 Gas	69.12
FS7510S	Super M 400 450 C264 C281 4 and 4 1/2" Bore	127.33

Case

Part #	Model	Price \$
FS7519S	VA VAC 300 300B 400B w/124	109.85
CS8240	420 430 530 w/G148	72.55
CS82681	400 500 600 series w/D188	96.25
CS82681	1835 1845 Unloaders	96.25
CS82681	580B 630 640 w/G188B	96.25
CS84321	Engine Models 451BD	106.25

Valve Cover

IHC/Farmall

Part #	Model	Price \$
VS3300C	A B C Super A Super C w/C113-C135 100501	8.68
VS3339	H w/C152 Super H Std Bore C164	7.45
VS3343	M w/C248 and Super M	9.95
VS3339	Super H w/Overbore 300 350 w/C169 Gas	7.45
VS38323	454 574 674 684 C157 C175 C200	9.16
VS12270R	460 560 606 656 666 706 756 766 806 856	7.00
VS12270R	Hydro 70 Engines C221 C263 C291 C309 Gas	7.00
VS18848	460 560 656 706 Diesel D236 D282 D301	9.62
VS38214	BD154 Diesel Eng.	5.64
VS50231C	544 574 674 684 Ind 2500 TD7 w/D239 Eng.	10.19
VS50081R	966-1566 986-5488 Combines 1440-1480	10.65
VS50081R	Engine D414 DT414 D436 DT436 DT466	10.65
VS50081R	Industrial & Construction	10.65
VS18849	806 w/D361 1206 w/DT361	17.72
VS18849	856 1026 1256 1456 w/D407 or w/DT407	17.72

Case

Part #	Model	Price \$
VS6907R	VA VAC 300 300B 400B w/124	14.90
VS6907R	420 430 530 w/G148	14.90
VS50046	400 500 600 series w/D188	11.22
VS50046	1835 1845 Unloaders	11.22
VS50046	580B 630 640 w/G188B	11.22


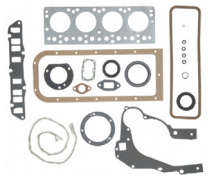
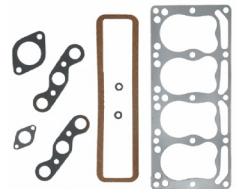
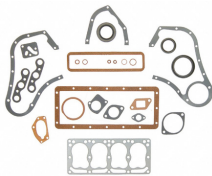



Valve Grinding

IHC/Farmall

Part #	Model	Price \$
HS454	F20	41.51
HS7560S	Cub & Cub Lo-boy	26.10
HS7900S	A B C Super A Super C w/C113-C135 100501	31.16
HS7509S1	H w/C152 Super H Std Bore C164	42.17
HS7477S	M w/C248 and Super M	40.80
HS7766S	Super H w/Overbore 300 350 w/C169 Gas	34.41
HS7510S	Super M 400 450 C264 C281 4 and 4 1/2" Bore	40.80
HS8237CS	454 574 674 684 C157 C175 C200	61.40
HS7799CS2	460 560 606 656 666 706 756 766 806 856	64.22
HS7799CS2	Hydro 70 Engines C221 C263 C291 C309 Gas	64.22
HS8334B	460 560 656 706 Diesel D236 D282 D301	118.82
HS3482	BD154 Diesel Eng.	70.68
HS3745	D179 Eng. Diesel 3 cyl	89.50
HS8754PT	544 574 674 684 Ind 2500 TD7 w/D239 Eng.	121.47
HS8882PT	Engine D310 German Diesel 706 756 715	156.28
HS8882PT	826 1420 Combine w/D358 German Diesel	156.28
HS8350PT	766 1420 Combine w/D360 Diesel	141.66
400UPPER	966-1566 986-5488 Combines 1440-1480	105.17
400UPPER	Engine D414 DT414 D436 DT436 DT466	105.17
400UPPER	Industrial & Construction	105.17
HS8352SB	806 w/D361 1206 w/DT361	246.52
HS8431SB	856 1026 1256 1456 w/D407 or w/DT407	220.95
HS8350PT	D312 666 Hydro 70 86 686	141.66

Case

Part #	Model	Price \$
HS7519S	VA VAC 300 300B 400B w/124	36.58
HS7957SB	420 430 530 w/G148	51.60
HS8269PT	400 500 600 series w/D188	80.11
HS8269PT	1835 1845 Unloaders	80.11
HS8269PT2	580B 630 640 w/G188B	53.10
HS8659PT	Engine Models 451BD	234.68



ENGINE

Case - IH

Rod Bearings



International Harvester

ENGINE COMPONENTS

Main Bearings



Check Serial Number and Wrist Pin Diameter

International Harvester

Part #	Application	Engine Application	Price \$
MS306P	Cub, Cub Low Boy, 154, 184, w/Rod #251246	C60	38.95
MS306P	w/Rod #527457	C60	38.95
MS459P	A, B, C, SUPER A	C113	51.47
MS505P	330, 340, 404, T340 CRAWLER	C135	96.80
MS665P	424,444, 504	C146	96.05
MS154P	H FARMALL To Ser #391357	C152	70.52
MS302P	H Ser #391357 up	C152	66.62
MS302P	SUPER H	C164	66.62
MS302P	300	C169	66.62
A*MS494P	460, 560, 606, 656, 706	C221, C263	64.85
A*MS683P	Same as above	C221, C263	64.46
MS302P	350	C175	66.62
A*MS494P	666, 706, 756	C291	64.85
A*MS683P	666, 706, 756	C291	64.46
MS983P	544, 574, 674	C200	65.34
A*MS494P	856, 826, 806	C301	64.85
A*MS683P	715 Combine 856, 826, .806	C301	64.46
MS1199P	715 Combine 706, 556, 715 Combine	D310	164.57
MS1199P	706, 756, 715 Combine	D310	164.57
MS1199P	826, 1420 Combine	D358	164.57
MS1342P	766, 886	D360	183.72
MS155P	M Farmall Early to Ser #278049	C248	91.18
MS307P	M Farmall Late to Ser #278050 up	C248	70.09
MS307P	SUPER M	C264	70.09
MS307P	450 FARMALL	C281	70.09
5125M	806, 1206	D361, DT361	194.55
MS1343P	1466, 1486, 1586, 1460, 1480	DT436	113.95
MS1343P	966, 815, 1066, 915 Com	DT414	113.95
MS1343P	3588, 3788, 5288, 5488	DT466, DT466B	113.95
5125M	856, 1026, 1256, 1456	D407, DT407	194.55

Case

Part #	Application	Engine Application	Price \$
6632M	VA, VAC	VA124	140.31
4154M	300, 310, 400, 410	G148	116.13
4149M	500B, 510B, 511B, 600, 611	164 GAS	127.99
MS652P	580B, 630, 640	G188B	123.23
MS651P	430, 440, 470, 480, 530, 570, 580B, 580C, 1845UNI, 480C	G188D	83.51
MS651P	580C, 580D, 350, 450 Crawler	207D,	83.51
MS1497P	400, 500, 600, 740	A251, 377, 400	72.95
MS1497P	770, 900, 920, 970	A401BD	72.95
MS1497P	1150, 970	A267BD	72.98
MS1497P	400, 68OCKB, 700B, 730, 740, 800B	A267B	72.95
MS1498P	930, 940, 1030, 970	A401D	98.86
MS1497P	68OCK, 1070, 1090, 1200, 830, 840	A301BD, A451B, A451BD	72.95
MS1498P	1170, 1175, 1210, 4.375	451BDT Turbo	98.86
MS1497P	870	A336BD	72.95
MS1498P	1370, 1470, 1570, 90 Series	A504BD	98.86
MS1496P	2670, 4690, 2390	504BDTI	139.85
MS1498P	2290, 2470, 2590, 4490	A504BD	98.86

Part #	Application	Engine Application	Price \$
CB310P	Cub, Cub Low Boy, 154, 184, w/Rod #251246	C60	8.25
CB998P	w/Rod #527457	C60	10.62
CB386P	A, B, C, SUPER A	C113	9.95
CB556P	330, 340, 404, T340 CRAWLER	C135	19.45
CB533P	424,444, 504	C146	12.49
CB207P	H FARMALL To Ser #391357	C152	14.50
CB420P	H Ser #391357 up	C152	10.50
CB420P	SUPER H	C164	10.50
CB420P	300	C169	10.50
CB550P	460, 560, 606, 656, 706	C221, C263	5.15
CB550P	Same as above	C221, C263	5.15
CB420P	350	C175	10.50
CB550P	666, 706, 756	C291	5.15
CB550P	666, 706, 756	C291	5.15
CB550P	544, 574, 674	C200	5.15
CB550P	856, 826, 806	C301	5.15
CB550P	715 Combine 856, 826, .806	C301	5.15
CB1044P	715 Combine 706, 556, 715 Combine	D310	16.37
CB1193P	706, 756, 715 Combine	D310	25.28
CB1193P	826, 1420 Combine	D358	25.28
CB675P	766, 886	D360	11.91
CB206P	M Farmall Early to Ser #278049	C248	14.63
CB422P	M Farmall Late to Ser #278050 up	C248	12.56
CB422P	SUPER M	C264	12.56
CB422P	450 FARMALL	C281	12.56
CB675P	806, 1206	D361, DT361	11.91
CB675P	1466, 1486, 1586, 1460, 1480	DT436	11.91
CB675P	966, 815, 1066, 915 Com	DT414	11.91
CB675P	3588, 3788, 5288, 5488	DT466, DT466B	11.91
CB675P	856, 1026, 1256, 1456	D407, DT407	11.91

Case

Part #	Application	Engine Application	Price \$
CB79P	VA, VAC	VA124	12.95
CB655P	300, 310, 400, 410	G148	9.95
CB655P	500B, 510B, 511B, 600, 611	164 GAS	9.95
CB655P	580B, 630, 640	G188B	9.95
CB655P	430, 440, 470, 480, 530, 570, 580B, 580C, 1845UNI, 480C	G188D	9.95
CB1328P	580C, 580D, 350, 450 Crawler	207D,	9.25
CB686P	400, 500, 600, 740	A251, 377, 400	9.95
CB686P	770, 900, 920, 970	A401BD	9.95
CB686P	1150, 970	A267BD	9.95
CB686P	400, 68OCKB, 700B, 730, 740, 800B	A267B	9.95
CB686P	930, 940, 1030, 970	A401D	9.95
CB686P	68OCK, 1070, 1090, 1200, 830, 840	A301BD, A451B, A451BD	9.95
CB686P	1170, 1175, 1210, 4.375	451BDT Turbo	9.95
CB686P	870	A336BD	9.95
CB686P	1370, 1470, 1570, 90 Series	A504BD	9.95
CB1237P	2670, 4690, 2390	504BDTI	9.25
CB686P	2290, 2470, 2590, 4490	A504BD	9.95

Rod Bolts

No overhaul is complete without new Rod Bolts!

Fits ALL IH 400 Series Engines!

Part #	Price \$
676679CH	4.95



ENGINE

Case - IH

ENGINE COMPONENTS

Reconditioned Rods with New Bushings



Case

Part #	Application	Price \$
RG11723	430, 530, 630	170.75
RA24425	830, 930, 1030D	109.95
RA58789	970	103.25
R504CR	1370, 1470, 1570, 2290, 2294, 2390, 2470, 2670	103.95

International Harvester

Part #	Application	Price \$
R30926D	A, B, C, Super A, C	94.55
R43785D	H w/1.1 wrist pin	93.80
R45750DA	M, Super M w/1.312 wrist pin	96.30
R253213R	MD, 400D, 450D	96.30
R43785D	300 w/.875 wrist pin	93.80
R364912R	350 w/.875 wrist pin	86.65
R364920R	400, 450 w/1.00 wrist pin	133.95
R367406R	460, 560, 656, 706, 806 Gas	97.25
R306280R	460, 504, 560, 706 Diesel	85.90
R3055030R	544, 574, 674 Diesel	106.45
R3055029R	706, 756D w/310	108.25
R332260R	806 Diesel	94.95
R688922C	966, 1066, 1466, 986, 1086, 1586 advise tab configuration on cap	104.75

Rod Bushings



Case

Part #	Application	Engine	Price \$
G49659H	310, 350, 430, 440, 444, 450, 470, 480, 530, 1835UNI, 1845UNI, 630, 580C	(G188D)	7.70
A58580H	1370 1570 2290-2594 3294-3594 2470 2670	(504/504BDT)	16.29

International Harvester

Part #	Application	Engine	Size	Price \$
1799V	C	(C113)		6.70
8944X	H	(C152)		6.46
2233443	M	(C248)		7.72
1799V	Super A, Super	(C113)		6.70
2233443	Super M	(C264)		9.65
2233443	400, Super M	(C264)		7.72
367128R92	M Super M Super MTA (Sold As Four)	(C264)	ID .98 OD 1.41	244.95
1579V	460, 606	(C221)		4.02
1579V	560, 656, 706	(D282)	ID. 867	4.02
1744Y20	560, 656, 706	(D282)	ID 1.1145	5.78
675006	966, 1066, 1086	(D414/DT414)		6.90
1579V	706, 756, 766	(291 Gas)		4.02
1579V	560, 706G	(C263)		4.02
2233625	1206, 806, TD15	(DT361)		7.38
2233625	856, 1026	(D407)		7.38
2233625	1456, 1256	(DT407)		2.38
675006	1466, 1486, 1566	(DT436)		6.90
675006	3788, 4386, 5288, 5488 Comb 1480 1680	(DT466)		6.90

Camshaft



Case

Part #	Application	Price \$
A153521H	Case 188D, Skid loader, Tractors	129.95

International Harvester

Part #	Application	Price \$
48196DBXHN	IH M 248, 264	232.95
1802337CH	IH 400 Series, 06, 86, Tractors	215.95
670349CH	IH D407, DT407, D361, DT361	275.95
367229RH	IH 6 Cylinder Gas 263,301,292	199.95

Cam Engine Bearings

Case



Part #	Application	Engine	Price \$
SH1191S	310 350 430 440 444 450 470	(G188D)	19.95
SH1191S	480,530 1835UNI 1845UNI 630 580C	(G188D)	19.95
SH705S	500 600 900 930	(A377D)	31.05
SH705S	970 1030 1200	(A451D)	31.05
SH705S	1170 1175 1270	(A451BDT)	31.05
SH705S	1070 1090 1150B 1150C	(A451BD)	31.05
SH705S	1370 1470 1570 2470 2670	(504BD/504BDT)	31.05
SH705S	2090 2290 2390 2590 2094 2294	(504BD/504BDT)	31.05
SH705S	2394 2594 3294 3394 3594 4490 4690	(504BD/504DBTI)	31.05

International Harvester

Part #	Application	Engine	Price \$
SH354S	(C112)	C	28.95
SH354S	(C152/C164)	H Super H	28.95
SH116S	(C248/C264)	M Super M Super MTA	35.69
SH354S	(C113)	A Super A Super B Super C	28.95
SH354S	(C169/C175)	300, 350	28.95
SH116S	(C264/C281)	400, 500	35.69
SH220S	(C221)	460, 606	24.38
SH220S	(D282)	560, 656, 706	24.38
SH994S	(D414/DT414)	966, 1066, 1086	28.98
SH220S	(291 Gas)	706, 756, 766	24.38
SH220S	(C263)	560, 706G	24.38
SH538S	(D361/DT361)	1206, 806, TD15	37.53
SH538S	(D407)	856, 1026	37.53
SH538S	(DT407)	1456, 1256	37.53
SH994S	(DT436)	1466, 1486, 1566, 1586, 5088, 4186	28.98
SH994S	(DT436)	Combines 1440 1460 1640 1660	28.98
SH994S	(DT466)	3588, 3788, 4366, 4386, 5288	28.98
SH994S	(DT466)	5488, Combines 1480 1680	28.98

Lifter



Case

Part #	Application	Price \$
G47077H	Case 188D, Skid loader, Tractors	4.95

International Harvester

Part #	Application	Price \$
AT2041	IH Most Popular .991" diameter, 911776R3 OEM	5.95
AT2082	IH Late style 400 Series 1802340C1	5.95

Don't see what you're looking for?
Give us a Call!

Case - IH

Spring

ENGINE COMPONENTS

Valve Train

Guide



Case

Part #	Application	Engine	Price \$
VG457	V SERIES	124	2.78
Ex A11803H	1070, 1170, 1175,	A451BD	4.32
Int A26294H	1270 TO SN 8736001	451BT/BDT	4.05

IH/Farmall

Part #	Application	Engine	Price \$
VG867	CUB LOBOY 154 185	C60	3.47
VG840 FLNGD	A, B, C, SUPER A	C113	4.38
VG540 PLAIN			3.44
VG840 FLNGD	SUPER C, 100, 200	C123	4.38
VG540 PLAIN			3.44
VG361	H W/ GAS HEAD	C152	3.44
VG361	SUPER H	C164	3.44
VG362	M W/ GAS HEAD SM SMTA	C248	5.25
VG362	400	C264	5.25
VG361	300, 350	C169	3.44
VG362	450	C281	5.25
VG499	460, 560	C221, C263	4.31
Ex VG499	656, 706, 756	C263	4.31
Int VG862			4.40
Ex VG499	666 706 756 806 826 856	C291/C301	4.31
Int VG862			4.40
675439H	766, 886	D360	4.96
VG594	460, 560, 706, 656	D236/D282	6.27
VG639	D361, DT361, D407, DT407		4.94

Intake Valve



Case

Part #	Application	Engine	HD DIA/OAL	Price \$
V1053	V SERIES	124	1.33 / 4.96	10.58
V2225	1070, 1170, 1175, 1270 TO SN 8736001	A451BD, 451BT/BDT	1.75 / 6.43	24.26

IH/Farmall

Part #	Application	Engine	HD DIA/OAL	Price \$
V1012	CUB LOBOY 154 185	C60	1.09 / 3.40	8.81
V3921	A, B, C, SUPER A	C113	1.34 / 4.94	9.04
V840			1.34 / 4.83	9.13
V1578	SUPER C, 100, 200	C123	1.50 / 5.28	9.26
V842	H W/ GAS HEAD	C152	1.50 / 5.36	10.34
V842	SUPER H	C164	1.50 / 5.36	10.34
V844	M W/ GAS HEAD SM SMTA	C248	1.81 / 5.85	10.30
V1219	400	C264	1.81 / 6.06	12.94
V1230	300, 350	C169	1.50 / 5.46	10.19
V1219	450	C281	1.81 / 6.06	12.94
V1542	460, 560	C221, C263	1.66 / 5.09	19.05
V1543	656, 706, 756	C263	1.78 / 5.07	17.04
V1543	666 706 756 806 826 856	C291/C301	1.78 / 5.07	17.04
V1574	460, 560, 706, 656	D236/D282	1.65 / 6.06	16.31
V2101			1.68 / 6.04	17.11
V2193	766, 886	D360	1.71 / 5.64	23.09
V2165	D361, DT361, D407, DT407		1.94 / 6.15	28.13
V2089	D/DT414, D/DT436, DT466		1.97 / 5.79	12.80

Case

Part #	Application	Engine	Price \$
A30025H	V SERIES	124	6.34
A66444H	1070, 1170, 1175, 1270 TO SN 8736001	A451BD, 451BT/BDT	6.87

IH/Farmall

Part #	Application	Engine	Price \$
VS378	H W/ GAS HEAD	C152	2.49
VS242	SUPER H	C164	4.20
VS242	M W/ GAS HEAD SM SMTA	C248	4.20
VS469	400	C264	3.77
VS425	300, 350	C169	4.53
VS425	450	C281	4.53
VS469	460, 560	C221, C263	3.77
VS425	656, 706, 756	C263	4.53
VS596			2.59
VS596			2.59
VS596	666 706 756 806 826 856	V3928X	2.59
682064H	D/DT414, D/DT436, DT466	DT466	3.62
682064H	766, 886	D360	3.63

Exhaust Valve

Case

Part #	Application	Engine	HD DIA/OAL	Price \$
V1052	V SERIES	124	1.20 / 5.98	14.63
A58870H	1070, 1170, 1175, 1270 TO SN 8736001	A451BD, 451BT/BDT	1.56 / 6.43	28.87

IH/Farmall

Part #	Application	Engine	HD DIA/OAL	Price \$
V1696	CUB LOBOY 154 185	C60	.91 / 3.38	13.53
V1013	A, B, C, SUPER A	C113	1.16 / 4.94	10.73
V839			1.22 / 4.84	12.97
V1577	SUPER C, 100, 200	C123	1.31 / 5.28	10.80
V841	H W/ GAS HEAD	C152	1.38 / 5.36	11.34
V841	SUPER H	C164	1.38 / 5.36	11.34
V843	M W/ GAS HEAD SM SMTA	C248	1.66 / 5.84	14.07
V843	400	C264	1.66 / 5.84	14.07
V1229X	300, 350	C169	1.38 / 5.45	22.46
V1218X	450	C281	1.66 / 6.07	25.63
V2007	460, 560	C221, C263	1.52 / 5.05	18.14
V2007	656, 706, 756	C263	1.52 / 5.05	18.14
V3928X	666 706 756 806 826 856	C291/C301	1.52 / 5.05	27.31
V1573	460, 560, 706, 656	D236/D282	1.30 / 6.06	21.66
V2100			1.38 / 6.06	17.77
V2192	766, 886	D360	1.46 / 5.64	26.69
V2164	D361, DT361, D407, DT407		1.63 / 6.24	22.69
676865H	D/DT414, D/DT436, DT466		1.60 / 5.79	16.06

New Crankshafts



All New Crankshafts are sold outright and there is NO CORE CHARGE. Standard bearings must be ordered separately.

Case

Part #	Application	Weight	Price \$
A39151	188 Diesel Skidsteer	75	655.00
A51917	207 Diesel Backhoes	80	655.00

International Harvester

Part #	Application	Weight	Price \$
353743RH	Cub, Cub Lo Boy C-60 Engine	35	277.95
3144626RH	D239 Engine w/gear	80	
3059514RH	D358 German Diesel w/gear	125	857.15
675050CH	D414 DT414 Engine	135	1428.57
675051CH	D436 DT436 Engine	150	1428.57
675591CH	NEW DT466 Engine	200	1428.57

Case - IH

ENGINE COMPONENTS

Reground Crankshafts

All Reground Crankshafts come with Main & Rod Bearings and are X-Rayed, Magnaflexed, Straightened and Stress Relieved. **These will have a Core Charge added to the Exchange Price listed.** All Cores must be Re-Buildable, not Broken. Splines & Keyways must be good and must be Re-Grindable, 30/30 Cores are not acceptable.

Case

Part #	Application	Wt	Price \$
G11740	730 830 Diesel 301 Engine w/rear bushing	95	979.95
966441	970 1070 1170 1270 2090 2290 W/ 5/8" flywheel bolts	115	846.95
A66722	1370 1470 1570 2470 2670 2390 2590	170	1134.95

International Harvester

Part #	Application	Wt	Price \$
251264	Cub w/C60 Engine	25	491.95
46402DB	A, B	32	535.95
356308R	C Super C 100 200 w/C123	32	546.95
43734DB	H W4 Super H 300 350 Gas	55	536.95
45571DC	M W6	80	557.95
45571DE	Super M 400 450 Gas	80	624.95
368711R	230 240 w/C123 Engine	32	552.95
367747R	330 340 w/C135 Engine	35	625.95
375600R	404 Gas w/C135 424 w/C146	38	623.95
367266R	460 Gas or Diesel	115	641.95
375601R	504 Gas w/C153 Engine	55	615.95
320185R	560 656 706 Gas/Diesel 666 686 756 766 Gas C291 806 Gas C301	115	589.95
3059514C	706 756 w/D310 German	150	782.95
681321C	766 886 w/D360	140	925.95
323883	806 1206 D361 DT361 1466 1566 986 1486 1586 3388	140	774.95
675051C	5088 6388 D436 DT436	170	774.95

Front and Rear Main Seals

Rear Main Seal



Part #	Application	Price \$
46181	Cub Cub Lo Boy C60 Eng	13.97
JV623	A Super A B C Super C 100 130 140 200 230 240	11.95
JV620	H Super H 300 350 C152 C164 C169 C175 Eng	13.95
48124	M Super M MTA 400 450 C248 C264 C281	4.55
JV620	460 560 656 706 756 806 Gas and Diesel exc. D310	13.95
SS47866	666 686 Diesel D312 Eng 766 Diesel 360 Engine	36.38
47864	706 756 826 German Dsl D310 D358 Engines	12.95
SS47866	856 D407 Engine 1256 1456 DT407 Engine	36.38
SS47866	66 Series 400 Series Diesel Engines	36.38

Front Main Seal

Part #	Application	Price \$
49395H	Cub Cub Lo Boy C60 Eng	9.25
JV886	A Super A B C Super C 100 130 140 200 230 240	20.38
49113	H Super H 300 350 C152 C164 C169 C175 Eng	7.95
47072	M Super M MTA 400 450 C248 C264 C281	11.75
JV889	460 560 656 706 756 806 Gas and Diesel exc. D310	27.5
SS47537	666 686 Diesel D312 Eng 766 Diesel 360 Engine	18.45
3228401RH	706 756 826 German Dsl D310 D358 Engines	17.95
SS47095	856 D407 Engine 1256 1456 DT407 Engine	14.95
SS47537	66 Series 400 Series Diesel Engines	18.45

Harmonic Balancers

IH/FARMALL



Part #	Description	Price \$
6502DH	A B C SUPER A C	48.95
251269RH	CUB & CUB LO BOY	37.95
3132270RH	706 756 W/D310 786 826 W/D358	456.33
701036CH	856 1026 1256 1456 W/D or DT407	373.08
680275CH	666 686 Hydro 70 & 86 766 886 966 986 3688 Hydro 100 1066 1086 5088 All Diesel	293.75
683459CH	1466 1566 1486 1586 5288 6788 Combine 1480 1660 1680 All W/DT engines	293.06
J925568H	7110-7150 7210-7250 8910-8950 Combines 1666 1688 2166 2188 2366 2388	129.69

*ALL W/6T830 6TA830 6TA830 W/Emission Certified Engine

New Bare Heads

IH/Farmall



Part #	Application	WT	Price \$
251228NH	CUB, 154, 184, 185 W/CASTING # 355691R2 REPLACES 251228R1, 351779R91	19	209.25

Remanufactured Heads

Always order heads by your casting number!
 •All heads are cleaned •Seats replaced as needed •All cracks repaired •Surface ground •New guides •Bare head, no valve, springs, etc.

Case

2 Cylinder Diesel

Casting #	Application	WT	Price \$
A6320	400, 500, 900	65	433.33
A20957	730	65	433.33
A11800	800	65	433.33
A21003	830	65	433.33
A33613	930	65	433.33
A33616	1030	65	433.33
A58522, A58523	1070	65	433.33
A61252	1370	65	433.33
A138337	2670	65	433.33
A60559-A66190-A66441	LATE STYLE	65	433.33

2 Cylinder Gas

Casting #	Application	WT	Price \$
A6530-A58520	400, 600, 800	50	433.33
A21356-A21357	730, 730 LP	50	433.33
A8500	700, 800 LP	50	433.33
A24543	830	50	433.33
A20805	830, 840	50	433.33

4 Cylinder Gas

Casting #	Application	WT	Price \$
4447-5844-5845-6886	LA	55	533.33
5617-5618	SC-SE	55	400.00
VT148-G1148	VAC, 310	55	400.00
G2001-G2088-G2710	300, 600	55	400.00
4570-5505-5576-6128	DC	55	433.33

International Harvester

Diesel

Casting #	Application	WT	Price \$
8228-260869-277098	MD, SUPER MD 400-450	125	666.67
278368-304324-323770-323771	460, 560, 656, 666, 706	135	766.67
332024-345149	806, 1206	145	800.00
675549-677500	856 - 1256	145	800.00
680426-680427-688833	1066, 1466, 1566, 4166	145	800.00
675542	HYDRO 70	135	800.00

Gas

Casting #	Application	WT	Price \$
414D-414DA-419D	REG, F20, 1030	75	451.33
523DE-566D	1520, 2236	75	433.33
3195-5643	F12, F14	75	433.33
2193-2291	F30	75	433.33
251228	CUB, LOBOY	20	186.67
6716DB-9052DA-9095D	A, B	40	433.33
6186-8776-358636	H	60	433.33
8043DC	LATE H	60	466.67
8043DD	SUPER H	60	466.67
6336-8704-8777-8790-362920	M	80	466.67
8060-8574	M, SUPER MTA	80	500.00
70009C-362174-362433	400, 450	85	533.33
375775-375602-366206	404 504 2404 UTILITY	45	466.67
319723-367188-373423-387718	460, 560	75	500.00
380938-382099-383666-387972	706, 806	75	500.00

ENGINE

Case - IH

EXHAUST Manifolds



Part #	Application	Wt	\$
3197DH	F12 F14	26	183.95
HF122LH	F20	30	262.95
5167DH	F30	32	195.95
405023RH	Cub	14	75.75
369645RH	130 140 200 230 340 404 424 444 T340 500 Crawler	22	166.95
362536RH	H W4 Super H 300 350 w/pipe	25	183.75
358308RH	M Super M W6 400 450g w/pipe	31	175.50
377179RH	504	16	156.95
406046RH	454 464 574 674 - most 4 cyl Utility w/ C157 C175 C2000 gas	24	137.95
251175RH	A B C Super A Super C	19	111.95
368550ADH	460 560 656 - Offset Adaptor for 384290RH Manifold	32	37.95
393705RH	460 to 806 6 cyl gas intake	20	199.95
384290RH	460, 560, 656, 706, 806 gas exhaust only	31	189.95
326521RH	End section 806 856 815 Non-turbo w/D361 D407	17	119.65
362699RH	Center section 806 856 815 Non-turbo w/D361 D407	17	184.95
670813CH	Center Ex. 1256 1456 Dozer TD15 all w/DT407	16	121.95
607252CH	Center Ex. 1206 w/DT361	16	192.95
675779CH	Exhaust end D414 D436 966-1566 986-1586 5088-7488 815-1680 comb.	21	129.95
683562CH	Front Exhaust Turbo DT414 DT436 DT466 1066-1586 5088-7488 comb. 1460-1680	19	219.95
J932183H	Complete Exhaust man.7110-7150 7210-7250 8910-8950 MX180 MX200	32	259.95



Part #	Application	Wt	Price \$
VT329H	VA VAC VAH VAI VIO Above Engine SN A4700001	24	199.95
A39231H	430 530 470 570 480 580 480B 580B 188 Gas Engine	20	192.65
A182084H	188 207 Diesel 430 530 630 Industrial 310E F G 350 350B 420C 450 450B 470 480 B C D LL 570 580 580B	20	184.95
A20867H	730 830 Gas	22	289.95
A24715H	930 1030 Diesel Ex. 2 piece	43	283.95
A76322H	Center Ex. Section 1170-2670 2290-4590 2294-4494	20	119.95
A58907H	End Section for Above	20	75.95

Gaskets



Case

Part #	Application	Price \$
MS15028	All VA Series	9.25
MS15153	188 Gas	8.95
MS15162 Intake	188 207 Diesel	29.95
MS15161 Exhaust		10.25
MS90115	930 1030 Diesel	35.80
MS41644	1170-2670 2290-4590 2294-4494	22.95

International Harvester

Part #	Application	Price \$
MG41691	F20	21.95
MS8797B	A B C Super A Super C 100 130 140 200 230 340 404 424 444 T340 500 Crawler	6.09
MS8774B	H W4 Super W4 Super H 300 350	7.75
MS8775B	M Super M Super MTA 400 450 W6	8.25
MS9341S	460 560 606 656 660 666 686 706 756 766 806 826 856 All gas	18.65
MS18211	504 2504 454 464 574 674 gas	3.95
MS7372	504 2504 diesel	6.95
MS12459	Engines D414 D436 DT414 DT436 DT466	12.05

Exhaust Elbows



Part #	Application	Weight	Price \$
A61265H	1170 1175 1270 1370 Industrials	23	115.75
A61941H	1470 1570	25	103.95

International Harvester



Part #	Application	Wt	Price \$
670034CH	1026 1256 1456 DT407	15	105.35
675316CH	1066 1086 1466 1486 1566 4166 4366 4386	13	75.95
377947RH	504 25043214 Gas Only	4	27.95

Exhaust Sleeves & Seals

Case

Part #	Application	Wt	Price \$
A65554H	1170 1175 1270 1370 1470 1570 2470 2670 451B BDT 504BTD Fits either elbow	1	58.95



International Harvester

Part #	Application	Wt	Price \$
670036CH	1256 1456 915 DT407 Sleeve	1	74.95
606918CH	Large sealing ring	0.2	99.95
615710CH	Small sealing ring	0.2	116.37
675317CH	66 series DT414 DT436 DT466	1	34.50
702299CH	Seal ring for above - need two	0.1	7.45
675317KIT	Sleeve & two sealing rings	1.2	44.45
107594CH	1086 1486 1586	1	69.95

Exhaust Pipes

- Heavier than original exhaust pipe!
- Brackets are 1/4"
- 14 gauge steel



Part #	Fits	Price \$
EL145HD	1086, 1486, 1586 NonAspirated	68.95
EL81HD	1086, 1486, 1586 Aspirated	99.95
MAG90	7110, 7120, 7130, 7140, 7150 Lower elbow	104.25
KC2100	3294, 3394, 3594	105.00
KC2200	2290, 2294	106.00
KC2300	2390, 2590	72.00
KC2400	2470	318.00
KC2600	2670	230.75
DC222T	3388, 3588, 3788, 6388, 6588, 6788	99.95
KC2325ASP	Case aspirator pipe 2390, 2394, 2594	149.06

Case - IH

EXHAUST Mufflers



Case

Part #	Outlet	Inlet	Model	Price \$
CA1	2 1/4	2 1/4	C D CA 400 700 800 (6 lbs)	30.95
CA2	2	1 15/16	VA VC VAC (5 lbs) 350 500 600 300	24.62
CA3	2 1/4	2 3/16	S SC SI SO Series (5 lbs)	27.50
CA4	1 3/4	1 5/8	200B 210B 211B (4 lbs) Gas 430 Gas B4 SN 8191147 300, 300B 301B 311B 410B Gas and Diesel	19.34
CA5	2 1/2	2 1/2	430 Diesel below SN 8262800 (6 lbs)	24.62
CA6	2 1/4	2 1/8	430 530 Gas SN 8191147 (5 lbs) 430 530 below Diesel SN 8262800	21.73
CA7	2 1/2	2 1/2	530 630 640 641 (7 lbs)	30.23
CA8	2	1 7/8	500B 530 Gas Early (5 lbs) below Ser #81911470	21.90
CA9	2	1 7/8	600B 610B 611B Horizontal (5 lbs)	21.90
CA10	2 1/4	2 1/8	600B 610B 611B Vertical (5 lbs)	25.40
CA11	2 1/2	2 1/2	730 830 (7 lbs)	30.22
CA12	2 1/2	2 1/2	730 830 740 840 G & D (6 lbs)	30.90
CA13	2 3/4	2 3/4	900 Series 500 Diesel (6 lbs)	30.98
CA14	2 3/4	2 3/4	930 940 Gas Diesel (9 lbs)	36.59
CA15	2 3/4	2 3/4	770 870 Gas & Diesel (15 lbs)	51.49
CA16	2 3/4	2 3/4	970 1070 Gas Diesel (15 lbs)	57.25
CA161	2 3/4	2 3/4	970 & 1070 (Gas & D) (15 lbs) (1970-) & oval	87.33
CA17	3 1/2	3 1/2	Agri King D 451 Turbo (13 lbs) 1270, 504 Turbo 1370, 451 Turbo 1175, 1170	49.66
CA18	2	2 1/2	470 570 G & D 480 580 (13 lbs)	51.26
CA19	1 3/4	1 7/8	1210 D Oval, 885 D 990 (19 lbs) 990 below 51144	53.74
CA20	4 1/8	3 1/2	1370 with Asp with Baseplate (19 lbs)	194.05
CA21	4 1/8	3 1/2	1570 with Asp with Baseplate (19 lbs)	194.05
CA22	4 1/8	3 1/2	2090 2094 2290 Oval (25 lbs) 2294 D Side ASP Oval	200.61
CA23	4 1/8	4	2390 2394 2590 (25 lbs)	206.71
CA31	3 1/8	Side	2090, 2094 nonaspirated (21 lbs) 2594 Diesel 1 1/4 ASP Oval	218.91
CA24	2 3/8	2	485, 585, 685 (D)-(1982 -) (12 lbs)	82.53
CA28	2 1/4	2 1/4	1690 (all Models) D. Tractors	84.88
CA29	4 1/8	4	2470 w/Aspirator(25 lbs)	197.69
CA30	Curve	4	2670 w/Aspirator	241.45

International

Part #	Out-let	Inlet	Model	Price \$
IH1	1 1/2	1 3/8	Cub, Cub Loboy, Vertical	22.03
IH2	1 1/2	1 3/8	Cub, Cub Loboy, Horizontal	26.08
IH3	2	1 15/16	140, 130, 100 Super (6 lbs) A, AV, B C, Super C, 340, 340 Utility, T340, 340 Vertical	25.96
IH4	2 1/2	2 3/8	IH, Super H, W4, 300, (6 lbs) 350, Vertical	25.37
IH5	1 3/4	1 5/8	300 Gas, SN 9501 to 62482 (5 lbs)	28.99
IH6	1 3/4	1 5/8	Farmall 300 Gas, (5 lbs) above SN 62483 IH 350, 504 Gas above SN 3104	28.26
IH7	2	2	IB-275 & B-414 Utility (6 lbs)	24.75
IH8	2	2	B-414 (Utility) B-144 Gas (7 lbs)	24.38
IH9	2	1 7/8	460, 560, 660, 606, IH 504 (5 lbs)	31.88
IH10	2 1/2	2 3/8	350, 350 Utility, 300, (8 lbs) Super H, 450 All, 400 All, Super MTA All, Super M All, 460 All, 560 All	25.03
IH11	2	1 15/16	504, 424, 424, 444 Diesel (6 lbs)	24.95
IH12	3	3 1/8	W9 WD9 T9 TD9 TD14 Vertical (6 lbs)	36.37
IH13	2 1/2	2 3/8	706 Diesel Vertical (8 lbs)	34.18
IH14	3	2 15/16	706 Gas 806 Gas & Diesel (8 lbs)	37.95
IH15	2 1/2	2 3/8	660 Gas Vertical (8 lbs)	30.10
IH16	2 3/4	2 3/4	W30 TD18 F20 F30 Vertical (6 lbs)	28.27
IH17	3	2 15/16	706 D310 756 D310 826 (11 lbs) D358 Vertical	46.04
IH18	2 1/2	2 3/8	656 Gas Diesel 544 Vertical (5 lbs)	25.37
IH19	3	2 15/16	706 G, 756, 826 G (10 lbs) 856 C301 806 D D361 856 D & G	46.50
IH21	3 1/2	3 3/4	1026 1206 1256 (17 lbs) 1456 G & D	104.53
IH22	3	2 15/16	706 756 826 D358 (16 lbs) German Diesel	95.98
IH24	2	2 3/8	424 454 574 G & D Oval (11 lbs)	51.88
IH25	3	3 3/16	766D 966 Hydro 100 Oval (16 lbs)	95.98
IH26	3 1/2	3 3/4	1066, 1466 Diesel, Oval (17 lbs)	104.63
IH27	3	2 15/16	666G 766G 706 G & C291 (16 lbs) F766 806 826 G, 856 G & D Oval	95.98
CA32	3 1/4	3 5/8	1086, 1486, 1586 Non Asp. (16 lbs)	137.94

Combine Mufflers



Part #	Fits	Inlet	Outlet	Price \$
IH109	IH 1460, 1480 w Aspirator	3 3/16	4 1/8	110.09
IH140	1440 Combine	3 3/16	4 1/8	153.00

Parade Stacks Average weight is 10 lbs.

Part #	Applications	Description	Price \$
CHFCUB	IH FARMALL CUB	CHROME STRAIGHT	91.88
CHFCUB	IH FARMALL CUB	CHROME CURVED	104.95
CHA340	IH A -SC, 100-240, 340	CHROME STRAIGHT	114.95
CHCA340	IH A -SC, 100-240, 340	CHROME CURVED	134.95
CHH560	IH H THRU 560	CHROME STRAIGHT	114.95
CHCH560	IH H THRU 560	CHROME CURVED	134.95

Combine Stacks

Part #	Fits	Description	Price \$
IH915ASP	IH 915 Aspirator Pipe	3 3/4 x 24	124.00
IH4648ASP	IH1460, 1480 Aspirator Pipe	3 3/4 x 24	124.00
IH1440ASP	IH1440	3 3/16 x 24	93.00
DC6080ASP	IH1660, 1680 w/Cummins		156.00

Muffler Eliminators

Eliminate the heat, increase horsepower, more durable than expensive OEM Muffler

Part #	Fits	Price \$
DC8686	IH 1086, 1486, 1586	128.95
DC81ASP	IH w/Aspirator same as above	157.95
DC52488ASP	IH 5088, 5288, 5488	179.95
DC986	IH 986	109.95
DC3335	IH 2 + 2	135.00
DC3788ASP	IH 2 + 2 aspirator	167.98
MAX512340	Case 5120, 5130, 5140, 5230, 5240, 5250	109.00
DC3288ASP	3288	182.95
DC3436ASP	3488, 3688	182.00
MAG71234	Case IH 7110, 7120, 7130, 7140 Magnum	188.75
DC1668ASP	Case IH 1660, 1680 Combine w/Aspirator	220.95



FUEL SYSTEM

New Carburetors

We can Rebuild your Old Carburetor for \$150. Aluminum Rebuilds are \$200.

Rebuild includes:

Cleaning, Inspection, Carb Kit, & Labor .

Additional Parts Cost Extra

Case



Part #	Application	Replaces Carb #	\$
ZR14991NH	S Series	11535	395.85
ZR14544NH	VA VAC 200 200B 300B 310 310B 312B 320 440 450B 500	TSX338 597 635 663 680 710 804 936 936SL 937	336.95
ZR12522NH	V VA VAC VC	TSX042 043 074 114 212 253 474 653 668	312.55
ZR12509NH	300 400 480 530 570 580CK	12509 13106 13328	353.25
ZR12566NH	350	TSX696	299.40
ZRTSX749NH	400B 410 410B 500B 510B 511B 600B 700 730	TSX749 780 794	434.50
ZRTSX798NH	NEW - 530 540 540C 541 541C 600 640 640C 641	TSX798 799 854	398.85
ZRTSX782NH	NEW - 700 730 740 840	TSX782 785 863	407.95

Case - IH

FUEL SYSTEM

New Carburetors

International Harvester

Part #	Application	Replaces Carb #	\$
MSRSTX157NH	A B C SUPER A 130 140 200 230 240 330 340 404	TSX156 157 171 198 319 333 348 730 744 748, 827 926 09749 09752 10386 10441 12225 12475	289.95
ZR12285NH	C SUPER A C 100 130 140 200 230 240	10514 10522 11115 11338 11339 11340 12115, 12122 12123 12285 12342 12613 12632 12911	255.95
ZR11704NH	C SUPER A C 100 130 140 200 230 240	11704 & MOST CARTER MODELS	298.40
ZR13781NH	CUB & CUB LO BOY CUB154 CUB184	13781 63349C91 251234R92 364579R91 405004R91	263.90
ZR12566NH	424 444 2444	TSX896 896SL 930 948 949 13028 13056	299.40
ZRTSX857NH	454 464 504 544 574 656 674 2504 2544 3514	TSX857 925 927 933 934 939 940 942 943 946 955 959 961 974SL 975 984 985	395.85
ZR12548NH	504 544 UTILITY 2504 3514	12685 12758 13384	381.60
ZRTSX782NH	666 674 686	TSX962 974 975 980	407.95

Carburetor Kits

C, K, IH, MS, Z Kits contain Needle & Seat, Float Lever Pin & all Gaskets

BK Kits contain needle, seat, Float Lever Pin, Throttle Shaft & all Gaskets




Case

Part #	Application	MFG	Carburetor #	Price \$
Z109	C Series	Z	7124	27.95
MS103	D Series	MS	TSX11	21.95
Z101	R Series	Z	10136	21.95
BK52V	S Series	Z	9667	19.53
Z104	S Series	Z	11535	27.95
BK55V	V, VA Series	MS	TSX43	21.05
Z101	V, VA Series	MS	TSX 42, 74, 114, 212, 253, 597, 663	21.95
Z101	V, VA Series	Z	11106, 11506	21.95
MS101	200B, 310B, 312B, 440	MS	TSX 635 680 804 936 936SL 937, 937SL, 957SL	21.95
Z103	300	Z	13902	21.95
MS103	400, 410B, 511B	MS	TSX 616, 749, 780	21.95
Z104	400, 530, 770, 870	Z	12509, 13106, 13374, 13390, 13608	27.95
MS102	530, 540, 640	MS	TSX 798, 799	21.95
MS103	730, 740, 840	MS	TSX 782, 785, 794, 863	21.95
Z109	930	Z	12978	27.95

I-H Farmall

Part #	Application	MFG	Carburetor #	Price \$
BK729	F12, O12, W12, F14, O14, W14	IH	24707DA, 24707BC, 29953D, 29553DA	43.95
35539DH	F20	IH	35539D	35.95
IH101	Cub, Cub 154, Cub Lo Boy	IH	ALL IH CARBS	21.95
Z103		Z	13781, 13794	21.95
BK8V	A, B	Z	8808	23.49
BK9V	A, SUPER A, B	Z	9752, 10514A	23.65
BK200V	SUPER A,	C	UT27015	19.27
BK9BV	SUPER A, SUPER	Z	11115	23.12
Z101	C	Z	10386, 10441	21.95
MS101	C	MS	TSX319	21.95
BK10V	H, HV	IH	45108DB	16.68
BK12V	SUPER H, M, SUPER M	IH	358065R91 361525R92 47387DB	18.45
Z101	100 130 140 200 230, 240	Z	12613, 12632	21.95
Z102		Z	11340, 11704	21.95
Z103		Z	12115, 12122, 12285, 12342, 12911	21.95
MS101		MS	TSX 730, 744	21.95
IH104	300, 350, 400, 450, 460, 560, 544, 656, 660, 706, 756, 806	IH	ALL IH CARBS	23.95
MS101	404, 424	MS	TSX 748, 896SL	21.95
Z103		Z	12225	21.95
MS102	504 544 574 666 674, 686	MS	TSX 857, 934, 974, 975	21.95
Z104		Z	12685, 12758, 13716, 13384	27.95

Carb Floats



Case

Part #	Application	Description	Price \$
9N9550AH	V, VA, VAB, VC, VI, 200 & 300 series	Small Bowl Marvel Carbs	9.95
C4531H	S V VC VA VAC 400 430 470 530 570 600 630 640 700 730 740 770 840 870	With Zenith Carbs	22.75
C85156	430 530 630	Large Bowl Marvel Carbs TSX857 925 927 934SL 943 961SL 974SL 975SL	19.95

International Harvester

Part #	Application	Description	Price \$
53783DH	Cub, LoBoy, A AV Spr A B BN C Spr C 200 230 240 330 340 404	W / Zenith Carb	17.85
9N9550AH	Same As Above	With Marvel Carbs	9.95
45114DXH	H W4 I4 O4	IHC CARB	17.95
47398DXH	Super H M & Super M MTA I6 O6 T6 W6 W9 300 350 400 450 460544 560 574 606 650 656 660 666 674 706756 766 806 826 856	IHC CARB	19.95
C4531H	444 504 544 666	With Zenith Carbs	22.75

Tractor Fuel Lines

Part #	Application	Price \$
51498DH	A # 501 to 41239 B # 501 to 40192	21.49
356355RH	Super A # 356001 up	20.24
350623RH	Super A AV # 250001-355669 C	38.64
58366DH	H HV # 50866 up - strainer to carb	28.38
58367DH	H HV # 50866 up - tank to strainer	28.38
60684DH	M MV # FBK24215 up Super M MV	30.29
361494RH	300 350	26.78
362558RH	400 W400 450 W450 strainer to carburetor with 18 gallon capacity	25.84
365339RH	400 W400 450 W450 strainer to carburetor with 21.5 gallon tank	25.95
29899D	Fuel coupling nut for lines above	9.24

Sediment Bowls

Case

Shallow Bowl Assembly

Fits:
S VA VAC



Part #	Price \$
70239167H	21.18

International Harvester

Shallow Bowl Assembly

Fits IH / Farmall:

F12 (sn 501 to 3034), F20 (up to sn 93064), W40 (all gas), W30 (up to sn 28534), F30 (up to sn 25889), H and HV (up to sn 50865), O4 and W4 (up to sn 1129), M and MV (up to sn 24214), W6 and O6 (up to sn 1316)



Part #	Price \$
17237DAH	81.95

Shallow Bowl Assembly Replaces 61782C91

Fits:

A SA B C SC 100 130 140 154 184 185 200 230 240 330 340

Part #	Price \$
61578H	16.95

Large Bowl Assembly

Fits:

H SH M SM MTA 300 350 400 450 460 560 606 660 706 756 766 806 826 856

Part #	Price \$
370832RH	24.95



Case - IH

FUEL SYSTEM

Throttle Controls and Parts

International Harvester



FTL153

Part #	Application	Description	Price \$
351005RH	Cub & Lo-boy	Throttle Control	48.75
351006RH		Lever Only	14.25
48259DXH	A B BN	Throttle Control	42.95
48260DH		Lever Only	13.65
350610RH	Sup A 100 130	Throttle Control	54.95
350612RH		Lever Only	16.95
354742RH	C Sup C 200 230	Throttle Control	54.95
351327RH		Lever Only	14.95
51351DXH	H M Sup H M MTA	Saw Tooth Style Control	54.25
51348DAX	H M Sup H M MTA	Lever Only	18.75
FTL153	H, M	Friction Style	26.67

Throttle Spring

Spring for Friction Style Throttle #FTL153 Listed Above. Fits H, M



Part #	Price \$
HGL5	2.39

Friction Disc

Friction Disc for Friction Style Throttle #FTL153 Listed Above. Fits H, M



Part #	Price \$
TD153	2.50

Throttle Cable

Part #	Application	Price \$
1251797CH	Hydro 186-1586 3088-3688 5088-5488 Replaces 104079C1	51.99
127338CH	3388-3588 6388-6788 7210-7250 8910-8950	66.35
97173CH	7110-7150 7210-7250 foot cable	47.57
3401585RH	585 685 595-995 w/cab 3220 3230 4210 4230 4240	28.87

Fuel Transfer Pumps



Part #	Application	Price \$
K311938H	DB 770 780 880 885 1190 1194	34.85
K311939H	DB 990 995 9961200-1294 1390 1394 1410 1422 1490 1949 1594 1690 1694w/o bowl	41.75
J928143H	1896 2096 5120 5130 5140 5220 5230 5240 5250 MX100-MX170 w/ hand primer	35.18
87648717H	7110-7150, 7210, Early 7220-7250, 9110 9130 9210 9230 9240COM-BINES 1660 1666 1680 2144 166SKID STEERS 1840 60XT - 95XT	99.95

Turbos

Case



Our turbos are rebuilt by the original manufacturers!

- Please have the model of equipment and number off the turbo
- Core prices vary by order number
- Customer must furnish model or serial number on turbo tag
- Cores cannot be broken, damaged, or disassembled

Part #	Application	Case #	Model	Price \$
4652609003	1170, 1175, 1270	466770, A44052	TO4B37	447.85
4096409004	1370, 1470, 1570	A76341, A44499,	TO4B37	435.00
4096409004	2470, 2670, 2390,	A157336 or A48192	TO4B19	435.00
4096409004	2590, 4490, 4690		TO4B19	435.00
3522900RH	5120, 5120		Engine 3.9	500.00
3522778RH	5250, 5140, 5240		Engine 5.9	494.67
3524034RH	7110, 7120, 7130, 7140, 7210, 7220, 7220, 7230, 7240		Engine 8.3	521.38

International Harvester



Part #	Application	IH #	Model	Price \$
4095709016	1066, 1466, 1566, 1086, 1486, 1586, 3388, 3488,	684240C92, 74267C92	TO4B18	429.95
149018	5288, 5088, 5488, 6388, 1460, 1480, L9151256, 1456, E915	702929C91, 749310C91	3LD-279	643.22
4663349010	3255-4050	RE26120, RE26123		628.44
146718	1456, 1206	702277C91, 749305C91	3LD-229	736.41
4097709019	4366, 4386, 3588, 3688, 3788	1806078C91, 735270C91	TO4B25	415.86
193876	1480, W/466	735270C91	3LM-466	451.76

Schweitzer Turbo in 504 Case Engines

Replaces Case 1370 through 4690 400 Series IH engines Replacement in IH 1066 through 5488 This turbo will

- Drop your engine temperature
- Reduce unburned fuel (less black smoke)
- Increase boost pressure and increase horse power



Part #	Price \$
3LM466	469.95

Turbo Sleeves

Part #	Fits	Price \$
675317CH	IH 400 Series engines using cast iron elbow	34.50
107594CH	1086, 1486, 1586 engines DT414, 436	69.95
A65554H	1170, 1175, 1270, 1370, 1470, 1570, 2420, 2670 engines 451B, 451BDT, 504BDT Fits both elbows	58.95



Injectors

Includes all Seals for Proper Installation

Case

Part #	Engine / Application	Price \$
504P	504D, DT, 1070-2670 Stanadyne Pencil type	50.39
504KDAL	504D, DT 1570, 2090, 2290, 2390, 2470, 2590, 2670, 4490, 469 Bosch KDAL	61.60

International Harvester

Part #	Engine / Application	Price \$
749945CH	All IH 400 B Series Turbo engines; DT414B, DT436B, DT466B & C, DT1466B & C	42.00
631571CH	All 400 Series except B & C Series D414, DT414, DT436	39.75
749085CH	806, 1206, 815	53.95

Fuel Caps

International Harvester

Part #	Application	Description	Price \$
40756DH	F12 - F30, H, M, SUPER H & M, I O W4, 6, 9, 200 - 240, 300 - 450, 600, 650	Original Style Starting Tank	7.50
23995DAH	F12-F30 CUB A B C H thru SMTA 100 130 200, 230, 240, 300 - 450, 600, 650	Original Style 2-11/16" Id 5/8" Tall	8.95
361910RH	A THRU 1586	Triple Baffle 2-3/4" ID 2-1/2" Tall	26.95
23997DBH	23995DAH, 361910RH	Fuel Cap Gasket	1.75



Fuel Tanks

Price Decline!

Case

Part #	Description	Price \$
A143073H	770 thru 1175 Poly Tank	419.95

Precleaners

Part #	Application	Diameter	Price \$
352612RH	130, 140, 200, 230, 240, 340	1-3/4"	89.95
356254RH	Cub A, B, Super A to SN 355669	1-3/8"	89.95
59095DH	H, Super H, I/O/W-4, 300, 350 Gas & Diesel	2"	89.95
59096DH	M, Super M, MTA, I/O/W-6, -9, 400, 450	2-1/4"	89.95



Price Decline!

Case - IH

COOLING SYSTEMS

Oil Coolers

International Harvester

Part #	Description	Price \$
1810171CH	ALL IH 400 Series	436.67
87453888H	7110-7140 7220-7240 8910-8940 MX210-MX240 Combine 1666 1688 2166-2388	129.95



***ALL WITH 6T-830 & 6TA-830 Below PIN JJA0064978 AND ALL WITH 6T-830 & 6TA-830 Above PIN JJA0064978**

Oil Pressure Switches

Case IH

Part #	Description	Price \$
91450CH	385-885 includes XL	8.98



Heaters

Case



Part #	Application	Watts	Price \$
3500024	4 & 6 CYL 336,401,451,504 2" FROST PLUG	1000	55.11
3500026	430, 730, 830, 930 3/8"NPT IMMERSION	400	73.29

International Harvester



Part #	Application	Watts	Price \$
3100061	460 560 660 706 806 856 1206 1256 C152 C275 C200 C221 C263 C291 C301 D166 D188 D236 D282 D301 D361 D407 DT407 1-3/4" FROST PLUG	600	21.95
3100054	SAME AS ABOVE EXCEPT 1-5/8" FROST PLUG	600	21.95
3100054	504, 606 1-5/8" FROST PLUG		21.95
8608512	966, 1066, 1086, 1466 1-1/4" Frost Plug LH Side	1250	57.47
3100013	966, 1066, 1086, 1466 (Requires 2 In # 3&4 On LH Side)	600	31.95
3600040	3 Way Common Cord For Dual Elements 14 Gauge 23" Cord		26.95

Radiators



Case

Part #	Application	Weight	Cap #	Price \$
VTA2688H	VA VAC VAI ALL Non Press Syst	20		322.95
G45177H	300B 400B 470	25	219	512.82
A172038H	BACKHOES 580 K 580 SUPER K	30		551.29
A39345H	BACKHOES 580B 580CK	30		757.57
D81055H	BACKHOES 580D 580 SUPER D 584D 585D 586D	32	211	536.14
A60318H	970 G&D 1070 SN BEL 8675001	50	215	850.82
A62852H	1070 1090 1175 1270 1370	65		990.68
A165922H	2090 2094 2290 2294	69	215	813.12
A184365H	2390 2394 2590 2594 3294 3394 3594	80	2140	1047.87
A166304H	4890 4894	TRUCK		1934.74

Case IH

Part #	Application	Wt	Cap #	Price \$
104753AH	5120-5140 5220-5250	45	2112	586.85
222890AH	C50-C80 CX50-CX90	45		591.65
A190663H	7110 7120 7130 7140	Truck	2112	911.06
A190663H	7110-7140, 7210-7240 below SN JJA0064978 6 Rows of Tubes	Truck		911.06
A190663HDH	Same as above, 7 Rows of Tubes	Truck		1272.78
140501AH	7210 7220 7230 ABOVE JJA0094979	Truck	2112	1029.18
140501AH	8910 8920 8930			1029.18
131751AH	7240 7250 8940 ABOVE SN JJA0064979	Truck	2112	1287.05

Case IH Combines

Part #	Application	Weight	Cap #	Price \$
A189213H	1460 1480 1640 BEL SN JJC0034704 1660 BEL SN JJ0038346	TRUCK	2112	1032.95
1547946CH	1640 ABV SN JJC0034704 1660 ABV SN JJC0038347 1644 ABV SN JJC0045689 1666 1680 2144 2166	TRUCK	2112	1849.91
194951AH	2188 2366 2388	TRUCK	2112	2594.05

Farmall - IH

Part #	Application	Weight	Cap #	Price \$
351878RH	Farmall Cub - Core W/ Gasket Cub Lo Boy	20		167.95
358105RH	A B BN	25		368.57
354875RH	C	25		388.57
356356RH	Super A Super C 100 130 200 230	23		382.57
352628RH	H HV SUPER H W4 SUPER W4 O4 SUPER O4	32		366.05
351798RH	M Super M MD Super MTA	36		431.92
361704RH	300 350	32		495.26
361416RH	400 450	38		538.35
370414RH	460 560	45		486.71
84524CH	684 784	35	215	409.12
378713RH	656 GAS & DSL W/ Gear Drive Row Crap	48	211	559.88
396496RH	656 Gas & DSL All Utility	36	211	559.88
65426CH	666 GAS & DSL Hydro & Gear Drive 686	36	215	559.88
378713RH	706 GAS & LP W/ Heavy Duty Cooling DSL SN BEL 5273	48	211	559.88
386860RH	806 856 BOTH GAS & DSL 826 GAS & DSL CHECK INLET POSITION	43	215	531.38
391931RH	1206 & 1256	45	215	531.88
104594CH	786 886 BOTH W/ D358 ENG	55	215	566.76
71611CH	766 886 BOTH W D360 966-1566 986-1586 ALL W/ HEAVY DUTY COOLING	56	215	619.92
146412CH	3088-3688 ALL W/ OR W/O CAB	55	215	1142.18
146508CH	5088 5288 5488	62	215	1036.46
130814CH	3388-3788 6388-6788	62		866.68

International Harvester Combines

Part #	Application	Weight	Cap #	Price \$
55650CH	715 815 915 1440 ALL DSL	60	211	1019.22
A189213H	1460 1480	TRUCK	211	1032.95

Case - IH

COOLING SYSTEMS

Lower Radiator Hoses

Case

Part #	Application	Price \$
A20384H	730 830 GAS/DSL	16.95
A59865H	770 870 GAS	16.89
A59865H	770 870 DSL	16.89
A59865H	970-1070 below 8675000 1175 1570 DSL	16.89
A62649H	970 - 1070 above 8675000	17.33
A145619H	1270 1370 DSL	8.95
A143931H	2090 2290 2094 2294	32.43
A141496H	2390 2590 2394 2594 3294 - 3594	21.37
A169930H	1896 2096	13.41



Case IH

Part #	Application	Price \$
T103197H	5120 - 5250	21.69
252305AH	7110 - 7250	14.25



IH Combines

Part #	Application	Price \$
121759CH	1460 1480, EARLY 1640 1660	40.05

International Harvester

Part #	Application	Price \$
20075DBH	A AV B BN140 240 404 424 444	3.45
23812DH	C SUPER C 100 130 200 230	3.89
369922RH	460 560 656 706 W/263 GAS	10.14
371307RH	460 560 656 706 W/D282 DIESEL	11.95
378704RH	666 686 706 756 W/291 GAS	10.14
396355RH	706 756 D310 DSL	9.95
378704RH	806 826 856 GAS	10.14
380448RH	806 856 DSL	12.16
396355RH	826 DSL	9.95
380448RH	1206 1026 1256 1456	12.16
532678RH	766 886 W/D360 DSL	15.92
532681RH	966 - 1566, 986 - 1586	8.11
125883CH	3088 3288	9.45
130271CH	3488 3688	8.95
131417CH	3388 3588 3788 6388 6588 6788	24.09
120779CH	5088 5288 5488	14.95



Upper Radiator Hoses

Case

Part #	Application	Price \$
A24293H	730 830 GAS/DSL	14.95
A59864H	770 870 GAS	17.75
A59866H	770 870 DSL	17.95
A59887H	970-1070 below 8675000 1175 1570 DSL	22.39
A59887H	970 - 1070 above 8675000	22.39
A63727H	1270 1370 DSL	13.18
A143930H	2090 2290 2094 2294	26.25
A141495H	2390 2590 2394 2594 3294 - 3594	28.55
A170501H	1896 2096	14.58



Case IH

Part #	Application	Price \$
T103198H	5120 - 5250	22.49
1289072CH	7110 - 7250	34.13

IH Combines

Part #	Application	Price \$
548216CH	1460 1480, EARLY 1640 1660	25.68



International Harvester

Part #	Application	Price \$
20075DBH	A AV B BN140 240 404 424 444	3.45
351162RH	C Super C 100 130 200 230	3.92
RHKH300	H - 350 Radiator Hose Kit 4 Pcs	9.45
RHKM400	M - 450 Radiator Hose Kit 4 Pcs	13.65
369921RH	460 560 656 706 W/263 GAS	9.46
369921RH	460 560 656 706 W/D282 Diesel	9.46
396353RH	666 686 706 756 W/291 Gas	15.84
396354RH	706 756 D310 DSL	7.43
380379RH	806 826 856 GAS	12.87
380380RH	806 856 DSL	12.53
405964RH	826 DSL	12.75
391932RH	1206 1026 1256 1456	16.92
66003CH	766 886 W/D360 DSL	18.93
532680RH	966 - 1566, 986 - 1586	15.9
130295CH	3088 3288	20.23
130270CH	3488 3688	20.58
548216CH	3388 3588 3788 6388 6588 6788	25.68
120780CH	5088 5288 5488	19.95
672242CH	By Pass Hose Fits: 966-1566, 986-1586, 5088-5488	5.41



Radiator Caps weigh approx. 1 lb.



Part #	Application	Price \$
OLRC22	A B C Super A Ear H & M I4 I6 I9 O4 O6 W4 W6 All For Above Non Press System	8.95
361705RH	A B C Super A C H M Super H & M Smta 300-450 All W/ Press System	14.50
370871RH	100 130 200 140 To Sn 13967 230 240 330 340 460 560 600 650 660 All App. W/ Four Lobes & 2.050 " Rad Neck I.D.	14.50
532029RH	100 130 140 Above Sn 13968 230 240 340 404 424 454 464 504 606-1206 656-1456 484-884 All Appl W/ Four Lobes & 105" Radiator Neck	14.50
532674RH	Original Style Rad Cap W/ Rubber Cover 484-884 766-1566 Hydr 100 & 186 786-1586	12.25

Original Style Radiator Cap!

V VAC VAH VAI VAO VC
Non Pressurized

Part #	Price \$
14628AH	10.74



Fan Blades & Assemblies



Part #	Application	Price \$
1998741CH	5120 5130 5140 5220 5230 5240 5250	79.30
701360RH	A B C SUPER A	73.45
251427RH	CUB	67.88
353727RH	M MD	29.86
69759CH	1066 1466 4166 786 1086 1468 1486 4186 6388 HYDRO 100	172.25

ENGINE

Case - IH

COOLING SYSTEM

Fan Belts

Part #	Application	Price \$
A61048H	2470, 4490, 4494 SET OF 2	27.28
A76745H	2670, 4690, 4694 SET OF 2	30.87
46869DH	A, B, C w/o WP, SA	8.88
60712DH	C w/WP, SUPER A, SUPER C, 130, 200, 230	8.95
48032DAH	H, Super H, 300, 350	12.25
16131DAH	M, Super M, MTA, 400, 450	13.75
367697RH	140, 200, 230, 240, 330, 340	7.87
403348RH	460-560 G/D, 656G, 706G, 806G	10.95
378113RH	Diesel 504, 656, 706 W/D282	8.92
403617RH	Gas 656, 706, 756, 806, 826, 856	9.16
385120RH	806D, 856D, 1026, 1456	17.71
532746RH	766-1566, 986-1586, 3388-3788, 6388 -6788	15.43
537072RH	1566, 1086 - 1586, 3388 set of 2	33.93
A30585H	VA, VAC, 200B G & 300 G, w/o PS 400B G, 500B G	12.47
G46083H	200B, 300, 400B, 500B, 600B All W/PS	5.58
A28129H	400 G/D, 900G/D	10.93
A34820H	930 G/D, 930CK G/D, 940	11.75
A59762H	770, 870	16.49
A65143H	970 thru 1570	19.04
K68073H	1290, 1390, 1490, 1294, 1394 & 1494 W/O air	5.13
A145325H	2090, 2290, 2390, 2590, 2094, 2294, 2394, 2594, 3294, 3394, 3594	32.97

New Water Pumps

International Harvester

Gaskets / orings included for most applications
 Please advise casting # if possible
 Pump order numbers with a star have pulley included
 * Denotes pulley included



Part #	Application	Wt	Price \$
355760RH	A B C & SUPERS 100 130 200 230	11	117.89
54148DAH	H SUPER H HV W4 300 350	16	232.71
353729RH	M SUPER M SUPER MTA MD I O W6 400 450 ALL ABV GAS&DSL	21	270.83
364852RH	300 350 BOTH W/ C169 OR C175 GAS ENG	21	271.48
601816CH	460 560 660 606 706 806 HYDRO 70 86 666 766 656 756 COMBINE 715 ALL W/ C221 C263	12	106.60
701335CH	806 1206 856 1256 1456 ALL W/ D361 DT361 D407 DT407 DSL ENG	15	156.10
3132676RH	706 756 826 786 886 Comb 715 & 1420 All W/D310 D358 German Dsl	14	103.95
3136053RH	454 464 574 674 484 584 684 All W/ D179 D239 D246 Eng	12	87.10
673162CH	766 966 1066 1466 1566 986-1586 5088-5488 6388-6788 3388-3788 Combines 1440-1480 1640-1680 All Models Above W/D360 D414dt414 D436 Dt436 Dt466 Eng	15	131.00

Case

Part #	Application	Wt	Price \$
A148401H	VA VAC 300G 200B-500B 470 570 ALL GAS ENG	5	93.13
A146584H	350 Series 430-630 470 570 - Const 480Ck 480D 580B 580Ck 584C 584D All Gas Models - Skidstr 1835 1845 Diesel All Abv W/Cast A37751	5	83.54

Case IH

Part #	Application	Wt	Price \$
A77703H	5120 5130 5140 5220 5230 5240 5250 Mx100 Mx110 Mx120 Mx135 All W/ Cummins 6590 6T590 6Ta590	6	68.29
A77704H	7110-7150 7210-7250 8910 8920 8930 8940 9130-9330 All W/ 6T830 & 6Ta830 Cummins Dsl Combines 1640-1680	13	72.79
A77704H	1644-2388 ALL W/ 6T830 & 6Ta830 CUMMINS DSL	13	72.79

Remanufactured Water Pumps

Quality US Remanufactured Water Pumps

- Better Price
- Better Quality
- No Hassle Core Policy

Have casting number available if possible.

Case J.I. Tractors



Part #	Application	Price \$
A148401	Va Vac Series 200-500B Const Series 310-400 All Cast # A28860 W/Gas Eng	77.03
A153454	730 830 GAS/ DSL MODELS W/ CAST A11495	129.73
A152179	770 870 970 1070 All Gas/Dsl W/ Cast #A58739 W/ Impeller Dia 3 3/34"	104.05
A152154	1170 1175 1270 1370 1570 All W/ Cast A58739 Impeller Dia 4 1/2" Dia	104.05
A157143	2090 2094 2290 All W/ Cast A58642 W/ Small 3 5/8" Dia Impeller	132.43
A157145	2090 2290 2294 2390 2394 2590 2594 3294-3594 4490 4494 ALL W/ CAST A58642 W/ LARGE 4 1/2" DIA IMPELLER	132.43
A70690	4890 4894 BOTH W/ CAST 290865	358.11
A70862	2870 4890 BOTH W/ CAST 358233	349.95

International Harvester Combines

Part #	Application	Price \$
672644	815 -915 1440-1480 1640-1680 ALL MODELS W/ D414 DT414 DT436 DT466 ENGS	101.35



Price Decline!

International Harvester Tractors



Part #	Application	Price \$
353729	M MD SUPER M MD MTA 400 450	206.76
367683	200 230 240 330 340 ALL W/CAST 367683	87.84
375793	140 404 424 444 2404 ALL W/ C123 & C135 Gas ENG ADV Casting #	74.95
400677	454 464 544 574 ALL W/ C157 C175 C200 GAS ENG	110.81
3136053	454-484 574 584 674 684 784 ALL W/ GERM DSL D179 D246 D206 D239	85.14
601816	460 560 606 706 706 806 826 856 ABV W/ C221 C263 C291 C301 D282 ENG	86.49
601816656	HYDRO 70 86 656 666 686 686 C263 C291 D282 w/ Pressed On Pulley Advise Casting #	110.81
3132676	706 756 826 886 3088 3288 All w/ Germ DSL D310 D358 DT310 DT358	117.57
701335	806 1206 856 1026 1256 1456 ALL ABV W/ D361 DT361 D407 DT407	139.19
677415	HYD 70 86 666 686 886 ABV MODELS W/ D312 D358	97.30
672644	966-1566 986-1586 5088-5488	101.35

We have UPS return tags made so your old core can be sent to our store. \$25.95 pays for shipping both ways so you can get credit for your core sooner!

Thermostats

Case



Part #	Application	Price \$
2224180H	D & L SERIES 180°	5.55
1845180H	300 430 530 580 630 1370 DSL 180°	7.95
2225180H	400 700B 730 800B 830 900 1000 GAS 180°	9.00
11C16H	9301030 DSL 770-1570 DSL 2470 2670 2090-2590 2294-2594 3294-3594 4490 46904494 4694 1835 1845 1845B 1845S DSL 180°	7.95

International Harvester

Part #	Application	Price \$
1845180H	A SUPER AAI AV AVI B BN C SUPER C 100 130 140 200 230 240 330 340 404 424 180°	7.95
387533RH	H THRU 450 GAS/DSL 160°	23.95
2224180H	460, 560, 656, 706, 806 GAS 180°	5.55
2225180H	460, 560, 656, 706, DIESEL 180°	9.00
684739CH	666 & 686 W/D312, 766-4366, 786-4386 5088-5488, 3388-3788, 6388-6788	19.95

Case - IH

FILTERS

Filters weigh approx. 2 lbs.



Air Case - Case IH

Part #	Application	Style	Price \$
PA1699FN	1070D	Air	42.42
PA1646FN	1200D, 1470D	Air	37.50
PA1982	1170, 1175	Ins. Air	34.82
PA1989FN	1170, 1175	Outs. Air	48.01
PA1681FN	475, 1030, 1030, CK, 970	Air	21.26
PA1996	2470, 4490, 4494	Ins. Air	32.00
PA2343	Same as above	Outs. Air	79.04
PA2339	1270, 1370 ↓sn 8727601, replaces A4373H	Outs. Air	97.30
PA2340	1270, 1370, SN<8727601. Replaces A43735	Ins. Air	42.74
PA2673	9110, 9130, 9230, 9210, 9240	Outs. Air	47.09
PA2674	Same as above	Ins. Air	42.55
PA2445	2670, 4690, 4694	Outs. Air	79.61
PA2446	Same as above	Ins. Air	34.18
PA2371	2390, 2590, 2394, 2594, 3294-3594	Outs. Air	67.82
PA2372	Same as above	Ins. Air	38.80
PA2403	1270, 1370 sn ↑8727601, 1570. Replaces A44694	Outs. Air	76.58
PA2404	Same as above. Replaces A44695	Ins. Air	29.51
PA2662	1190, 1194, 1290, 1390, 1690	Outs. Air	30.54
PA2678	Same as above	Ins. Air	32.89
PA2419	5120-5140, 5220-5240	Ins. Air	24.14
PA2418FN	Same as above	Outs. Air	38.05
PA2777	7110-7150, 7220-7250, 8910-8950	Outs. Air	43.83
PA2539	Same as above	Ins. Air	34.50
PA2345	9250, 9260	Outs. Air	85.87
PA2713	9170, 9180, 9270, 9280	Outs. Air	74.26
PA2714	Same as above	Ins. Air	38.84
PA2619	7110-7150, 7210-7250, Combines 1620-1688	Cab Air	41.59
PA2407	970-1170, 1570 ↓sn 7864001, 1090, 2470	Cab Air	54.36
PA2617	2670 ↑7864002, 1690, 1896, 2094, 2290-2590, 4490-4890	Cab Air	43.08
PA2466	1620 & 1640 w/ 6T-590, 1668 & 1680 w/ 6TA830	Outs. Air	67.58
PA2467	Same as above	Ins. Air	36.58
RS3718	2166 & 2188 w/ 6CTA830	Outs. Air	77.37
RS3719	Same as above	Ins. Air	47.51

Air International/Farmall

Part #	Application	Style	Price \$
PA1690FN	245, 255, 265, 275, 354, 364, 384, 2606 Gas	Air w/ Fins	19.24
PA1707FN	560 G & D, 656 & 2706D, 2706D, 2656 & 2856 G & D, 3800 & 3850 G & D	Air w/ Fins	35.51
PA1709	706 w/ D310, 806 w/ D361, 856 Far Cust, 4366, 4586	Air	32.61
PA1710	706 w/ C291, 806 w/ C301	Air	40.26
PA1827	4100 & 4156 w/ 429, 4166 & 4186 w/ DT436	Outs. Air	64.14
PA1826	Same as above	Ins. Air	58.46
PA1837FN	1026, 1256, 1456 All w/ DT407, 1206 w/ DT361	Outs. Air w/ Fins	55.96
PA1836	Same as above	Ins. Air	34.74
PA1898	Combines: 815 w/ 407, 856 & 2856 w/ 407, 826 w/ D358 - Clip in Housing	Outs. Air	39.03
PA1897	Same as above	Ins. Air	32.55
PA1900	2756 & 756, 826 & 856 w/ C301	Outs. Air	39.97
PA1899	Same as above	Ins. Air	25.74
PA2314	766 w/ C291 - Wing Bolt Style, 766 & 886 w/ D360, 786, 826 & 886 w/ 358, 966 w/ D414, Hydro 100 & 186 w/ D436	Outs. Air	34.11
PA2332	Same as above	Ins. Air	28.87
PA2318	Air Maze Hsg 1066 sn ↑14582, 1086 ↓sn 25510, 1466 sn 9501-14999, 1468, 1568	Outs. Air	57.14
PA2319	Same as above	Ins. Air	34.43
PA2383	454 w/ C157 & C175, 464 w/ C175	Air	47.95
PA2392	Hydro 70 G & D, Hydro 86 G & D, 666 & 686 G & D, 766 w/ C291 - Clip In	Air	31.47
PA2391	Hydro 84 ↓sn 787, 454 & 464 D, 484 ↓sn 1500, 574, 584 ↓sn 2025, 674, 684 ↓sn 3709, 784 ↓sn 1502	Outs. Air	43.24
PA2846FN	Hydro 84 sn 787-8000, 385, 484 sn ↑1500, 485, 584 ↓2025, 585, 684, 674 Dsl, 684, sn 3709-8143, 784 sn 1503-8000,	Outs. Air	32.03
PA2700	Same as above	Ins. Air	35.25
PA2684FN	Hydro 84 sn ↑8001, 684 sn ↑8143, 784 sn ↑8000	Outs. Air	31.25
PA2689	Same as above	Ins. Air	29.68
PA2434	United Housing - 1066, 1086 ↑sn 25510, 1466 ↑sn 15000, 1486, 1566, 1586, 3588, 3788, 5088, 5288, 6388, 6588, 7288, 7488	Outs. Air	52.51
PA2435	United Housing - Same as above	Inner Air	43.88
PA2411	966, 1066, 1466, 1568, 4168 (All Deluxe Cabs)	Cab Air	31.13
PA2619	Hydro 86 & 86, 886-1586, 1566, 3388, 3488, 3588, 3688, 3788, 5088-5488, 6388-6788, 7288, 7488 Combines: 1420, 1440, 1460, 1480	Cab Air	41.59
PA2524FN	1420	Outs. Air w/ Fins	38.51
PA2332	1420	Ins. Air	28.87
PA1884	1440	Outs. Air	41.92
PA1911	1440	Ins. Air	28.93
PA2466	1460, 1470, 1480	Outs. Air	67.58
PA2467	1460, 1470, 1480	Ins. Air	36.58

Hydraulic Case - Case/IH

Part #	Application	Style	Price \$
P183	410 & 510, 411B, 412, 430-830, 800, 810, 900	Element	7.93
PT435	300, 300B, 301 & 302, 320, 320B, 400, 400B, 420B, 430-630, 500B, 600B	Element	12.64
PT13810H	770-1170	Element	13.08
PT13825	770-1175	Element	12.67
PT560KIT	1270-2670	Element Set of Two	15.16
BT38910	2470-2870	Spin On	25.22
PT380KIT	2090-2590, 2094-2594, 3294	Transmission Set of Two	15.63
BT8870MPG	7110-7150, 7210-7250	Spin On	83.70
PT207HD10	9110-9180	Element	10.92
BT8850MPG	9110-9180, 9210-9280, 9330-9380	Spin On	44.11
PT268	Combines: 1620-1680	Element	14.09

Hydraulic International/Farmall

Part #	Application	Style	Price \$
BT357	Cub 154 Loboy, 184, 185	Hyd	10.46
BT452	Hydro 70 & 86 w/ C291, Hydro 86 Diesel, 656 & 666 Hydro Ret Line, 4366 Trans	Spin On	10.49
PT268	666-1566, 706-1206, 756-1456, 1026, 686-1586, 3088, 3288, 3488, 3688, 5088-5488, 7288, 7488, 4100, 4166, 4186, Hydro 70-186 Combines: 403, 503, 615-915, 1420-1480, 1620-1680	Element	14.09
PT379Kit	3388, 3588, 3788, 6388, 6588, 6788	Element	26.21
BT37110	3088-3788, 5088, 5288, 63-6788	Spin On	15.04
PT461	424 & 444	Spin On	12.71
PT558	Hydro 70 w/ C291, 504, 544, 560 Diesel, 606, 656 & 666 & 686 All Gear Drive, 660	Element	19.50
PT565	Hydro 84, 785	Element	11.36
PT546	Hydro 100 & 186 w/ D436	Spin On	9.74
PT538	4386, 4568, 4586	Element	25.24

ENGINE

Case - IH

FILTERS

Filters weigh approx. 2 lbs.



Coolant Case-Case/IH

Part #	Application	Style	Price \$
BW5071	Combines: 1640 w/ 6TA590, 1660 & 1680 w/ 6TA-830, 1644, 1666, 1688, 2144-2188 3220, 3230, 4210-4240, 5120-5140, 3230-5250, 7110-7150, 7220-7250 8910-8950, 9210-9240	Spin On	11.80
BW5136	395, 895, 995	Spin On	14.47

Oil Case - Case/IH

Part #	Application	Style	Price \$
P73	D, DC, DI, L, LA, LAI, LI, S, SC, 411, 411D	Element	8.76
P40	610 w/ Cont'l F209, 200, 200B, 300 & 300B w/ Cont'l F162	Element	8.53
P41	400B & 420DSL, 300, 300B, 301, 302 All w/ Cont'l GD157	Element	10.17
P42	500 w/ Cont'l GD157, 520DSL, 611 w/ 600D	Element	13.95
P80HD	700-715 all w/ A251 & A267D, 730 & 740 w/ A251, 800-810 All w/ A267D, 811-813	Full Flow Element	7.34
P190	880, 885, 950, 1200 Selectamatic, 1410, 1412	Element	9.68
BT536	385-885, 395-995, 3220-4210	Spin On	8.05
PT154	930 & 930CK, 1030 & 1030CK (all diesel)	Full Flow Element	8.50
BT287	Same as above	Spin On	14.55
T300M	Vac, 200-600, 210 & 211B	Spin On	13.01
B229	1190-1390, 1194-1594, 2870, 4890, 4890	Spin On	11.09
B9	1170, 1270 ↓sn 8736001, 1370 ↓sn 8727601	Spin On	7.92
B236	1570, 2090-2590, 2094-2594, 3294-3594, 4490-4694	Spin On	9.80
BT339	Combines: 1620 & 1640 w/ 6TA-590, 1644, 2144, 2344 Tractors: 5130-5250, 1896, 2096	Spin On	7.78
B205	Combines: 1660 w/ 6TA-830 ↓Eng sn 44500129, 1680 w/ 6TA-830 ↓sn 44500129, 1666, 1688 Tractors: 7110 & 7120 ↓Eng sn 44500127, 7130 & 7140 & 7150 ↓Eng sn 44500595, 9110 & 9130 ↓Eng sn 44500128	Spin On	23.08
BD324	Combines: 1660 w/ 6TA-830 Eng sn ↑44489287, 1680 w/ 6TA-830 Eng ↓sn 44500595, 1666, 1688, 2166, 2188, 2366, 2388 Tractors: 7710 & 7120 ↓Eng sn 44500128, 7130 & 7140 & 7150 ↑Eng sn 44500595, 8910-8950, 9210, 9230, 9240, 9110 & 9130 ↑Eng sn 44500128	Spin On	38.59
B196	9150-9190 All w/ Cummins	Full Flow Spin On	19.08
B7577	Same as above	Bypass Spin On	21.70
BD103	9250-9280, 9330-9380	Spin On.	38.82

Fuel Case - Case/IH

Part #	Application	Style	Price \$
PF906	400 w/ GD157, 425, 830, 930CK, 1030 & 1030CK to SN 2205978	Sec. Ele	7.04
BF838F2	400, 430, 470, 530, 570 All w/ G188D, 630	Pri. Can	13.88
BF897KIT	770, 930 & 931 w/ 410BD, 970, 1030 & 1030CK SN 2205978 & above, 1170-1470, 1090	Pri. & Sec. Spin On Set	18.72
BF825	1200 Selectamatic, 1290-1690, 1294-1594, 1410, 1412	Can Style	6.20
BF7591D	385-885, 395-995, 4210-4240, 1620 Combine w/ D358	Spin On	10.25
BF896	1570, 2090-2590, 2094-2594, 26 & 2870, 3294-3594, 4490-4890, 4494-4994	Pri. Spin On	9.66
BF591	2090-2590, 26 & 2870, 3294-3594, 1570, 4490-4994	7" Sec. Spin On	10.64
BF582	2094-2394, 2290, 2470	5-1/2" Sec. Spin On	9.07
BF1280	Combines: 1666 & 1688, 2166, 2188, 2344-2388 Tractors: 5120-5250, 7110-7150, 7220-7250, 8910-8950, 9110-9330, 1896 & 2096	Pri. Spin	10.36
BF788	Same as above	Sec. Spin On	8.91

Coolant International

Part #	Application	Style	Price \$
BW5136	(Hydro's 86, 100, 186) 666-1566, 4166, 4366, 686-1586, 4186, 4386, 4586, 3088-3788, 6388-7488, 5088, 5288, 5488 Combines: 815, 915, 1420, 1440, 1460, 1480	Spin On	14.47

Oil International/Farmall

Part #	Application	Style	Price \$
PT70	A & B ↓s/n 97938, M ↑s/n 59394, Super M, MTA, 400 & 450 gas	Element	10.28
PT71	A & B ↑s/n 97938, C, H ↑s/n 121022, Super H, 200, 300, 350, 404, 424, 444, 504 - all gas	Element	6.53
PT72	M & MV ↓s/n 59394, MD, 400 & 450 DSL, 600, 650	Element	11.80
B97	4568, 4586, 4786 - all W/DVT 800 eng	Spin on	24.13
PT86HD	4568 & 4586 W/DVT 800, 4100, & 4156 W/DVT429, 4300 W/817 eng	Element	12.75
B167	Gas Combines 715, 815, 915 - Tractors 385, 485XL, 585XL, 685XL, 785, 885, 454, 464, 664, 574, 674, 484-884, 656, 666, 686, 766-all gas) 706 & 756 W/D310, 826 W/D358, 1468, 1568, 3088, 3288, 4166, 4186, Hydro 70, 84, 86 all gas	Spin on 7 1/8" long	9.70
BT536	715, 815 & 915 all gas, 1420 & 1620 W/D358, 385, 885, 454, 464, 544, 574, 674, 584, 684, 884, Hydro 70 & 84 gas, Hydro 86 W/310 or C291, (686, 706, 756, 766 W/D310) 656 gas (786, 826, & 886 W/0358) 3088, 3288	Spin on 4 3/8" long.	8.05
BT341	240, 300, 330, 340, 350, 424, 444	Spin on	8.67
P174	354, 364, 384, B414, 424, 232, 444	Element	8.54
PT185	Combines 403 & 503 dsl, 815 & 915 W/407, 715 W/ C301, Tractors - 706 & 806 gas & DSL, 460, 560, 660,826 gas, 856 G & D, 1026, 1206, 1256, 1456	Element	6.38
B299	Combines: 403 & 503 DSL, 815 & 915 W/414, 1440-1480, 1640-1680 W/D466, Tractors - 666 W/312, 886 & 766 W/360 (Hydros 70, 86, 100, 186) 966-1566, 986-1586, 5088-5488, 3388, 3588, 3688, 3788, 4166, 4366, 4386, 7288, 7488	Spin on	9.86

Fuel International/Farmall

Part #	Application	Style	Price \$
PF224	400 W/C264, 404 W/C135, 660 gas, 650 G & D, 706 W/263, 606 W/221, 806 & 826 W/301 gas	Fuel	11.37
PF226	MD, Super MD, 400 & 450 DSL, 600 & 650 DSL	Prim. & Sec.	16.28
F828F	Combines - 403, 503, 615 - all DSL Tractors 460, 560, 606, 656, 660, 706 W/282, 806, 1206	Primary element	8.86
PF828	Same as above	Sec. element	8.86
BF825	354, 364, 384, 454 & 464 DSL, 544, 574, 664, 674, 844, 874, 484 ↓s/n 376420, 584 ↓s/n 318210, 684 ↓s/n 667679, 784 ↓s/n 120521, 706 W/310, 756, Hydro 84 ↓s/n 20521	Can	6.20
BF577	856 - 1456, 1026, 666 - 1566, 686 W/D312 986 - 1586, 4186 - 4786	Primary spin on	11.99
BF577	1468 & 1568, 3388 - 3788, 6388 - 6788, 5088 - 5488, 7288, 7488, Hydro 70 - 186, Combines - 815 W/414, 1440 - 1480, 1640 - 1680 all W/D466	Primary	11.99
BF588	Same as above	Sec. spin on	12.34
BF790	484 s/n↑376420, 584 ↑318210, 684 s/n↑667679, 784 s/n↑120521, Hydro 84 s/n↑120521	spin on	8.95
BF7591D	454, 464, 544, 574, 664, 674, 686, 706, 756, 784, 886, 826, 884, 886 W/358, 3088 & 3288, Hydro 86 W/D310Combines - 1420, 1620 W/D358	spin on	10.25
PF950	724, 756, 826, 686 & 706 W/D310	Element	11.97
BF978	8 3/4" Secondary - 856 - 1456, 1026 -Combines 815 & 915 W/407	Sec. spin on	12.29
BF991	7" Primary - 856D - 1456D, 1026 - 1566, 986 - 1586	Spin on	9.41
BF984	5 1/2" Primary - 766 & 886 W/D360, 966 - 1466	Spin on	9.50
BF979	8 3/4" Primary - 886 W/D360, 2856 W/407	Spin on	9.78
BF970	7" Secondary - 856 - 1456D, 1026 -all, 407	Spin on	7.66

ENGINE

ENGINE COMPONENTS

Ford

Overhaul Kits



Our Overhaul Kits contain:

- Keepers
- Rod Bearings
- Main Bearings
- Gaskets
- Sleeves
- Pistons
- Rings
- Wrist Pins

Part #	Application	Engine #	Engine SN and Specs	Price \$
OH120	2N 8N 9N	120	3 3/16 Bore - .040 sleeve	407.95
OH1201	2N 8N 9N	120	3 3/16 Bore - .090 sleeve	399.95
OH134	NAA 600 700	134	3 7/16 Bore - 700 Above Ser. # 153170	531.95
OH172E	800-900 1800 4000	172 Gas	3.9 Bore - 1955-57	434.95
OH172L	800-900 1800 4000		3.9 Bore - Non sleeved	CALL
OH172D	800-900 1800 4000	172 Diesel	3.9 Bore	649.95
OH201E	4000 April 1968-1976	201 Diesel	Early 1965-69	CALL
OH201L			Late 1969-1990	CALL
OH256	5000 5500 5550 6000 6500 6700	256 Diesel	4.4 Bore	825.95
OH401E	8000 9000 Series	401	4.4 Bore - Early to 9/90	1179.95
OH401L			4.4 Bore - Late 10/90 and on	1391.95

Have your Rod & Main Bearing sizes ready when you place your order. If possible, supply Engine Serial Number to help ensure order accuracy.

Sleeve and Piston Assemblies

DUE TO MANY DIFFERENT CONFIGURATIONS OF FORD ENGINES, PLEASE CALL FOR AVAILABILITY & PRICING. Have bore diameter, piston number, engine size & type, block & rod numbers. The more information we have, the better.

That way we can ensure your order gets right the first time!

Piston Rings

Part #	Application	Bore	Engine	# of Rings	Compression Width	Oil Width	Price \$
S4963**	2N, 8N, 9N	3.1875	120	4	2-3/32	2-5/32	116.37
S41815**	2N, 8N, 9N	3.1875	120	3	3/32	3/16	17.71
5398KX	2N, 8N, 9N	3.1875	120	4	2-3/32	2-3/16	96.01
S427**	NAA, 600, 700, GAS	3.4375	134	3	3/32	3/16	19.35
5166KX	1955-64 800, 900, 4000	3.9	172 GAS	3	3/32	3/16	55.59
5676KX	1955-64 800, 900, 4000	3.9	172 DIESEL	5	3/32	3/16	99.23
E502KC	2000, 3000	4.2	158 GAS	3	3/32	3/16	46.86
E503KC	2000, 3000	4.2	158 DIESEL	4	3/32	3/16	50.40
E502KC	2000, 3000	4.2	158 GAS	3	3/32	3/16	46.86
E503KC	2000, 3000	4.2	158 DIESEL	3	3/32	3/16	50.40
E503KC	3000 1965-68	4.2	175 DIESEL	4	3/32	3/16	50.40
9186KX	4000 3CYC	4.4	192 1965 A	3	3/32	3/16	105.16
9186KX	4000	4.4	201 APRIL	3	3/32	3/16	105.16
E504KC	4000 3CYC	4.4	201 DIESEL	4	3/32	3/16	126.81
E504KC	8000, 9000	4.4	401 DIESEL	4	3/32	3/16	126.81

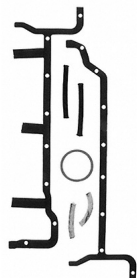


*Prices vary due to the number of rings being sold in a particular set
 **Single cylinder set, Multiply by number of cylinders.

Gasket Sets

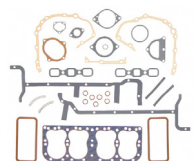


Oil Pan



Part #	Model	Price \$
9N6781H	2N 8N 9N NAA 120 Gas	11.75
OS21964	158 Gas & Diesel	15.95
OS10654C	172 Gas 1958-1981	9.95
OS10654C	172 Diesel	9.95
OS21964	175 185 Gas & Diesel	15.95
OS10654C	192 Gas	9.95
OS21964	Models with 201 Gas	15.95
OS21964	201 Diesel to May 31st '69	15.95
OS21964	201 Diesel June 1st 1969 on	15.95
OS21963	401 Diesel Turbo to 7/31/1976 1/2 head bolts	14.20
OS21963	from 8/1/1976 9/16 head bolts	14.20

Overhaul/Conversion



Part #	Model	Price \$
FS7277B	2N 8N 9N NAA 120 Gas	56.49
CS8446	158 Gas & Diesel	92.29
FS7761B	172 Gas 1955-1957	116.25
FS7761B1	172 Gas 1958-1981	96.44
FS7976B	172 Diesel	104.75
CS8446	175 185 Gas & Diesel	92.29
CS8658	192 Gas	56.36
CS8446	Models with 201 Gas	92.29
CS8446	201 Diesel to May 31st '69	92.29
CS8446	201 Diesel June 1st 1969 on	92.29
CS3524	256 Diesel & Turbo	66.35
CS8628	401 Diesel Turbo to 7/31/1976 1/2 head bolts	110.17
CS8628	from 8/1/1976 9/16 head bolts	110.17


Valve Cover

Part #	Model	Price \$
VS2976	2N 8N 9N NAA 120 Gas	5.61
VS50113	158 Gas & Diesel	9.18
VS38259	172 Gas 1955-1957	10.18
VS38259	172 Gas 1958-1981	10.18
VS38285	172 Diesel	14.75
VS50113	175 185 Gas & Diesel	9.18
VS39759	192 Gas	8.10
VS50113	Models with 201 Gas	9.18
VS50113	201 Diesel to May 31st '69	9.18
VS50113	201 Diesel June 1st 1969 on	9.18
VS39760	256 Diesel & Turbo	11.95
VS39799	401 Diesel Turbo to 7/31/1976 1/2 head bolts	9.85
VS39799	from 8/1/1976 9/16 head bolts	9.85



Valve Grinding

Part #	Model	Price \$
HS7277B	2N 8N 9N NAA 120 Gas	30.15
HS8445B	158 Gas & Diesel	101.00
HS7761B2	172 Gas 1955-1957	52.15
HS7761B2	172 Gas 1958-1981	52.15
HS7976B	172 Diesel	56.20
HS8445B	175 185 Gas & Diesel	101.00
HS8658B	192 Gas	70.85
HS8446B	Models with 201 Gas	99.95
HS8446B	201 Diesel to May 31st '69	99.95
HS8615B	201 Diesel June 1st 1969 on	153.97
HS4940	256 Diesel & Turbo	129.95
HS9470B	401 Diesel Turbo to 7/31/1976 1/2 head bolts	324.70
HS8628B	from 8/1/1976 9/16 head bolts	267.11



Ford

ENGINE COMPONENTS

Main Bearings



Part #	Application	Engine Application	Price \$
MS120P	2N, 8N, 9N	120	35.95
MS466P	NAA, 600, 700, GAS	134	41.57
MS466P	800, 900, 4000	172 Gas 1955-64	41.57
MS865AL	2000, 3000	158 GAS	62.03
MS865AL	3000	175 Diesel 1965-68	62.03
MS866AL	5000	233 Gas	69.95
MS866AL	5000	233 Turbo	69.95
MS866AL	5000	233 Diesel	69.95
MS865AL	4000 3CYC	192-1965 April-68	62.03
MS865AL	4000	201-April 68-76	62.03
MS865AL	4000 3CYC	201 Diesel	62.03
MS866AL	5000 Super Major	256	69.95
MS866AL	5000, 5500, 6600	256 Diesel	69.95
MS977AL	8000, 9000	401 Diesel	172.62
MS977AL	8000, 9000	401 Turbo	172.62

Rod Bearings



Part #	Application	Engine Application	Price \$
CB200P	2N, 8N, 9N	120	6.10
CB535P	NAA, 600, 700, GAS	134	8.83
CB535P	800, 900, 4000	172 Gas 1955-64	8.83
CB757AL	2000, 3000	158 GAS	7.60
CB757AL	3000	175 Diesel 1965-68	7.60
CB757AL	5000	233 Gas	7.60
CB757AL	5000	233 Turbo	7.60
CB757AL	5000	233 Diesel	7.60
CB757AL	4000 3CYC	192-1965 April-68	7.60
CB757AL	4000	201-April 68-76	7.60
CB757AL	4000 3CYC	201 Diesel	7.60
CB757AL	5000 Super Major	256	7.60
CB757AL	5000, 5500, 6600	256 Diesel	7.60
CB757AL	8000, 9000	401 Diesel	7.60
CB1210P	8000, 9000	401 Turbo	15.66

Reconditioned Rods with New Bushings

Part #	Application	Price \$
R9N6200	2N, 8N, 9N	94.95
REAA6200	NAA, 600, 800, 900, 2000, 4000	91.95
RC5NN6205C	7000, 7710, 9000, 9600, TW20, TW25, TW30	76.95

Camshafts



Part #	Application	Price \$
8N6250H	8N Cam	179.95
C0NN6251AH	NAA, 600, 700, 800, 900, 4000, 172 Gas, 134 Gas	151.38
E6TN6250AAH	5000, 5600, 6600, 7000, 7600	171.13
E8NN6250AA	3 cylinder, 2000, 3000, 4000	169.95

Valve Train

Exhaust Valve

Part #	Application	Engine	HD DIA/OAL	Price \$
V999 w/o rotocap	2N 8N 9N 1948 up	120	1.28 / 4.81	9.67
V1178 Rotocap	NAA 600 700,	134	1.51 / 5.04	10.51
V1127 no rotocap			1.51 / 5.04	9.53
V1178	800,900, 4000 Gas	172	1.51 / 5.04	10.51
V2086	800 900 4000 Dsl	172	1.51 / 5.83	21.49
V2494	2000 3000 1965-82	158	1.50 / 5.74	10.73
V2494	8000, 9000, 8200, 8400, 8700, TW10 NON TURBO 401	401	1.50 / 5.74	10.73

Spring

Part #	Application	Engine	Price \$
VS1575	800,900, 4000 Gas	172	2.86
VS1575	800 900 4000 Dsl	172	2.86

Intake Valve

Part #	Application	Engine	HD DIA/OAL	Price \$
V967	2N 8N 9N 1948 up	120	1.51 / 4.82	11.15
V1128	NAA 600 700	134	1.65 / 5.09	8.69
V1128	800,900, 4000 Gas	172	1.65 / 5.09	8.69
V2087	800 900 4000 Dsl	172	1.65 / 5.93	15.10
V3945	2000 3000 1965-82	158	1.84 / 5.74	10.26
V3945	8000, 9000, 8200, 8400, 8700, TW10 NON TURBO 401	401	1.84 / 5.74	10.26

Guide

Part #	Application	Engine	Price \$
VG428	2N 8N 9N 1948 up	120	5.13
VG500	NAA 600 700	134	2.40
VG500	800,900, 4000 Gas	172	2.40
Ex VG500	800 900 4000 Dsl	172	2.40
Int VG861			N/A

Crankshafts



All Reground Crankshafts come with Main & Rod Bearings and are X-Rayed, Magnafluxed, Straightened and Stress Relieved. **These will have a Core Charge added to the Exchange Price listed.** All Cores must be Re-Buildable, not Broken. Splines & Keyways must be good and must be Re-Grindable, 30/30 Cores are not acceptable. Upon Receipt of Core, Refund will be issued. Have Casting # of your Crankshaft available when you call.

Part #	Application	Wt	Price \$
9N6363A	2N 8N 9N	45	481.95
EAF6303	NAA, 600, 700, 800, 900, 2000-4000 4-cyl. 375.17375.172000 Gs/Dsl	65	493.95
C5NE6303M	3000 G W/158 Engine	85	534.95
C5NE6303LR	3000 Dsl 4000 Gas w/192 Engine	85	551.95
C5NE6303N	4000 Gas/Dsl w/201 Engine	80	517.95
C5NE6303K	5000 Gas/Dsl 5610 6600 6700 7000 7600 7700 W/256 Engine	90	599.95
D3NN6303AA	6600 6700 6610 6710 7610 7710 all w/268 Engine	95	CALL
C7NN6303	8000 9000 8600 8700 9600 9700 7810 7910 8210 8630 All TW Series	140	799.95

Front and Rear Main Seals

Front Main Seals

Part #	Application	Price \$
JV843	134 Gas 172 Gas/Diesel	13.75

Rear Main Seals

Part #	Application	Description	Price \$
JV745	134 Gas 172 Gas/Diesel	Rear molded rubber	14.95
JV718	Same as Above	Rear rope packing	9.02

Ford

ENGINE COMPONENTS

New Bare Heads



Part #	Application	WT	Price \$
8N6050AH	2N, 8N, 9N	29	177.13
8N6065AH	STUD BOLTS FOR ABOVE (EACH)	0.25	4.25
EAE6090H	NAA, JUBILEE, 501, 600, 700, 800, 900, 2000, 4000 4 CYLINDER	55	757.95

Reman. Bare Heads

Always order heads by your casting number!

- All heads are cleaned • Seats replaced as needed •All cracks repaired • Surface ground •New guides •Bare head, no valve, springs, etc.

Diesel

Casting #	Application	WT	Price \$
310665	172 CUBIC INCH	80	566.67
EIDDN6050F	MAJOR	100	566.67
(ORDER # FD4C) SPECIFY YOUR #	4 CYLINDER	90	566.67
C7NN6090AB	3 CYLINDER	75	533.33
CONN6049C	5000 6 CYLINDER	100	666.67
CONN6090C	8000, 9000	125	666.67
CONN6090AD	9700	125	666.67
(ORDER # FD3C) SPECIFY YOUR #	1210, 1710, 1910 3 CYL	45	466.67

Gas

Casting #	Application	WT	Price \$
EAE6085E - 6090F	134 CUBIC INCH	50	500.00
EAF6090H - 310100 - 310098	172 CUBIC INCH	60	500.00
(ORDER #FG3C) SPECIFY YOUR #	3 CYLINDER	45	466.67
C6NR6090	4 CYLINDER	60	500.00

EXHAUST

Manifolds



9N9425H



C5NE9430EH



D5NN9431AH

Part #	Application	Wt	Price \$
9N9425H	2N 8N 9N	14	54.65
C5NE9430EH	2000 3000 4000 3 cyl. vertical ex.	12	44.95
C5NE9430AH	2000 2600 3000 3600 4000 4600 3 cylinder horizontal exhaust	15	43.95
B9NN9425AH	NAA 600-900 2000 4000 4 cyl	23	106.95
C5NE9430DH	5000 4 cyl gas or diesel	16	67.95
C9NN9430BH	Front Ex. 8000 8600 9000 9600	18	114.95
C9NN9431BH	Rear Ex. 8000 8600 9000 9600	23	115.35
D8NN9430ABH	Front section 8700 9700 7910 8210 8630 TW10-TW35	20	141.95
D5NN9431AH	Rear section - same as above	20	76.95

Gaskets

Part #	Application	Wt	Price \$
MS8782B	2N 8N 9N	1	5.33
C5NE9448AH	2000 3000 4000 3 cyl	1	6.30
MS18260	NAA 600-900 2000 4000 4 cyl 8000 8600 9000 9600 8700 9700 7910 8210	1	9.35
MS293	5000 4 cyl gas or diesel	1	5.95
MS41676	TW10 TW20 TW30	1	9.25

Exhaust Elbows



Part #	Application	Wt	Price \$
NAA55250BH	NAA Golden Jubilee 600 700 2000 55-57 w/134 & 172 engine	3	23.75
NAA55232AH	Gasket for above	0.5	1.15
310075WGH	800 900 4000 58-64 4 cyl w/gskt	3	18.85

EXHAUST

Mufflers



Part #	Outlet	Inlet	Model	Price \$
FO20	1 1/2	1 1/2	8N 9N 2N (4 lbs)	24.01
FO5	1 7/8	2	5000 (65-75) 4 cyl Gas & D (7 lbs) 2000, 3000, 4000 (65-75) 3 cyl Gas & D	48.85
FO5A	1 7/8	1 7/8	2000, 3000, 4000 (65-75) 7 lbs 3 cyl Gas & D, D-5000 (65-75) 4 cyl. Gas & D	12.11
FO6	1 3/4	1 3/4	5000 Diesel Horizontal (7 lbs)	33.50
FO8	2	2	6000 Diesel 1964 & up (7 lbs) (Two Piece) Vertical Exh.	48.91
FO11	1 1/2	1 1/2	9N 8N 2N Muffler for FO9 (3 lbs)	16.92
FO14	1 7/8	2	501 600 700 800 1801 (3 lbs) G & D 58 through 1964 Horizontal	21.90
FO15	1 3/4	1 3/4	2000 3000 G & D (7 lbs) 1964 & up Horizontal	40.30
FO16	1 3/4	1 3/4	4000 Gas & Diesel (7 lbs) 1964 & up Horizontal	41.72
FO17	2	7/8	2000 3000 4000 5000 (5 lbs) 4400 5100 1968 up - Vertical	25.55
FO18	1 3/4	1 3/4	Ford 2000 3000 (7 lbs)	40.20
FO19	3	2 7/8	8000 8600 9000 9600 (13 lbs)	56.68
FO23	2 1/2	2 3/8	7000 7100 7200 to 1976 Vert. (7 lbs)	48.18
FO24	2	1 7/8	2000 3000 4000 Gas, Diesel (13 lbs)	62.65
FO25	2 1/2	2 3/8	7000 7100 7200 (14 lbs)	66.91
FO26	2	1 7/8	5000 6000 6600 (13 lbs) 6700 7600	63.06
FO27	3	2 3/4	8700 TW10 (17 lbs)	106.28
FO31	1 3/4	1 3/4	4000 (65-74), 4610 & (7 lbs) 4610SU (82-90)	64.60
FO32	3 1/2	3 1/2	9600, 9700 - 6 cyl. D. (21 lbs)	130.64

Flared Clamp

Part #	Application	Price \$
FO300	9N, 8N, 2N, TO20, TO30	4.95



Muffler Assembly



Each assembly consists of: exhaust pipe, muffler and tailpipe complete as a welded assembly.

Part #	Application	Inlet Design	Shape	Price \$
FO9	9N, 2N, 8N 39-52 Vertical	Flared	L shape	33.21
FO3	9N, 2N, 8N 39-52 Horizontal	Flared	L shape	24.41
FO21	NAA, 501, 600, 700, 800, 900, 2000, 4000 53-64	Clamp		47.62
FO22	501, 601, 701, 801 Gas, 901 Gas 58-64	Clamp		47.93

Exhaust Pipes

Part #	Application	Inlet Style	B	C	D	Price \$
FOE15	9N, 2N, 8N 1939-52 Vertical	Flared	29"	13 1/2"	1 1/2	21.62
FOE18	9N, 2N, 8N 1939-52 Horizontal	Flared	15 1/2"	22"	1 1/2	18.21
FOE8	NAA w/4 speed 1953-54	Clamp	24"	78"	1 1/2	23.89
FOE1	600, 601, 2000 w/134 engine 800, 900 w/172 engine	Clamp	17"	32"	1 1/2	16.42
FOE10	801, 4000, 1801 w/172 engine	Clamp	24"	29"	1 3/4	18.15
FOE4	700, 501, 701, 2000 Row Crop, 900 Row Crop	Clamp	19"	31"	1 1/2	16.67
FOE13	901, 4000 Row Crop, w/172 Select O Speed	Clamp	18"	27"	1 3/4	17.69
FOE21	2000, 3000 691, 2100, 2110, 3100, 4110, 2600, 3600	Clamp	24"	47"	1 3/4	28.73

Ford Tail Pipe

Part #	Application	Inlet Style	B	C	Price \$
FOE3	NAA, 600, 700, 501, 601, 701, 2000 W/O Select-O-Speed	Flared	54"	1 1/2	16.70
FOE9	Same as above W Select-O-Speed	Flared	53"	1 1/2	19.07

Ford

FUEL SYSTEM

New Carburetor

We can Rebuild your Old Carburetor for \$150. Aluminum Rebuilds are \$200. Rebuild includes: Cleaning, Inspection, Carb Kit, & Labor . Additional Parts Cost Extra



Part #	Application	Replaces Carb #	Price \$
8N9510CH	2N 8N 9N	TSX33 241 420	142.95
EAE9510CH	NAA JUBILEE	TSX428	299.95
ZR12522NH	600 700	TSX500	312.55
ZR12566NH	600 700 800 900 2000 4000	TSX551 577 692 771 976	299.40
EAE9510DH	600 700 2000	TSX580	284.75
ZRTSX765NH	600 2000	TSX765	229.35
ZRTSX593NH	800 900 4000	TSX593 706	253.75
ZRTSX798NH	800 900 4000	TSX662 977	398.85
ZRTSX769NH	800 4000	TSX769	306.55
ZRTSX813NH	800 4000	TSX813	340.95
ZR4119NH	2000 2100 2110	R4119 R7867 R8552	466.90
ZR4120NH	3000	R4120 R6863 R7893 R8553	448.65
ZR4111NH	4000	R4111 R6852 R8554	470.95
ZR3657NH	4000	R3657	488.35

Carburetor Kits

C, K, IH, MS, Z Kits contain Needle & Seat, Float Lever Pin & all Gaskets



BK Kits contain needle, seat, Float Lever Pin, Throttle Shaft & all Gaskets

Part #	Application	MFG	Carburetor #	\$
BK45V	2N, 8, 9N	MS	TSX 33, 241A, 241B, 241C, 420	12.35
BK47V	NAA, 600, 700	MS	TSX 428, 580	12.27
BK47AV	501, 601, 701, 800, 900	MS	TSX 593, 706, 765	20.66
BK47CV	801, 901	MS	TSX 769, 813	15.35
MS101	2000, 4 CYL	MS	TSX 500, 577, 580, 692, 765, 976	21.95
H101	2000 3 CYL	H	R3656A, R4119A, R41191A, R7867, R8552	27.95
H102		H	R2923-1A, R3012, 2923-2, 3013-2, 2923-2, R3012-3A, 3013-4A	27.95
H101	3000 3 CYL	H	R3655A, R4120, R4120-1 R6863, R7896	27.95
H102		H	R2923A/ -1A, R3012-3A, R3013-4F, LIST 2923-2, 3012-2	27.95
Z107	3000, 4000 3 CYL	Z	13914	33.95
MS101	4000 4 CYL	MS	TSX 551, 593, 706, 771	21.95
MS102	4000 4 CYL	MS	TSX 662, 769, 813, 977	21.95
H101	4000 3 CYL	H	R3657, R4111, R4111-1A, R6852, R8554	27.95
H102		H	R2923-1A, R3012-3, R3013-4A, LIST 2923-2, 3012-2, 3013-2	27.95
H101	5000	H	R3210, R3658	27.95
H102		H	12R31338, R3658A	27.95

Carb Floats

Part #	Application	Description	Price \$
9N9550AH	2N 8N 9N	With Small Bowl Marvel Carbs	9.95
C85156	801 901 4000 58-64	Large Bowl Marvel Carbs TSX662 613	19.95

Sediment Bowls



Part #	Application	Description	Price \$
180141MH	2N 8N 9N NAA	Shallow Bowl Assembly W/upright screen	14.95
311272H	501 thru 901 2000 58-64	Assembly mounts on carb 3/8" hole	19.75
CONN9155AH	801 901 4000 60-64	Assembly mounts on carb 7/16" hole	16.95
311292WORH	501 thru 901 2000 58-64	Fuel Shutoff Valve w/O-Ring @fuel tank 1/4" Fuel line	28.22
E2NN9N024AAH	Major, Super Major 2000 thru TW30 1965 & up	Fuel Shutoff Valve W/ Diesel Engines	10.95

Throttle Controls and Parts

Part #	Application	Description	Price \$
9N9820H	NEW 2N 9N 1939-47	Throttle Quadrant	31.25
8N9889AH	NEW 8N	Throttle Quadrant	12.50

Fuel Transfer Pumps



Part #	Application	Price \$
D8NN9350AAH	2000-9000 1965 & up 8600 9600 9700 TW10-TW30	39.95

Turbos

Part #	Model	Ford #	Price \$
150627R	7000	D3NN-6K682-AK, D3NN-6K682-A	581.55
150627R	7600	D8NN-6K682-BA, D6NN-6K682-B	581.55
182990R	7700	D8NN-6K682-CA	CALL

Fuel Shut Off Solenoid

Part #	Description	\$
E8NN9D278AAH	5900 5610 6610 6710 6810 7610 7710 3230 3430 39304130 4630 4830 5030 5640 6640 7740 7840 8240 8340	65.80



Fuel Caps



Part #	Application	Description	Price \$
9N9030H	2N, 9N, 8N	ORIGINAL STYLE NON VENTED	7.95
E7NN9030AAH	9N THRU TW-35	UNIVERSAL CHROME VENTED CAP	7.95

Fuel Tanks

Part #	Description	Price \$
8N9002H	8N 2N 9N	158.33
C5NN9002ACH	2000 3000 4000 series 1965 on	151.95
D8NN9002HAH	5000 5100 5600 6600 7600	169.32

Oil Pressure Switches

Part #	Description	Price \$
82028130H	2000-4000 From 1965 on 5000-9000 TW5 TW15 TW25 TW35	4.75



Air Cleaner Tube - Chrome

*Note tube diameter reduced by 1/16" to assist in rubber hose installation



Part #	Price \$
9N18215CH	14.95

Internal Gas Tank Liner

One quart container and covers up to a 10 Gallon Tank



Part #	Wt	Price \$
1251	4 lbs	21.99

Ford

Thermostats



Part #	Application	Price \$
B2NN8575AH	2N, 8N, 9N 160°	17.55
EAF8575BWG	NAA 500 600 700 800 900 2000-4000 160°	8.55
1845180H	NAA 500 600 700 800 900 2000-9000 180°	7.95

New Water Pumps

Gaskets / orings included for most applications
 Please advise casting # if possible
 Pump order numbers with a star have pulley included
 * Denotes pulley included



Part #	Application	Wt	\$
CDPN8501AH	2N 9N 8N 39-52	9	48.48
FCD501B	NAA 53-54	9	53.72
DCPN8501AH	JUBILEE	7	59.64
FCD501C	600-900 Yr 55-64 2000 4000 2110 4110 All Abv Fan Mount Ext 3 1/2" From Top Of Pulley	11	63.95
FDC501A	600-900 Yr 55-64 2000 4000 2110 4110 W/ Hub Bolt On Pulley	10	62.84
FEA513FN	2000 3000 4000 5000 7000 2110 2310 2610 2810 2910 4410-7710 Sngl Pulley W/ Fan Mnt Style Pulley 5 5/8" Dia & 2 5/8" Tall 4" Diameter Impeller	13	60.95
FAPN8A513HHH	5110 5610 5910 6410 6810 7610 7710 All Four Cyl Dsls	16	198.79
DHPN8A513BH	8000 8200 8400 All 1968-7/16/76 9000 9200 Both 1974-7/19/76	12	138.14
E6NN8501ACH	Tw10 Tw20 Tw30 7810-8210 8530-8830 All W/ Sing Groove Pulley Prior To 11/ 1987 Mounts W/ 5/16" & 3/8" Bolts	19	186.53
FAPN8A513LLH	Tw5 -Tw35 8700 9700 8530-8830 All W Single Groove Pul- ley After 12/87 Mounts W/ 5/16" & 7/16" Bolts	13	95.83

Remanufactured Water Pumps

Quality US Remanufactured Water Pumps

- Better Price
- Better Quality
- No Hassle Core Policy

Have casting number available if possible.



Part #	Application	\$
FDH513B	8000 8200 8400 8600 All W/ Single Pulley 5 5/8" Dia 2 5/8" Tall W Impeller Dia 4" Mounts W/ 5/16" & 3/8" Bolt	92.86
FDH513A	9000 9200 9600 All W/ Single Pulley 4 1/2" Dia 2 5/8" Tall 4" Dia Impeller Mounts W/ 5/16" & 3/8" Dia Bolts	97.30
FEA513E	2000 3000 4000 5000 2110 2610 3610 4410 4610 5600 6600 5610 -7710 All W/Double Pulley 5 5/8" Dia 2 5/8" Tall Impeller Dia 4" Ref Oem # Eapn8a513e Bef Order	90.54
FEA513CA	2000 3000 4000 5000 2110 2610 3610 4410 4610 5600 6600 5610-7710 All W/ Double Pulley 5 5/8" Dia 2 5/8" Tall Impeller Dia 4" Mounts W/ 5/16" & 7/16" Bolts	86.49
FEA513G	7910 8210 8700 9700 Tw5-Tw20 Tw25-Tw35 All Single Pulley W/ Impeller Dia 4 11/16" Mounts W/ 5/16" & 3/8" Bolts	89.95
FEA513BA	7910 8210 Tw15 Tw25 Tw35 All W/ Single Pulley 5 5/8" Dia Impeller Dia 4 11/16" Dia Mounts W/ 5/16" & 7/16" Bolts	104.95
FFA513AA	5110 5510 5610 6610 6710 7610 7710 All W/ Threaded Single Pulley	106.95
FFA513HH	5110 5510 5610 6410-6810 7610 7710 All W/ Threaded Dbl Pulley	120.95

Heaters



Part #	Application	Watts	Price \$
3100087	134,172,192 Engine 2.06" Frost Plug	600	49.95
3200004	2000 Thru 6000 Up To 1967 1-3/4" Rad Hose	600	32.95
3100065	3000 Thru 9000 1968-1970 1-3/4" Frost Plug	600	30.11
3100112	3000 Thru 9000 1971 & Later, 401 6 Cyl (Bsd666) 1-1/2" Frost Plug	750	64.65

COOLING SYSTEMS

Radiators



Part #	Application	Wt	Cap #	Price \$
8N8005H	2N 9N 8N	25	2115	190.95
C5NN8005ABH	NAA JUBILEE 600-900 2000	32	211	247.73
D8NN8005PAH	ALL GAS & DSLs (ABOVE 1965 W/ OIL COOLER) INCL MODELS 2000-5000 2100-5100 2600-6600 2610-6610	25	211	279.98
C7NN8005EH	5000 5100 5600 6600 ALL GAS & DSL	25		301.45
E3NN8005AD15MH	TW5 TW10 8530 8630	TRUCK		706.68
E3NN8005BD15MH	TW15 TW20	TRUCK		753.69
E3NN8005CE15MH	TW30 TW35 8830	TRUCK		753.69
E7NN8005BAH	6810 7610 7710 7810	33		455.20
SBA310100431H	1110 1210 1310	20		538.35
SBA310100291H	1510 1710	20		250.85

Radiator Hoses

Lower Radiator Hoses

Part #	Application	Price \$
312588H	2N, 8N below SN263843 9N	6.36
8N8286H	8N above SN263844	6.75
312588H	NAA 600 700 800 900 2000 4000 '39-'64	6.36
C5NN8286BH	2000 - 4000 GAS 1965->	6.65
C5NN8286BH	2000 - 4000 DSL 1965->	6.65
C5NN8286CH	5000 5100 5600 5900 7000 7100 7600	6.55
D8NN8B298ABH	TW5 TW15 TW25 TW35	6.95
D8NN8B274ABH	TW10 TW20 TW30	8.75

Upper Radiator Hoses

Part #	Application	Price \$
2N8260H	2N, 8N below SN263843 9N	4.25
2N8260H	8N above SN263844	4.25
NAA8260BH	NAA 600 700 800 900 2000 4000 '39-'64	3.12
C5NN8260DH	2000 - 4000 GAS 1965->	8.55
D5NN8260DH	2000 - 4000 DSL 1965->	5.95
D5NN8260DH	5000 5100 5600 5900 7000 7100 7600	5.95
E3NN8333AAH	TW5 TW15 TW25 TW35	15.55
D8NN8260BBH	TW10 TW20 TW30	19.44



Radiator Caps Original Style

weigh approx. 1 lb.

Part #	Application	\$
2N8100AH	2N 8N Late 9N All Wing Style In Black	8.50
2N8100ACH	2N 8N 9N Late All Wing Style Chrome Plated	15.95



Fan Blades & Assemblies

Part #	Application	Price \$
D3NN8600AH	6610, 6710, 7700 - 7 BLADE	85.74
D5NN8600GH	TW10, TW20, TW30 ALL WITH A/C 9700 (8/1976-1978)	171.65
D0NN8600AAH	2000 2100 2600 3000 3600 4100 4110 4600 4610 5000 5100 6 BLADE	27.95

Fan Belts

Part #	Application	Price \$
8N8620H	2N, 9N, 8N 41-3/8" LONG	10.15
9N8620B3H	2N, 9N, 8N 46-1/8" LONG	11.18
D4NN10C318AH	All 3 & 4 CYL. EXPT 7000	10.90
C7NN8620AH	8000, 9000, 8200, 8600, 9200, 9600	5.45
D6NN8620BH	8700, 9700, TW5 Thru TW35	6.95

Ford

FILTERS

Filters weigh approx. 2 lbs.



Air

Part #	Application	Style	Price \$
PA3491	6640, 7740, 8240, 8340	Outside	76.74
PA3492	Same as above	Inside	58.87
PA2587	5600, 5610, 5700, 6600	Outside	53.61
PA2588	Same as above	Inside	33.78
PA3761FN	1720, 1910, 1920, 2110, 2120	Air	34.88
PA2944FN	1520, 1620, 1710	Air	33.89
PA2331	3400, 3500, 3550, 420	Outside	33.83
PA2353	6500-6700, 7000-9000	Cab	40.93
PA2587	2310-2910, 3230-3930, 3610-5610, 5600-6600, 250C, 260C, 5700, 6700	Outside	53.61
PA2588	Same as above	Inside	33.78
PA2569	TW20, 8630, 9700	Outside	99.28
PA2435	Same as above	Inside	43.88
PA2431	TW5, TW10, 4010, 5100, 5200, 6610, 7000, 7100-7700, 7610-7910, 8200, 8400, 8600	Outside	44.18
PA2432	Same as above	Inside	33.66
PA2620	TW25, TW30, TW35, 8730, 8830	Outside	94.54
PA2621	Same as above	Inside	49.86
PA3655	8670-8970	Outside	85.39
PA3656	Same as above	Inside	41.71
PA2509	FW20 w/ V555 & VT555, FW30 & FW40 Both w/ V903 & VT309	Outside	86.75
PA2510	Same as above	Inside	49.55

Coolant

Part #	Application	Style	Price \$
BW5071	FW20-FW60, TW5-TW35, 3230, 3430, 8530-8830	Spin On	11.80
BW5074	8670-8970	Spin On	23.36

Fuel

Part #	Application	Style	Price \$
PF7545	1000,1000-1600, 1020-1720, 1110-1710, 1120-1720, 1215-1715, 1300, 1500, 1600	Element	7.92
PF717	1900, 1910, 1920, 2110, 2120, 3415		9.29
BF587D	5640, 6640, 7530, 7740-8340		11.61
BF825	2000-9000, 9600, 9700, 2100-8200, 2610-7710, 9260	Can	6.20
BF884	TW5-TW35, 8530-9030, 6610, 7610, 7810, 7910, 8210	Can	13.28
BF838F2	601D-901, 700, 900	Can	13.88
BF957D	FW20 w/ Cummins V555 & VT555, FW30 & FW40 w/ Cummins V903 & VT903, 9280-9880	Spin On	9.36
BF1212	9280-9880	Spin On Separator	15.09

Oil


Part #	Application	Style	\$
P40	2n, 8n, 9n	Element	8.53
P47	2100-5100, 8000-9700	Element	10.29
B2	334, 2100, 3900, 4400, 4500, 5700	Spin On	5.34
P41	800, 8000, 9000, 9600	Bypass Element	10.17
BT267	7000-7700	Spin On	9.42
B336	7000, 7610, 7700, 9030	Spin On	12.54
B166	1100, 1200, 1110, 1510	Element	8.62
B-74	1320-1920, 1710, 1715	Element	9.49
BT343	TW5-TW25, 8210, 8530-8730, 9600, 9700	Spin On	23.54
BT355	TW30, TW35, 8830	Spin On	11.26
B7009	5640, 7740, 7840, 8240, 8340	Spin On	14.22

Hydraulic

Part #	Application	Style	\$
BT839	3120, 3400, 3500		7.21
BT354	2310, 3610, 4610, 6610,	Spin On	11.84
PT548	TW5-TW35, 2100-8830	Pwr Str Element	8.22
BT342	TW5-TW35, 5000, 5100, 5200, 7000, 7100, 7200, 8000, 8200, 8400, 9000	Spin On	13.20
BT424	Replaces D8NNM903FA, 8000, 8600, 8700, 9000, 9600, TW5-TW20	Spin On	21.30
BT425	Replaces D8NNM903EA, TW25-TW35	Spin On	42.29

IT Shop Manuals

Part #	Description	Price \$
FO-4	Series 2N, 8N, 9N	23.95
FO-19	Model NAA (including the Golden Jubilee)	23.95
FO-20	Series 501, 600, 601, 700, 701, 800, 801, 900, 901, 1801, 2000 (4-Cyl.), 4000 (4 Cyl.)	23.95
FO-31	Series 2000 (3-Cyl.), 3000 (3-Cyl.), 4000 (3-Cyl.). Covers Models Prior To 1975	23.95
FO-41	Models 2310, 2600, 2610, 3600, 3610, 4100 (After 1974), 4110, 4600, 4610 (Prior To 1984), 4600SU, 4610SU (Prior To 1984)	23.95
FO-42	Series 5000, 5600, 5610, 6600, 6610, 6700, 6710, 7000, 7600, 7610, 7700, 7710	23.95
FO-43	Models 2810, 2910, 3910	23.95
FO-44	Models 1100, 1110, 1200, 1210, 1300, 1310, 1500, 1510, 1700, 1710, 1900, 1910, 2110	23.95
FO-45	Models TW-5, TW-15, TW-25, TW-35	23.95
FO-46	Models 1120, 1220, 1320, 1520, 1720, 1920, 2120	23.95
FO-47	Models 3230, 3430, 3930, 4630, 4830	23.95
FO-48	Models 5640, 6640, 7740, 7840, 8240, 8340	23.95



Models Fordson Dexta, Fordson Super Dexta, 2000 Super Dexta, New Performance Super Dexta

- Models Fordson Major Diesel (FMD), Fordson Power Major (FPM), Fordson Super Major (FSM), New Performance Fordson Super Major (New FSM), 5000 Super Major
- Series 6000, Commander 6000
- Series 1000, 1600
- Series 8000, 8600, 8700, 9000, 9600, 9700, TW-10, TW-20, TW-30

Part #	Price \$
FO-201	33.95

Service, Parts, Owners Manuals

Part #	Application	# Pages	Type	Price \$
FO8NP	2N, 8N, 9N	228	Parts	53.95
FO8NS	2N, 8N, 9N	147	Service	49.95
FO2000P	62-64 4 cyl. 2000, 4000	580	Parts	162.95
FO2000S	62-64 4 cyl. 2000, 4000	430	Service	91.95
FO3000P	3000, G & D, 3 cyl	1001	Parts	334.95
FO3000S	3000, G & D, 3 cyl 65-75	763	Service	168.95
FO600S	All 600, 700, 800, 900	428	Service	91.95
FO600P	All 600, 700, 800, 900	580	Parts	162.95

MANUALS • MANUALS • MANUALS

MANUALS • MANUALS • MANUALS

John Deere

ENGINE COMPONENTS

Overhaul Kits

Everything you need to Complete Either an In Frame or Major Overhaul including Wrist Pins and Overhaul Gasket Sets. Most of our Kits have Complete Gasket Sets not just a Pan Gasket. All Kits contain complete Cylinder Kits. Connecting Rod Bearings & connecting Rod Bolts. Main Bearings set including Thrust Bearing. Complete Gasket Head Set

In Frame Kits Include:

- Viton Liner O Rings that stay pliable and resilient even after thousands of hours
- Teflon Rear Main Seals with a Wear Ring (Out of Frame Kits)
- Induction Hardened Liners on High Horsepower Engines
- Plasma Coated Moly Rings for Improved Wear
- Pistons with Hi-Resist Inserts for Positive Ring Environment and Long Life



IN FRAME KIT

Major Overhaul Kits Include In Frame Kit PLUS:

- Connecting Rod Bushings
- Cam Bushings
- Front and Rear Main Seals
- Cup Plug for Camshaft

MAJOR KIT

Part #	Application	Engine Serial #	Engine Size	Price \$
IF239	2350, 2355, 2550, 2555		4.239	732.89
IF276SP	2630, 2640	*1.38 Pin dia.	4.276	CALL
IF276LP	2630, 2640	*1.62 Pin dia.	4.276	CALL
IF329E	4030 Early	To 277549 - 1.119 Pin dia.	6.329E	1156.53
IF329L	2840, 4030 (L)	Above 277549 - 1.62 Pin dia.	6.329	1002.95
IF359	2940, 2950, 2955, 3150, 3155		6.359	CALL
IF201	3010 Gas		201	725.95
IF270E	3010, 3020 Diesel (E)	To 123000	4.27	702.30
IF270L	3020 (L)	Above 123000	4.27	751.91
IF301	4010 Gas		6.301	1078.30
IF404E	4010, 4020 (E)	To 214999	6.404	964.70
IF404M	4020 (M)	From 215000 to 335845	6.404	1086.75
IF404L	4000, 4020 (L)	Above 335845	6.404	1031.68
IF404L	4040, 4230	Above 335845	6.404	1031.68
IF466	4050, 4240	*	6.466	1244.25
IF404TAE	4320, 4520, 4620	To 335845	6.404T	1055.25
IF404TAL	4430, 4630	Above 335845	6.404T	1058.40
IF466TAE	4440, 4640, 4840	To 253372	6.466T	1110.38
IF466TAL	4250, 4450, 4650, 4850	*Above 67685, Above 253373	6.466TA	1244.25
IF466TAL	8430, 8440	*	6.466T	1244.25
IF531	5020, 6030	*	6.531D	2088.59
IF531A	6030, 7520, 5200, 5400		6.531A	1670.30
IF619E	8630, 8640, 8650	To 33814	6.619T	1702.26
IF619M		From 33815-49059	6.619T	1535.63
IF619L		Above 49059	6.619T	1472.63
IF076E	4050, 4255, 4455	Early to 499999	6.076E	1519.20
IF076L	8100, 9500, 9600	Late 500000 and above	6.076L	1765.25

Part #	Application	Engine Serial #	Engine Size	Price \$
OH239	2350, 2355, 2550, 2555		4.239	837.29
OH276SP	2630, 2640	*1.38 Pin dia.	4.276	CALL
OH276LP	2630, 2640	*1.62 Pin dia.	4.276	CALL
OH3291E	4030 Early	To 277549 - 1.119 Pin dia.	6.329E	1197.32
OH329L	2840, 4030 (L)	Above 277549 - 1.62 Pin dia.	6.329	984.38
OH359	2940, 2950, 2955, 3150, 3155		6.359	CALL
OH201	3010 Gas		201	N/A
OH270E	3010, 3020 Diesel (E)	To 123000	4.27	769.55
OH270L	3020 (L)	Above 123000	4.27	810.35
OH301	4010 Gas		6.301	1117.50
OH404E	4010, 4020 (E)	To 214999	6.404	1046.28
OH404M	4020 (M)	From 215000 to 335845	6.404	1141.88
OH404L	4000, 4020 (L)	Above 335845	6.404	1171.80
OH340	4000, 4020 Gas	To 200999	6.34	1033.50
OH404L	4040, 4230	Above 335845	6.404	1171.80
OH466	4050, 4240	*	6.466	1291.50
OH404TAE	4320, 4520, 4620	To 335845	6.404T	1327.41
OH404TAL	4430, 4630	Above 335845	6.404T	1197.00
OH466TAE	4440, 4640, 4840	To 253372	6.466T	1291.50
OH466TAL	4250, 4450, 4650, 4850	*Above 67685, Above 253373	6.466TA	1307.25
OH466TAL	8430, 8440	*	6.466T	1307.25
OH531	5020, 6030	*	6.531D	2145.54
OH531A	6030, 7520, 5200, 5400		6.531A	1777.23
OH619E	8630, 8640, 8650	To 33814	6.619T	1862.13
OH619M		From 33815-49059	6.619T	1748.25
OH619L		Above 49059	6.619T	1645.88
OH076E	4050, 4255, 4455	Early to 499999	6.076E	1682.16
OH076L	8100, 9500, 9600	Late 500000 and above	6.076L	2118.48

Please Supply Engine Model, Serial #, Block # and Connecting Rod #

JD 2-Cylinder Rebore Kits

Includes: 2 pistons, 2 ring sets, 2 wrist pins

Part #	Application	Bore	Size	Wt	Price \$
R2457890	A TO SN 584,000	5-1/2"	STD, 45, 90,125	20	491.69
SP126	A SN 584,000 UP, 60	5-1/2"	STD, 45, 90,125	20	431.35
R3417890	B SN 96,000-201,000	4-1/2"	STD, 45, 90,125	20	369.03
SP132	B SN 201,000 UP, 50	4-11/16"	STD, 45, 90,125	20	299.65
R342124	D	6-3/4"	STD, 45, 90,125	25	808.82
SP128	G SN 13,000 UP	6-18"	STD, 45, 90,125	25	499.95
SP125	H	3-9/16"	30, 60, 90	20	293.50
SP338	M, 320, 40, 330	4"	STD, 45, 90,125	15	270.65
SP327	420, 430, 440	4-1/4"	STD, 45, 90,125	15	297.95
SP144	520, 530	4-11/16"	STD, 45, 90, 125	20	377.61
SP145	620, 630	5-1/2"	STD, 45, 90,125	22	549.95
R373985	70 GAS	5-7/8"	STD, 45, 90,125	22	525.00
R44378940	720-730 GAS	6"	STD, 45, 90,125	25	625.00
SP147	70, 720, 730 DIESEL	6-1/8"	STD, 45, 90,125	30	674.95
SP350	80,820,830 DIESEL	6-1/8"	STD, 45, 90,125	30	802.50



John Deere

ENGINE COMPONENTS

Sleeve and Piston Assemblies

Gas



Part #	Application	Engine	Price \$
SL2279	3020 Tractor Ser #122999 ↓	4.227G	186.04
SL2279	4000, 4020 Ser #200999 ↓	6.340G	186.04
SL2084	3010 Gas	4.201G	150.46

• Most Aluminum Pistons contain Ni-Resist inserts to prolong ring groove life in top or top and second ring grooves.

• Sleeves have a fire-wall design to protect head gaskets from high temperatures.

Diesel

Part #	Engine	Block/Connecting Rod #	Engine Serial #	Price \$
AR71593H	219 Mid	ROD # R81410 T20005	Below 275,483 Mid	173.14
AR71593H	329 Mid	ROD # R81410 T20006	Below 277,549 Mid	173.14
AR71593H	164 Mid	ROD # R81410 T20004	Below 179,601 Mid	173.14
AR78041H	164 Late	ROD # R51727	Above 179,602 Late	167.38
AR78041H	219 Late	ROD # R51728	Above 275,484 Late	167.38
AR78041H	329 Late	ROD # R51729	Above 277,550 Late	167.38
RE30250H	179D, 239D, 359D, 30290, 4039D, 6059D	ROD # R51727 R80034		195.62
RE33115H	179T, 239T, 359T, 3029T, 4039T, 6059T	ROD # R58979 R80032 R113612		201.52
RE19831H	276D Small Pin	ROD # R54617		189.69
RE19833H	276D Large Pin	ROD # R56187		185.95
RE19832H	276T	ROD # R56187		200.16
RE23173H	270D Early	BLOCK # R26160 R32020 R40850 R46385	Below 280000	198.32
RE23170H	270D Rep Block	BLOCK # R46350 R46460 R40910	Below 280000	202.98
RE23165H	270D Late	BLOCK # R40620 R40700 R47520 R45950 R48430 R50610 R72127	Above 280001	193.41
RE23173H	404D Early	BLOCK # R20670 R33180 R34340 R40890 R40900	Below 214999	198.32
RE23170H	404 Rep Block	BLOCK # R40930	Below 214999	202.98
RE23165H	404 Mid	BLOCK # R40610 R43310 R45980 R47020 R47110 R47170 R48440	215000 to 335845	193.41
RE23160H	404 Late	BLOCK # R49470 R49650 R59850 R72128	Above 335846	193.41
AR51798H	404T, 404A	BLOCK # R43310 R45980	Below 335845	212.66
AR63272H	404T 404A	BLOCK # R49470 R49650 R59850 R72128	Above 335846	205.55
AR83610H	466D	ROD # R41423 R5882 R66922		221.24
AR72079H	466T, 466A Early	ROD # R57303 R67320	466T Below 253372 Above 67674 466A	238.56
AR100646H	466T 466A Late	ROD # R71074	466T Above 253373 Above 67675 466A	245.73
AR100960H	466A	ROD # R71074	233593 to 317858	245.73
RE48739H	6076 Early	ROD # R71075	Below 499999	270.53
RE60294H	6076 Late	ROD # R71076	Above 500000	270.53
AR84089H	619 Early	ROD # R57484 R66925	Below 33814	335.45
RE20291H	619 Mid	ROD # R63959	33815 to 49059	321.21
RE40476H	619 Late	BLOCK # R75394 R87552 R88217	Above 49060	330.85

Piston Rings

Part #	Application	Bore	Engine	# Rings	Compression Width	Oil Width	\$
5835KX**	1010 GAS	3.5	115G	4	3/32	3/16	48.11
5504KX**	1010GAS, 1010DIESEL, 2010GAS	3.625	145, 217	4	3/32	3/16	30.97
AR70633H*	2020, 2510	3.859	180GAS	3	3/32	.196	22.32
AR70633H*	2520, 3300, 6600 EARLY	3.859	202G, 303G	3	3/32	.196	22.32
15092422**	M, MT	4	JD 2 CYL	4	3-3/32, 1-1/8	1-1/4	78.32
5834KX	3010G, 4010G	4	301 GAS, 2	5	3/32	2-1/4	57.87
AR55759H*	152OD, 203D, 3300D, 6600D, 1530D	4.0157	3.164D, 6.	3	1-.124, 1-.0945	.1956	35.52
RE66820H*	2630, 2640	4.1929	4.276	3	1-.124, 1-3/32	.136	32.25
15120422	B	4.25	JD 2 CYL	4	4-11/16	4-3/16	130.43
S40649*	420, 430 GAS	4.25	113G	4	3/32	1/4	27.28
S40649*	4020 TO 200999 3020 TO 122999, 4000	4.25	4.227G,6.	4	3/32	1/4	27.28
AR55630SH*	4020 TO 200999	4.25	4.270D,6.	3	1-1/8, 1-3/32	1/4	77.44
S40649*	3020G, 4000G, 4020G, 3020G 123000UP	4.25	4.241G,6.	3	3/32	3/16	27.28
AR51741H*	4320D, 4520D, 4620D, 7020D, 4430D, 4630D, 7700	4.25	6.404A, ^.	3	5/32	3/1	34.32
AR65502H*	4040D, 4230, 7700, 422365UP	4.25	6.404D	3	1-1/8, 1-3/32	3/16	41.03
2C7733H	B 60001 TO 200, 999, 4240, 4440, 4640, 4650	4.5	JD 2 CYL	4	3/92	3/16	86.95
RE48380H*	4850, 4840, 8430, 8440, 8450	4.5626	6.466A,6.	3	5/32	3/16	44.24
AR87753H*	6620, 4240	4.5625	6.466D	4	2-5/32, 1-3/32	3/16	52.32
2C4965	B, 50	4.6875	190	5	4-3/16	5/16	119.75
1486695H	520, 530	4.6875	190	6	1/8	2-1/4	126.62
AR53226H*	6030, 5020, 7520	4.75	631A, 631D	3	5/32	3/16	63.11
AR82355H*	8630, 8640, 8650, 8450,	5.125	619t	3	5/32	3/16	55.51
S40244*	A, AN, AW, AR, AO	5.5	JD 2 CYL	5	3/8	5/16	45.95
17759422	A, AN, AW, AR	5.5	JD 2 CYL	5	3-3/16	1-5/16	169.37
15176422	620, 630	5.5	JD 2 CYL	7	4-1/8	2-1/4	164.45



*1 Cylinder Set
**2 Cylinder Set

ENGINE

John Deere

ENGINE COMPONENTS


Gasket Sets




Oil Pan

JD Tractors

Part #	Model	\$
OS20762	M 40 320 330	8.56
OS20762	420 430 440	8.56
OS30559A	2030, 2510, 2520 w/180 Gas	16.92
OS30559A	2020, 2510, 2520 w/202 Diesel	16.92
OS30559A	2020, 2520, 2030, 2440 w/219 Diesel	16.92
OS32159	2630, 2640 w/4-276 Diesel	11.99
OS20841	2040, 2150, 2240, 2255 w/3-179 Diesel	11.55
OS32159	2350, 2550 w/4-239 Diesel	11.99
OS32159	2750 w/4-239 Turbo	11.99
OS32159	2755 w/4-276 Turbo	11.99
OS30037A	3010, 3020 w/201 Gas	20.58
OS21580	3010, 3020 SN 122,999 below w/270 Diesel	15.93
OS21580	3020 SN above 123,000 w/270 Diesel	15.93
OS30070	4000, 4020 w/360 Gas	19.35
OS30070	4000, 4010, 4020 w/340 Gas	19.35
OS30070	4010, 4020 SN Below 214,999 w/6-404 Diesel	19.35
OS30070	4020 SN Above 215,000 w/6-404 Diesel	17.90
OS30478C	2840, 4030, 4230 w/329 Diesel	21.84
OS30478C	2950, 2955, 3055, 3150, 3255 w/359 Diesel	21.84
OS30070	4040, 4230 w/6-404 Diesel Early	19.35
OS30070	4040, 4230 w/6-404 Diesel Late	19.35
OS30070	4040, 4240, 4050 w/6-466 Diesel	19.35
OS30070	4320, 4430, 4520, 4620, 4630 w/6-404 Turbo	19.35
OS30070	4440-4840, 4250-4850, 8430, 8440 w/6-466 Tur.	19.35



OS20841



OS30559A



OS21580


JD Combines

Part #	Model	\$
OS30478C	4420, 4400, 6600 w/6-329 Diesel	21.84
OS30070	6600 Sidehill, 7700 Turbo w/6-404T	19.35
OS30070	6620, 7720, 8820 w/6-466 Turbo	19.35

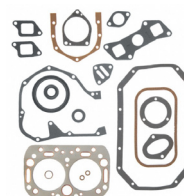
Overhaul/Conversion

JD Tractors


Part #	Model	Price \$
FS7380S	A AH AN To SN 487,999	146.50
FS77441	A AH AN AW SN 488,000-583,999	98.64
FS7513S	B BN BW SN 96,000-200,999	81.40
FS1866X	M 40 320 330	60.95
FS3126	420 430 440	60.35
FS3023	50	66.67
FS7513S	520 530	81.40
FS7738B	60	187.63
FS3049	70 Gas	6612
CS8322	2030, 2510, 2520 w/180 Gas	158.74
CS8322	2020, 2510, 2520 w/202 Diesel	158.74
CS8322	2020, 2520, 2030, 2440 w/219 Diesel	158.74
CS8322	2630, 2640 w/4-276 Diesel	158.74
CS8322	2550, 2750 w/4-239T Diesel	158.74
CS3800	2040, 2150, 2240, 2255 w/3-179 Diesel	99.95
CS3800	2350, 2550 w/4-239 Diesel	99.95
CS3800	2750 w/4-239 Turbo	99.95
CS3800	2755 w/4-276 Turbo	99.95
FS7936PT	3010, 3020 w/201 Gas	259.22
FS7936PT1	3010, 3020 SN 122,999 below w/270 Diesel	267.85
CS8428	3020 SN above 123,000 w/270 Diesel	42.37
CS8400	4000, 4020 w/360 Gas	64.24
FS7937PT	4000, 4010, 4020 w/340 Gas	N/A
FS7937PT1	4010, 4020 SN Below 214,999 w/6-404 Diesel	N/A
CS8400	4020 SN Above 215,000 w/6-404 Diesel	64.24
CS9223	2840, 4030, 4230 w/329 Diesel	194.65
CS9223	2950, 2955, 3055, 3150, 3255 w/359 Diesel	194.65
FS7937PT1	4040, 4230 w/6-404 Diesel Early	N/A
CS3898	4040, 4230 w/6-404 Diesel Late	34.23
CS9160	4040, 4240, 4050 w/6-466 Diesel	185.70
CS84242	4320, 4430, 4520, 4620, 4630 w/6-404 Turbo	123.43
CS9160	4440-4840, 4250-4850, 8430, 8440 w/6-466 Tur.	185.70
CS3292	5010, 5020, 6030, 7520 w/6-531 Turbo	N/A
CS8613	5020, 6030, 8630, 8640, 8650 w/6-619 Turbo	123.60



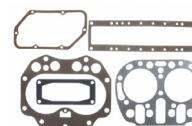
FS7380S



FS1866X



FS3126



CS8400



CS3049



CS9160



CS3800



CS3898

JD Combines

Part #	Model	\$
CS9223	4420, 4400, 6600 w/6-329 Diesel	194.65
CS3898	6600 Sidehill, 7700 Turbo w/6-404T	34.23
CS9160	6620, 7720, 8820 w/6-466 Turbo	185.70

John Deere

ENGINE COMPONENTS

Gasket Sets




Valve Cover

JD Tractors



VS50012R



VS38126

Part #	Model	Price \$
A1575R	A Unstyled Above 41,000	26.73
A1575R	AAH AN To SN 487,999	26.73
A1575R	AAH AN AW SN 488,000-583,999	26.73
A1575R	A Above SN 584,000	26.73
B1498R	B BN BW Unstyled to SN 59,999	26.73
B1498R	BO BR to SN 328,999	26.73
B1498R	B BN BW SN 96,000-200,999	26.73
B1498R	B Above SN 201,000	26.73
F129R	G SN 61,000-70,999	26.73
F129R	G SN 71,000	26.73
VS37549	M 40 320 330	8.95
VS37083	420 430 440	5.25
B3221R	50	26.73
B3722R	520 530	29.16
A5650R	620 630	29.16
F1179R	70 Gas	26.73
F1898R	70 Diesel Above SN 7017500	26.73
F2554R	720, 730 Gas Above SN 7200000	26.73
F1898R	720 730 Diesel SN 7200000-7214899	26.48
R2606R	80 820 830 Diesels	26.73
VS38126	2630, 2640 w/4-276 Diesel	13.35
VS38126	2350, 2550 w/4-239 Diesel	13.35
VS38126	2750 w/4-239 Turbo	13.35
VS38126	2755 w/4-276 Turbo	13.35
VS38126	3010, 3020 w/201 Gas	10.95
R49865H	3010, 3020 SN 122,999 below w/270 Diesel	6.97
R49865H	3020 SN above 123,000 w/270 Diesel	6.97
VS50012R	4000, 4020 w/360 Gas	13.73
VS50012R	4000, 4010, 4020 w/340 Gas	13.73
VS50012R	4010, 4020 SN Below 214,999 w/6-404 Diesel	13.73
VS50012R	4020 SN Above 215,000 w/6-404 Diesel	13.73
R75728H	2840, 4030, 4230 w/329 Diesel	21.40
R75728H	2950, 2955, 3055, 3150, 3255 w/359 Diesel	21.40
VS50012R	4040, 4230 w/6-404 Diesel Early	13.73
VS50012R	4040, 4230 w/6-404 Diesel Late	13.73
VS50012R	4040, 4240, 4050 w/6-466 Diesel	13.73
VS50012R	4320, 4430, 4520, 4620, 4630 w/6-404 Turbo	13.73
VS50012R	4440-4840, 4250-4850, 8430, 8440 w/6-466 Tur.	13.73

JD Combines

Part #	Model	\$
R75728H	4420, 4400, 6600 w/6-329 Diesel	21.40
VS50012R	6600 Sidehill, 7700 Turbo w/6-404T	13.73
VS50012R	6620, 7720, 8820 w/6-466 Turbo	13.73


Valve Grinding

JD Tractors

Part #	Model	Price \$
RE524131	A Unstyled Above 41,000	267.51
RE524329	AAH AN To SN 487,999	251.45
HS1699S	AAH AN AW SN 488,000-583,999	45.29
RE524329	A Above SN 584,000	251.45
RE526784	B BN BW Unstyled to SN 59,999	192.60
RE526784	BO BR to SN 328,999	192.60
HS7513S	B BN BW SN 96,000-200,999	56.18
RE524332	B Above SN 201,000	203.30
RE524064	G SN 61,000-70,999	251.45
RE524065	G SN 71,000	304.96
HS1866	M 40 320 330	32.03
HS3126	420 430 440	32.25
HS3023	50	44.59
HS3132	520 530	69.66
HS7738B	60	99.85
HS3134	620 630	68.51
HS3049	70 Gas	48.35
RE524072	70 Diesel Above SN 7017500	133.75
RE524407	720, 730 Gas Above SN 7200000	278.19
RE524072	720 730 Diesel SN 7200000-7214899	133.75
RE524137	80 820 830 Diesels	278.19
HS8027B	2030, 2510, 2520 w/180 Gas	91.09
HS8027B1	2020, 2510, 2520 w/202 Diesel	105.99
HS8604SB	2020, 2520, 2030, 2440 w/219 Diesel	125.39
HS8604SB	2630, 2640 w/4-276 Diesel	125.39
HS8604SB	2550, 2750 w/4-239T Diesel	125.39
HS3506W	2040, 2150, 2240, 2255 w/3-179 Diesel	49.65
HS3900	2350, 2550 w/4-239 Diesel	63.95
HS3900	2750 w/4-239 Turbo	63.95
HS3900	2755 w/4-276 Turbo	63.95
HS7936PT	3010, 3020 w/201 Gas	CALL
HS7936PT1	3010, 3020 SN 122,999 below w/270 Diesel	CALL
HS8429SB	3020 SN above 123,000 w/270 Diesel	CALL
HS8400SB	4000, 4020 w/360 Gas	CALL
HS7937PT	4000, 4010, 4020 w/340 Gas	CALL
HS7937PT1	4010, 4020 SN Below 214,999 w/6-404 Diesel	CALL
HS8424SB4	4020 SN Above 215,000 w/6-404 Diesel	CALL9
HS9223B	2840, 4030, 4230 w/329 Diesel	163.23
HS9223B	2950, 2955, 3055, 3150, 3255 w/359 Diesel	163.23
HS7937PT1	4040, 4230 w/6-404 Diesel Early	CALL
HS3887	4040, 4230 w/6-404 Diesel Late	87.95
HS9160PT	4040, 4240, 4050 w/6-466 Diesel	145.42
HS8424SB5	4320, 4430, 4520, 4620, 4630 w/6-404 Turbo	CALL
HS9160PT	4440-4840, 4250-4850, 8430, 8440 w/6-466 Tur.	145.42
HS3862	5010, 5020, 6030, 7520 w/6-531 Turbo	103.03

JD Combines

Part #	Model	\$
HS9223B	4420, 4400, 6600 w/6-329 Diesel	163.23
HS3887	6600 Sidehill, 7700 Turbo w/6-404T	85.68
HS9160PT	6620, 7720, 8820 w/6-466 Turbo	145.42



HS8424SB4



HS1699S



HS3126



HS3023



HS3049

ENGINE

John Deere

ENGINE COMPONENTS

Main Bearings

Part #	Application	Fits	Price \$
4344M	1010 GAS To Ser #31000	115G	102.08
4344M	1010 Gas Ser #31001 up	115G	105.14
4344M	2010 GAS To Ser #29000	145, 217 Gas	105.14
MS873AL	2010 Ser #29001 up 2020, 2510	180GAS	87.95
4003M	40, 320, 330, 435, 420, 430, 440		114.21
MS873AL	2520, 3300 Combine	202G	87.95
4670M	4030, 6000 Combine	303G	68.87
4003M	M, MT	2 CYL	114.21
MS839P	3010 Gas Block # R26150, R26160	201G	176.47
MS1528P	3020, 3010, GAS Block # R40910, R36350, R46430	201G	168.17
MS875AL	2630, 2640	4.276D	96.42
MS838P	4020, 4010 GAS Up to Ser #201000	6341G	72.55
MS1528P	4020, 4010 GAS Ser #201001 up	6.362G	168.17
MS875AL	4230, 1520D, 2030D, 3300D, 1530D	3.164D	96.42
MS873AL	1520G, 2030G, 3300G, 1530G	4.219G	87.95
MS1527P	3010 w/254 3020 w/270 w/ block # not below	4.270D	150.95
MS837P	3010 w/254 3020 w/270 Block # R26150, R26160	4.270D	139.26
MS1529P	4010D Ser #215000 below, 4020D Ser #201000 below	6.404D	162.60
MS1529P	4010D Above Ser #215001, 4020D Above Ser #201001, 4000, 4040, 4240, 4430, 4520, 4620, 4630, 7700	6.404D, 6.404T, 6.404A	162.60
MS1529P	Engine 6.466A, 6.466T, 6.466TA		162.60
MS1624P	8630, 8640 3 pc. Thrust Main	6.619TA, 6.619A	238.65
MBK531H	5010	JD	300.64
MBK531H	6030, 5020, 7520 Lev	6.531A, D, TT	300.64
MS1624P	8630, 8640, 8650, 8450	619T	238.65
MS874AL	1020D, 2510D, 2020D, 202D	152D	84.95

Rod Bearings

Part #	Application	Fits	Price \$
CB637P	1010 GAS To Ser #31000	115G	13.25
CB637P	1010 Gas Ser #31001 up	115G	13.25
CB637P	2010 GAS To Ser #29000	145, 217 Gas	13.25
CB637P	2010 Ser #29001 up 2020, 2510	180GAS	13.25
CB468P	A Tractor		19.65
2180CP	B Tractor		26.79
CB436B	40, 320, 330, 435, 420, 430, 440		21.95
2180CP	50		26.79
CB468P	60		19.65
CB637P	2520, 3300 Combine	202G	13.25
CB759AL	4030, 6000 Combine	303G	13.72
CB669P	3010 Gas Block # R26150, R26160	201G	11.63
CB669P	3020, 3010, GAS Block # R40910, R36350, R46430	201G	11.63
CB1231AL	2630, 2640	4.276D	16.07
CB669P	4020, 4010 GAS Up to Ser #201000	6341G	11.63
CB669P	4020, 4010 GAS Ser #201001 up	6.362G	11.63
CB759AL	4230, 1520D, 2030D, 3300D, 1530D	3.164D	13.72
CB637P	1520G, 2030G, 3300G, 1530G	4.219G	11.95
CB669P	3010D Ser #049999 up, 3020D Ser #123000 below	4.270D	11.63
CB669P	3010D Ser #5000 up, 3020D Ser #123001 below	4.270D	11.63
CB669P	4010D Ser #215000 below, 4020D Ser #201000 below	6.404D	11.63
CB669P	4010D Above Ser #215001, 4020D Above Ser #201001, 4000, 4040, 4240, 4430, 4520, 4620, 4630, 7700	6.404D, 6.404T, 6.404A	11.63
CB1267P	Engine 6.466A, 6.466T, 6.466TA		14.15
CB1356P	8630, 8640 Flanged Main	6.619TA, 6.619A	29.25
CB1356P	8630, 8640 3 pc. Thrust Main	6.619TA, 6.619A	29.25
2755CP	520, 530	190	15.61
CB1225AL	5010	JD	18.63
CB1225AL	6030, 5020, 7520 Lev	6.531A, D, TT	18.63
CB1356P	8630, 8640, 8650, 8450	619T	29.25
CB759AL	1020D, 2510D, 2020D, 202D	152D	13.72

Connecting Rod Bolts



Part #	Description	Price \$
R66452H	Diesel Engines 4-270 6-404D 6-404T 6-466D 6-466T 6.076	5.80
R66453H	Diesel Engines 6-531A 6-531D 6-531T 6-619T	7.95
R66454H	Tractor Models 3010 3020 4010 4020 with Gas Engine Models 201 227 340 360, Tractor Models 1020 1520 2020 2030 2040 2240 2440 2510 2520 2630 2640 2750 2950 2955 and Engine Models 3-152D 3-164D 3-179D 4-202D 4-219D 4-239D 4-276D 4-329D 4-359D	15.78
*R74194H	Connecting Rod #s T20007 R51727 R58979	8.19
*R80033H	Connecting Rod #s R80032 R80034 R81410 R105011 R113612	4.45
*R74195H	Connecting Rod #s R54617 R56187	5.95

*SEE TRACTOR AND ENGINE MODEL LIST FOR ABOVE ROD BOLT APPLICATIONS

Rod Bushings

Part #	Application	Engine	Size	Price \$
3129YA20	3010, 3020	(201G)		13.93
3129YA20	3010, 3020	(270D)	1.3785 OD	13.93
R30939H	3010, 3020	(270D)	1.6285 OD	14.36
R55647H	2840, 4030	(329D)	ID. 1.370	13.95
T23471H	2840, 4030	(329D)	ID.1.178	11.00
R57450H	2630, 2640	(276D)		13.99
3129YA20	4010	(381D)	1.3785 OD	13.93
R30939H	4010, 4020	(381D/404D)	1.6285 OD	14.36
3129Y20	4020	(341 Gas)		10.86
3129Y20	4000, 4010, 4020	(404 D)		10.86
R42173H	4320, 4520, 4620	(404T)	ID.1.625	12.77
R42173H	4430 4630 7020	(404T)		12.77
R42173H	4040 4240 4440	(446D)	OD 1.8130	12.77
R60724H	Combine 6620 7720 8820	(466D)	OD 2.0622	10.50
3824YA20	4440 4640 4840	(466A/466T)	OD 2.0622	8.71
3824YA20	4450 4650 4850	(466A/466T)	OD 2.0622	8.71
3129Y20	4430, 4520T	(6404T)		10.86
3129Y20	4630, 7020	(6404T)		10.86
R74008H	7700 7800 8100	(6.076)		10.26
R74008H	8200 8300	(6.076)		10.26
R60197H	8630 8640 8650	(6619)		37.89

Reconditioned Rods with New Bushings

Part #	Application	Price \$
RA107R	A	CALL
RA2344R	A	341.50
RB1770R	B	329.35
RB5R	B	330.35
RF1047R	70 Gas	159.05
RF2432R	70 Diesel	CALL
RA4648R	60 Gas	CALL
RF2432R	720, 730 Diesel	CALL
RR26046R	3010, 3020, 4010, 4020 Gas	CALL
RR44257	3010, 3020, 4010, 4020 Gas	CALL
RR26047R	3010, 3020, 4010, 4020D	115.75
RR58880	3010, 3020, 4000, 4010, 4020, 4040, 4230	CALL
RR66923	4040, 4230, 4240, 4430, 4440, 4630	114.75
RR66922	4050, 4320, 4430, 4520, 4620, 4630, 7020	CALL
RR58879	4230	CALL
RR58882	4230, 4320, 4430, 4630, 4840	CALL
RR67320	4640, 4840, 8430, 8450	CALL
RR57303	4840, 8430, 8640	CALL
RR57484	8630	CALL



ENGINE

John Deere

ENGINE COMPONENTS

Camshaft



Part #	Application	Price \$
R71529H	JD 6.404 4010, 4020, 4430	199.95
R46427H	JD 4.270, 3010, 3020 Early	139.00
R42351H	JD 4.270 Engine 3020 Late	129.95
R82820H	All 202, 219, 239,276,4.039	139.00
R82821H	JD 4.239 Engine	CALL

Cam Engine Bearings

Part #	Application	Engine	Price \$
SH786S	(201G)	3010, 3020	20.95
SH786S	(270D)	3010, 3020	20.95
SH785S	(341 Gas)	4020	29.95
SH785S	(404D)	4000, 4010, 4020	29.95
SH785S	(466A)	4250 4450 4650 4850	29.95
SH785S	(466T/466AHC)	4250 4450 4650 4850	29.95
SH785S	(404T)	4320, 4520, 4620	29.95
SH785S	(404T)	4430, 4630, 4520, 7020	29.95
SH785S	(6466T)	4440, 4640, 4840	29.95
R87561H (Each)	(6.076 Diesel)	7700 7800 8100 8200 8300	13.10
SH785S	(6619)	8450, 8630, 8640, 8650	29.95

Lifter



Part #	Application	Price \$
R52773H	JD 4.270, 6.404, 3010,320,4010,4020,4430 mushroom	5.95
R26342H	JD 3010L, 3020E, 3010, 4010 gas, barrel style 1.25"	5.95

VALVE TRAIN

Exhaust Valve



Diesel

Part #	Application	Price \$
R79624H	152 164 179 202 219 239239T 276 303 329 359359T 359A 414T	11.19
R26123H	270 TO 157,001	14.13
R44175H	270 157002 - 280000	15.11
R43679H	270 280001 UP	29.09
R26123H	404 TO 82801	14.13
R44175H	404 82002 - 214999	15.11
R43679H	404 215000 UP	29.09
R43679H	404A, 404T TO 335845	24.92
R50357H	404A, 404T 335846 UP	28.27
R43679H	466 NON TURBO 466 TURBO	29.09
R45823H	531 NON TURBO	22.39
R63982H	619T	45.71
R84619H	6076	42.20

Gas

Part #	Application	Price \$
V3922	115, 145 GAS	20.06
V1634	201, 227 GAS 3010 3020E	17.20
V1634	301, 340 GAS 4010 4020E	17.20

VALVE TRAIN

Guide



Intake Valve

Diesel

Part #	Application	Price \$
R28654H	270 TO 157,001	3.89
R28654H	270 157002 - 280000	3.89
R26854H	270 280001 UP	3.89
R26854H	404 TO 82801	3.89
R26854H	404 82002 - 214999	3.89
R26854H	404 215000 UP	3.89
R53192H	531 NON TURBO	6.63
R53192H	6076	6.63

Gas

Part #	Application	Price \$
VG576	115, 145 GAS	4.80
VG606	201, 227 GAS 3010 3020E	3.36
VG606	301, 340 GAS 4010 4020E	3.36

Diesel

Part #	Application	Price \$
R79623H	152 164 179 202 219 239239T 276 303 329 359359T 359A 414T	10.83
R26124H	270 TO 157,001	13.80
R44174H	270 157002 - 280000	12.91
R43883H	270 280001 UP	32.81
R26124H	404 TO 82801	13.80
R44174H	404 82002 - 214999	12.91
R43883H	404 215000 UP	32.81
R43914H	404A, 404T TO 335845	21.81
R50358H	404A, 404T 335846 UP	15.29
R43883H	466 NON TURBO 466 TURBO	32.81
R42182H	531 NON TURBO	28.76
R75690H	619T	29.93
R84618H	6076	19.44

Gas

Part #	Application	Price \$
V1629	115, 145 GAS	12.48
V1635	201, 227 GAS 3010 3020E	11.67
V1635	301, 340 GAS 4010 4020E	11.67

Spring

Diesel

Part #	Application	Price \$
R26125H	152 164 179 202 219 239239T 276 303 329 359359T 359A 414T	3.49
R26125H	270 TO 157,001	3.49
R26125H	270 157002 - 280000	3.49
R26125H	270 280001 UP	3.49
R26125H	404 TO 82801	3.49
R26125H	404 82002 - 214999	3.49
R26125H	404 215000 UP	3.49
R26125H	404A, 404T TO 335845	3.49
R26125H	404A, 404T 335846 UP	3.49
R26125H	466 NON TURBO 466 TURBO	3.49

Gas

Part #	Application	Price \$
VS1430	115, 145 GAS	3.66

*Prices are subject to change without notice
Call to Verify Current Pricing*

John Deere

ENGINE COMPONENTS

Crankshafts



All Reground Crankshafts come with Main & Rod Bearings and are X-Rayed, Magnaflexed, Straightened and Stress Relieved. **These will have a Core Charge added to the Exchange Price listed.** All Cores must be Re-Buildable, not Broken. Splines & Keyways must be good and must be Re-Grindable, 30/30 Cores are not acceptable. Upon Receipt of Core, Refund will be issued. Have Casting # of your Crankshaft available when you call. Cranks with a * are new.

Part #	Application	Wt	Price \$
T23517T	2510 G/D 2020 2520 2030 2040 2440 2350 2550 2750 2555	92	615.95
R54501	2630 2640 Diesel	110	599.95
T23266	2840 2940 2950 4030 Diesel	115	708.95
R26530	3010 3020 Gas to SN 123000	90	624.95
R26560R	4010 4020 Diesel to sn 200999	150	1085.95
R40740R	4000 4020 Diesel above sn 201000 4320 4620 4230	150	1085.95
R35010R	5010 5020 6030 7520	225	1365.00
R56979R	4040 to sn 584114 4240 to sn 160279 4430 4630 4520 7020 4640 4840 4440 to 160129 8430 to 231857 8440 to 161132	140	1107.40
R63451R	4040 above 584115 4240 above 160280 4440 above 160130 4250 4450 4650 4850 8430 above 231858 8450	140	1023.35
AT18031*	3.152 3.164 3.179 Engines	75	550.00
AT18030H*	4.202 4.219 4.239 Engines	90	650.00
AR26428H*	4.270 Early Engines	100	1357.15
AR40485H*	4.270 Late Engines	100	1357.15
RE56792H*	4.276 Diesel	100	900.00
AT22652H*	6.303 6.329 6.359 Engine	125	CALL
AR26431H*	6.404 Early Engines	150	1500.00
AR96189H*	6.404 Late 6.466 Early Engines	150	1428.57
RE53422H*	6.466 Late Engines w/gear	150	1487.27
RE504639H*	6.8 Power Tech Engine	170	1714.29
RE53201H*	6076 w/gear RE53201	150	1500.00
RE53201H*	RE27312 RE63293	150	1500.00
RG23551H*	6076 Late w/gear	150	1500.00
AR92533H*	6.531 6.619 10.1L Engines	225	1928.57

Front and Rear Main Seals



Front Main Seals

Part #	Application	Price \$
62290H	M, 40, 420, 430	6.95
46289	440	7.95
SS47407	3010, 3020, 4000, 4020, 4320, 4520, 4620, 4230, 4430 All Diesel	15.95

Rear Main Seals

Part #	Application	Description	Price \$
63392	M, 40, 420, 430, 440		13.95
SS46829	3010, 3020, 4000, 4020, 4320, 4520, 4620, 4230, 4430 All Diesel	Rear Rubber	29.95
SS48172	Same as Above	Rear Teflon	30.95

Harmonic Balancers



Part #	Description	Price \$
AR58172H	4000,4010,4020 WO AC Single Groove Pulley	188.69
AR57241H	4230 4430 4630 4040 4240 4440 Combine 6600 W/404 6620 7700 7720	179.65
RE15018H	4050 4250 4450	220.31
RE57603H	8100-8400 >SN 010000	261.88

New Bare Heads



Part #	Application	WT	Price \$
AB311RH	B, BN, BR, BO UNSTYLED	50	468.95
AM239TH	M, MT, 40, 320, 330	40	389.95
AM3058TH	420, 430, 440 TO SN 448000	30	467.95

Remanufactured Heads

Always order heads by your casting number!
 • All heads are cleaned • Seats replaced as needed • All cracks repaired • Surface ground • New guides • Bare head, no valve, springs, etc.

Diesel

Casting #	Application	WT	Price \$
R26030-R32040-R34860-R40540	3010, 3020	95	533.33
R40560-R40690-R46090	4000	135	733.33
R26050 - R33250 - R34850	4020	135	733.33
R47320	4320, 4620, 7020	145	733.33
R43120 - R43920	4520	150	733.33
R35140 - R35146	5010	250	800.00
R40100 - R40400 - R41867	5020	250	800.00
R48270 - R86703	6030, 7520	250	800.00
R53220 - R55950	4030	125	733.33
R58044-R59849-R64730-R75641-R86701	4230, 4240	135	733.33
R50360	4430	145	733.33
R56853 - R59876 - R81615	4430, 4630	150	733.33
R61521	8430	250	733.33
R57425 - R63982 - R40366	8630	250	800.00
R57425 - R74124 - RR81234	8630, 8640	250	800.00
R86427	4455	250	733.33
R53200 - R50360	7700 W/404	145	733.33
R61521	7720, 8820	250	733.33
3T84 - 3T90T - 3T90J - 50T	850 950 1050 YAN.	45	466.67
F1958R	70	100	500.00
F3211R - F3511R (NO TUBES)	720, 730	100	487.50
F1306R - F1331R - R2703R	80, 820, 830	125	500.00
R49R (NO TUBES)	R	125	500.00
T15959T - T17514T	1010, 2010	85	566.67
T24755 - R55003 - RR58565	1020, 1520 3 CYL	75	533.33
R54560 - R54560 - T24756	1520, 2020, 2510 4 CYL	85	533.33

Gas

Casting #	Application	WT	Price \$
B357R-B1306R-B1784R	B EARLY	75	466.67
B2501R-B2871R	B LATE	75	466.67
A587-A2325-A3367-A4226	A	75	466.67
D280R-D1718R	D	95	466.67
F49R-F486-F551	G	75	466.67
H110	H	40	433.33
M56T-M1768T	M, MT, 40, 320, 330	40	433.33
M3995T-M3035T	420, 430	40	374.40
B3204R	50	50	433.33
B3741R	520	50	433.33
A4625R	60	60	374.40
A5621R, A5810R	620, 630	60	466.67
F1215R	70	70	433.33
F2701R-F3350R	720, 730	70	433.33
T412T-T11846T	1010, 2010	60	433.33
T19974T	1020, 1520 3 CYL	50	466.67
T19973T	2510, 2520	60	466.67
R26020R - R40530 - R45170R	3010, 3020	85	533.33
R26040R - R34990R	4010, 4020	100	666.67

John Deere

EXHAUST Manifolds



NEW - F552RH



NEW - AL635TH



NEW - T20247H

Part #	Application	Wt	Price \$
A36RH	Early A SN 487999 and below	22	157.95
A3386RH	A	16	147.95
B2472RH	B SN 201000 and up	15	131.35
F552RH	G SN 13000 up	21	168.65
H136RH	H	15	299.95
L849TH	Unstyled L Hercules Eng.	5	141.95
AL635TH	L SN 625000-639999	5	N/A
B3211RH	50 - 2 piece intake/exhaust	27	236.95
B3642RH	520 530 - 2 piece intake/exhaust	38	234.95
B3213RH	50 520 530 heat exchanger	2	26.95
A4640RH	60 620 630 gas 2 piece	45	209.95
A4644RH	60 620 630 heat exchanger	2	29.95
F1422RH	70 - 2 piece intake/exhaust	45	249.95
F3035RH	720 730 intake exhaust	45	229.95
T13384H	2010 Gas	18	194.95
T20247H	2020 2030 2510 2520 gas	30	293.95
T20249H	2020 2030 2510 2520 2630 2640	25	127.95
R27404H	3010 3020 gas exhaust	28	196.95
AR28061H	4010 4020 gas exhaust	38	194.95
R26362H	4010 4020 diesel exhaust	38	234.95
AR28062H	4010 4020 gas intake	22	199.95
R56995H	Front Diesel exhaust 4050 4250 4430 4440 4450 4630-4650 4840 4850 7020 8430 8440 8450	23	180.95
R46472H	Rear diesel exhaust 4320 7020 4430 8430 4040-4840 8440 8640 4050-4850 8450 8650 4055-4955 8570-8970 9120-9620	20	122.95

Gaskets

Part #	Application	Price \$
MGJDEA	Early A	17.15
MGJDLA	Late A	13.55
MGJDLB	B SN 201000 and up	9.60
MS707	G SN 13000 up	26.95
MGJDH	H	14.95
MGJDM440	M-440	7.95
MGJD50	50	18.75
MGJD52030	520 530	23.50
MGJD60630	60-630	22.95
MGJD70	70	25.95
MGJD72030	720 730	33.95
MS911	1830 2020 2030 2130 2440 2510 2520 2630 2640	13.95
MS90056	4010 4020 exhaust	26.95

Exhaust Elbows



Part #	Application	Wt	Price \$
R46473H	4320	12	119.95
R53514H	4430 4440 4630 4640 4840 4050 thru 4850	22	122.95
R87733H	4055 4255 4455 4555 4755 4955 6076 (to SN 499999)	25	156.75
R57509H	8630 8640 w/619 engine	30	199.95

Exhaust Sleeves & Seals

Fits: 4320 4520 4620 7020 4430 4630 8430 4440 4640 4840 8440 4250 4450 4650 4850
Weight is approx. 1 lb.



Part #	Price \$
R43724H	51.95

Flared Clamps

Part #	Application	Size	Price \$
DR300	4010, 4020, 4000	3	11.89
DR400	4320, 4520, 4620, 7020, 4630, 4430, 5010, 5020, 6030	4	12.40



Flat Clamps

Part #	Application	Price \$
DR300A	Flat clamp 4240, 4050	19.80
DR400A	Flat clamp 4320, 4430, 4630, 4440, 4640, 4840, 4650, 4850, 4555, 4755, 4955, 4250, 4450, 4055, 4255, 4455	21.95

Mufflers



Part #	Outlet	Inlet	Model	Price \$
DR1	2 5/8	B Plate	A G 60 70 720 620 (7 lbs) Vertical	26.99
DR2	2 5/8	B Plate	60 70 620 630 720 (10 lbs) 730 Oval	44.11
DR3	2 1/2	B Plate	A G 60 70 620 720 (5 lbs)	30.71
DR3LD	2 1/2	B Plate	Fits Same As Above, Without Steering Shaft Dent	46.60
DR4	2 1/4	B Plate	B Series after SN B96000 (5 lbs) BN BW 520 530	24.05
DR5	2	1 3/4	M Series MT MT40 2 Hole (5 lbs)	28.91
DR6	2	2	330 420 430 440 Gas Vertical Oval	44.57
DR7	2	2	435 440 Diesel All Oval (9 lbs) 2010 Gas & Diesel (to 29000)	44.57
DR12	2 1/4	2 3/16	1010 Diesel (to 3100) vertical (6 lbs) 1020 1520 1530 2030 2440 2040	32.37
DR14	2	Flared	2630 2640 Oval (17 lbs)	50.07
DR17	3 1/2	3 5/16	80 820 830 Oval (12 lbs)	72.02
DR18	2 1/8	1 3/4	2010 (G-D-LP) to 029000 (7 lbs)	48.84
DR19	2	Flared	2020 Diesel & Gas (12 lbs)	50.07
DR20	2 1/2	Flared	2510 series - vertical (8 lbs)	47.30
DR21	2 5/8	2 15/16	3010G 3010D (to 1T6643) (10 lbs)	41.80
DR22	2 5/8	Flared	4010D (217026 up) 4020D (11 lbs)	44.49
DR24	2 1/4	Flared	4020 3020 4000 4230 (1969 up) 4030 4040 Oval (12 lbs)	50.07
DR25	2 1/4	2 15/16	4020 3020 4230 ('69 up) Oval (12 lbs)	48.85
DR26	3 1/2	Flared	4250 4320 4430 4630 4440 4450 (20)	133.63
DR32	2 5/8	Flared	2520 Gas and Diesel - Oval (14 lbs)	81.48
DR33	2 5/8	2 15/16	4240 4050 Diesel - vertical oval (16lb)	96.09
DR34	4	2 15/16	4040 4240 4440 4050 4250 4450 4640 4840 4650 4850 4555-4955	167.12
DR40	Bent	5	8100-8400, 8110-8410 Vertical Oval	300.14

Combine Mufflers



Part #	Fits	Inlet	Outlet	Price \$
DR107	JD 4400 Gas and Diesel, 6600 Gas			108.64
DR108	3300, 4400, 4420, 6600, 6620, 7700 Naturally aspirated	2 3/4	2 1/2	101.95
DR109	6620R, 7700R, 7720 Turbo	3 1/2	2 3/4	107.70

2 Cylinder Exhaust Pipes



*All pipes are 2 bolt angled flange

Part #	Application	Replaces	Price \$
DRE8	B 1939-47 SN 96000-200999	AB3427R	27.41
DRE2	B 1947-52 Above SN 201000	AB3536R	27.41
DRE1	A 1938-52 Gas Only	AA4014R	30.37
DRE3	G 1941-53 SN 13000 up	AF638R	30.81
DRE7	50 (1953-55) 520 (1956-58)	AR20582R	27.41
DRE7	530 (1958-59)	AR4638R	27.41
DRE4	60 (54-55) SN 60139000 up	AA5347R	27.80
DRE5	620 (56-58) 630 (58-59)	AA6742R, AR20548R	30.81
DRE6	70 (53-55) 720 (56-58) 730 (58-59) Gas LP	AR20516R	29.57

John Deere

EXHAUST

Chrome Parade Stacks Weigh approx. 10 lbs.



For JD 2 Cylinder

- Chrome Outer Stack
- Heavy Steel Inner Stack to keep heat away
- Keeps outside bright

Part #	Applications	Description	Price \$
JDA6070	JD A, 60, 70, 620-30, 720-30	Chrome Straight	115.95
JDA6070C	JD A, 60, 70, 620-30, 720-30	Chrome Curved	136.50
JDA6070D	JD A, 60, 70, 620-30, 720-30	Chrome Straight W/Dent	113.24
JDA6070DC	JD A, 60, 70, 620-30, 720-30	Chrome Curved W/Dent	133.82
CHJDUB	JD UNSTYLED B	Chrome Straight	133.82
CHCJDUB	JD UNSTYLED B	Chrome Curved	144.12
JDB5253	JD B, 50, 520, 530	Chrome Straight	104.00
JDB5253C	JD B, 50, 520, 530	Chrome Curved	133.82
CHJDH	JD H	Chrome Straight	133.82
CHCJDH	JD H	Chrome Curved	154.41
CHJDM4320	JD M THRU 440	Chrome Straight	92.65
CHCJDM4320	JD M THRU 440	Chrome Curved	102.94
CHJDR830	JD R, 80, 820, 830	Chrome Straight	123.53
CHCJDR830	JD R, 80, 820, 830	Chrome Curved	144.12

Chrome Air Cleaner Stack

Fits:
4320 4430 4440 4520 4620 4630
4640 4840 7020
Weighs approx. 8 lbs.



Part #	Price \$
AC412	99.95

Muffler Eliminators

Eliminate the heat, increase horsepower, more durable than expensive OEM Muffler

Part #	Application	Price \$
JD2829Kit	Fits JD 2840, 2940 w/Pipe and muffler and Hardware	214.95

FUEL SYSTEM

New Carburetors

We can Rebuild your Old Carburetor for \$150.
JD 2 Cyl & Aluminum Rebuilds are \$200.

Rebuild includes:

Cleaning, Inspection, Carb Kit, & Labor .

Additional Parts Cost Extra



Part #	Application	Replaces Carb #	Price \$
ZR12522NH	L LI	TSX13 45 89 91	312.55
ZR14544NH	LA	TSX60 85 90	336.95
ZR12566NH	1010	TSX809 860	299.40
ZRTSX798NH	M MC MT 40 320 330 420 430	TSX245 475 530 562 641 678 688 689 756 808 810 899 904 904SL 905 TSXU963	398.85
ZRTSX782NH	440 1020 2010 2020 2030 2510	TSX944SL 945SL 969SL 14997	407.95
13433	1520 2030 2510 2520 4030 3010 3020	USX21 31 36 49SL 12510 12879 13429 14429 14990 15099	749.95
13430	4000 4010 4020 105 COMBINE	USX20 30 35 455L 475L 485L 13320 13430 13450 14990 15099	749.95
DLTX71RNH	A, AO, AR	DLTX18, DLTX19, DLTX24, DLTX38, DLTX39, DLTX41, DLTX51, DLTX53, DLTX71, DLTX72	549.95
DLTX67RNH	B, BO, BR	DLTX10, DLTX34, DLTX67, DLTX73	549.95

FUEL SYSTEM

Carburetor Kits

C, K, IH, MS, Z Kits contain Needle & Seat, Float Lever Pin & all Gaskets

BK Kits contain needle, seat, Float Lever Pin, Throttle Shaft & all Gaskets



Part #	Application	MFG	Carburetor #	Price \$
MS104	A	MS	DLTX18,19, 24, 38, 39, 41, 53, 71, 72	23.95
MS104	B	MS	DLTX3, 10, 34, 67, 73	23.95
MS104	D	MS	DLTX6, 16, 63	23.95
MS104	G, GP	MS	DLTX5, 6, 8, 11, 13, 15, 17, 16, 24, 31, 51, 63	23.95
MS105	H	MS	DLTX26, 46	23.95
MS101	L, LA	MS	TSX13, 45, 60, 85, 89, 90, 91	21.95
MS102	M, MT, 40, 320,420, 430	MS	TSX245, 475, 530, 562, 641,678, 688, 689	21.95
MS105	50, 60, 70, 520,530, 620, 630,720, 730	MS	DLTX75,81, 82, 83, 84, 85, 86, 94, 95, 96, 97, 98, 99, 101, 102, 105, 106	24.95
MS101	1010	MS	TSX809, 860	21.95
MS102	1020, 1520	MS	TSX904, 904SL, 944SL, 963	21.95
MS102	2010, 2020,2030, 2510, 2520	MS	TSX808, 810, 899, 904, 905, 905-1, 944SL, 945SL	21.95
Z107	2030	Z	14997	28.95
K7518	3010, 3020, 4020	MS	USX20, 21, 30, 31, 36, 45SL	66.30
Z106	3010, 3020, 4020	Z	12879, 13320, 13429, 13430, 13450	27.95

Carb Floats



Part #	Application	Description	Price \$
AR10066RH	EARLY A B D G & LATE GP	DLTX 5 6 8 10 11 12 13 15 16 17 18 24 31 33 34 38 39 41 51 53 63	23.95
AR10068RH	LATE AAO AR & B SERIES	DLTX 67 71 72 73	29.95
AR10069RH	50 60 70 520 620 720 530 630 730	DLTX 75 81 82 83 84 85 86 94 95 97 98 99	33.95
9N9550AH	L LA LI 1010	Small Bowl	9.95
C85156	M 40 320 330 420 430 440 1020 1520 2010 2020 2030 2510 2520	Large Bowl	19.95

Compression Relief Petcock

Part #	Description	Price \$
AB1898RH	OEM Style - AAO AR B BR BO D G	36.95



Sediment Bowls

Part #	Application	Description	Price \$
61578H	M 40 320 420 430 440 1010	Shallow Bowl Assembly Replaces AM3100T	16.95
61581TH	Late A & B, Early 50 60 70	Large Bowl Assembly	19.95



Throttle Controls and Parts

Part #	Application	Description	Price \$
B2536RH	A SN 584000 up B SN 201000 up B SN 201000 up	Throttle Lever	36.95
H281RH	H M MT MI	Throttle Speed Cont. Plate w/linings	36.95
AA6077RH	50 60 70 Early 520 620 720 gas	Speed Control Plate	36.50

Throttle Cable

Part #	Application	Price \$
AR56685H	Soundgard cab 4230-4630 4440-4840 4050-4850 4055-4955 8430-8650	34.65

John Deere

FUEL SYSTEM

Turbos

- Our turbos are rebuilt by the original manufacturers!
- Please have the model of equipment and number off the turbo
- Core prices vary by order number
- Customer must furnish model or serial number on turbo tag
- Cores cannot be broken, damaged, or disassembled



Turbo Sleeves

Fits: 4050, 4250, 4320, 4430, 4440, 4450, 4455, 4520, 4620, 4630, 4650, 4840, 4850



Part #	Price \$
R43724H	40.00

Part #	Application	JD #	Model	Price \$
4663349004	2555, 2650, 2750, 2755, 2850, 2855	RE36513, RE36514		520.51
4092509002	4320, 4520, 4620	AR58756, AR70987	TO4B15	426.95
4092509002	4430, 4630	AR58756, AR70987	TO4B15	426.95
4089709002	7700, 7020	AR54575, AR63699	TO4B11	508.93
4653559001	4055, 4255, 4455, 4555, 4755, 4760	RE31258		CALL
4666089002	4440, 4640, 4840	AR64626, AR73626	TO4B23	479.95
196066R	4250, 4450, 4650, 4850, 7700	RE19785	3LM33	CALL
4666089005	4450, 4650, 4850	RE13580, AR101784	TO4887	CALL
4653559002	4955, 4960	RE31259		661.83
4666089002	8430	AR64626, AR73636	TO4B23	479.95
196064	7720	AR80312, AR87421	3LM-299	440.76
4657149002	8450	AR80312, AR87421 or AR101784	3LM299, TO4B87	CALL
196064	6620, 6622, 8820	AR80312, AR87421	3LM-299	440.76

Fuel Transfer Pumps



Part #	Application	Price \$
RE43273H	3010 4010 G&D Fuel lines are 3 & 9 oclock	41.95
RE27667H	Dsl: 2510 1020 1520 2020 2520 3020 4000 4020 5020 1530 2030 2630 4030 2440 2640 2840 2940 4240 2150-3150 4050 2155-32555000-5700 6100-6900 7200-7600 7210 410Gas: 1520 3020 4000 4020 4230Fuel Lines are @ 4 & 11 oclock	37.95
RE43272H	4320 4520 4620 below SN 335845	84.62

Fuel Tanks



Part #	Description	Price \$
AR72910H	1530 2040 & 2240 SN <-349999	419.95
AR39586H	3010-3020 Poly	434.95
AR39587H	4000 4010 4020 Poly	434.95

Injectors

Includes all
Seals for Proper
Installation

Part #	Engine / Application	Price \$
AR89564H	Pencil style 164, 179, 219, 239, 329	50.40
RE37503H	Pencil style 276, 359, 414	44.25
AR50781H	Pencil 270, 404	44.25
AR34029H	270 404 Ser #90,999 ↓	137.82
AR53091H	KDL 404 285855 to 335845 4320-7520	66.95
AR85541H	KDEL 404 404T 335000 ↑ 4040-8640	46.95

Fuel Shut Off Solenoid



Part #	Application	Price \$
RE54064H	5200-5500 6100-6800 6110-6910 6320 6420	58.95

Fuel Injector Return Tee's and Boots



Part #	Application	\$
R34765H	Boot 3020, 4020, 4000, 5020, 7520 1 used per cylinder	3.43
T23425H	Tees 4040, 4240, 4430, 4440, 4640, 4840, 8430, 8630, 1020, 2020, 6600, 7000	3.92
R34766H	Ring clamp for above Boot/Tee	.60

Fuel Caps



Part #	Application	Description	\$
AD709RH	UNSTYLED A, B, G	Plain Cap 2- 11/16" ID 5/8" Tall	9.10
23995DAH	A, AO, AR, B, D, G, H, R, EARLY 50, 60, 70 80, 820, 830	Original Style	8.95
23997DBH	FAD709R, 23995DAH	Fuel Cap Gasket	1.75
AL2275TH	L, LA, LI, EARLY M	Zinc Plated 3-3/16" ID 5/16" Tall	18.75
AM3892TH	M, MC ,MI, MT, 40, EARLY 320 & 420	Tall Cap	23.95
520948MH	70D, 80, 720D, 820, 830 W/PONY MOTOR 520 530 620 630 W/All fuel	Starting Fuel Tank Cap	8.39
AT20911H	50, 60, &70, 520, 620, 720, 530,630, 730, 1010-5010 1020-4620 2030-4630 4040-4440 4250-4450 4055-4455	Red Painted Non Vented	6.95
AR28483H	1010-5010 EARLY 3020 4020	Red Rubber Covered	29.95
R27183H	FITS ABOVE	Red Cover	15.65
R82873H	1010-4840	Red Grommet	11.95
R82873	Late 60 70 620-730 DIESEL	Black Grommet	14.99

John Deere

COOLING SYSTEMS

Oil Coolers

Part #	Description	Price \$
AT25038H	12 Plate 4630 4440 4640 4840 4050 4250 4450 all w/6-466TR Below SN 336698 Fin Style	236.05
AR55394H	4430 4040 4240 4050 4250 4450 ALL W/6-466AR 6-466TR Above SN 336699 Fin Style	157.87

Radiators

John Deere Tractors




Part #	Application	Wt	Cap #	Price \$
AR46437H	3010 GAS & DSL	32		387.60
AR34457H	3020 GAS & DSL	30	2114	387.75
AR46438H	4010 GAS & DSL	35	2114	504.51
AR49454H	4000 GAS & DSL ABV SN 201000 4020 GAS & DSL W/O AC	39	2114	474.95
AR48735H	4320	56		633.65
AT48171H	300A 301A 302A 380A 401 B&C 480A	30	2114	477.85
AT20849H	820 830 1020 (2040 2240 BEL SN 34999) 1530	30	2114	335.82
AR61881H	4030	35	2114	635.95
AR61883H	4230 W / AC	42	2114	728.87
AR61879H	4430	60		699.95
AR61884H	4630 BEL SN 10646 W/AC	72	2114	855.47
AR68872H	4630 ABV SN 10647 W/ AC	72	2114	785.85
RE21894H	4040	46	2114	540.54
RE21898H	4240	54	2114	698.32
RE21897H	4440	62	2114	719.65
RE21896H	4640 4840	TRUCK	2114	867.72
AL39290H	2240 2040 BOTH ABV SN 35001 2150 2255	30	2114	319.33
AR65715H	2020 2030 2630 2440 2640 BOTH BEL SN 340999	30	2114	344.55
AR90945H	2440 2640 BOTH ABV SN	35	2114	344.54
AL37568H	2350 2550 2750	40	NA	574.35
AL56372H	2450 2650 2355 2555 2755 ALL BEL SN 669788	40		574.31
AL66774H	2650 2555 2755 2855	40		688.38
AL56375H	3050 2955 3350 ALL W/ CAB BEL SN 660812	45		607.03
AL66766H	3050 2955 BOTH W/ CAB ABV SN 66560	45		1008.45
RE38664H	4050 ABV SN 005511 4250 4450 4255 4455	60	2114	791.95
RE38666H	4650 4850 4555 4560	TRUCK	2114	952.81
RE46314H	4755 4955 4760 4960	TRUCK	2114	915.18
RE70673H	5210 5310 5320 ALL W/ CAB	28		371.75
RE70733H	5210 5310 5320 ALL W/O CAB	28		391.42
RE70236H	5410 5420 5510 5520	30		474.95
AL115732H	6300 6400 6500	42		694.82
RE165030H	7200 7400 7210 7410	68		625.99
RE63188H	7600-7800 7610-7810	65		697.41
RE69135H	8100 8200 8100 8210 8300 BEL SN 025859	TRUCK		881.68
AM1771TH	M, 40, 320, 330	25		359.12

John Deere Combines

Part #	Application	Wt	Price \$
AH87990H	6600 6620 BOTH W/ 6404D & 6404T	49	932.64
AH124728H	7700 DSL 7720 8820	55	947.43
AH124728H	7700 7720 8820	62	947.43
AH128257H	9400 9410 9450 9500 9510 9450 9550 BEL SN 700200 ALL STD COOLING	TRUCK	870.67
AH144719H	9400 9410 9450 9500 9510 9510SH 9550 BEL SN 700200 9600 9610 9650 BEL SN 695300 W/ HEAVY DUTY COOLING	TRUCK	1179.71
AH168080H	9660 9750STS 9760 ALL STS MODELS	TRUCK	1197.43
AH168350H	9550 BEL SN 700201 9560 9650 ABV SN 695301 9660	TRUCK	1197.43

Caps



Part #	Application	Wt	Price \$
AA795RH	AAR & AO BOTH TO SN 259999 B BR BO & D G SN 4251-12999 GP FITS ALL ABOVE UNSTYLED	3	89.95
D473RH	BLACK RUBBER GASKET FOR ABOVE RAD CAP	0.25	10.43
AB1621RH	UNPRESSURIZED RADI CAP FOR UNSTYLED AR AO STYLED A B D "G" SN 13000-20202 R & 60 ORCHARD & STD600001-6042999 4 5/16" DIA X 1/2" THICK	0.5	20.75
B1669RH	RUBBER GASKET FOR ABOVE NON PRESS CAP	0.3	6.65
AA3489RH	UNIVERSAL FOUR LOBED RAD CAP FOR MODELS A SN523600-542699 AR& AO SN 262700-264299 B SN 148500-166999 G SN ABOVE SN 20203	0.5	7.95
AH593RH	RAD CAP FOR JD H 3 1/2" OD X 7/8" TALL	0.5	22.95
AL2275TH	ZINC PLATED RAD CAP FOR L LA LI M MT 40 320 330 3 3/16" ID X 5/16" TALL	0.5	18.75
AA5158RH	50 TO SN 5016615 60 TO SN 6030926 70 TO SN 7008449 ALL GAS MODELS	0.5	39.95
AA5757RH	50 SN 5016616 & ABV 60 REG SN 6030927 & ABV 60 STD ABV SN 6043000 70GAS ABV SN 7008450 70 DSL ABV SN 7017500 80 420 430 435 440520 - 720 GAS & DSL 530-730 GAS & DSL 820 & 830 GAS	0.5	15.95
AR28482H	RAD CAP W/ RUBBER COVER 2010-4010 5010 2520-4320 4520-5020 4430 4630 7020 7520 8430 8630	0.5	17.95

Hoses

Lower Radiator Hoses



Part #	Application	Price \$
RHLJD62030	620-630 LOWER HOSE KIT	6.95
R26472H	3010 3020 4010 4000 4020	12.33
R48427H	4320 W/O AIR	13.75
R46453H	4320 W/AIR	16.89
R58618H	4430 W/AIR	12.95
R58618H	4630 W/AIR 4040 - 4840 CALL - MANY APPLICATIONS	13.95
R72742H	4055 4255 4455	5.11
R126013H	5200 below 421065 5300 below 431919 5400 below 441686	6.95
R126013H	5200 above 421066 5300 above 431920 5400 above 441687	6.95
L100590H	7200 7400	57.45
RHLJD42030	420-430 LOWER KIT	6.15
RHLJD52030	520-530 LOWER HOSE KIT	9.95

Upper Radiator Hoses

Part #	Application	Price \$
RHKJDUA	Unstyled A 2 Pc Kit	17.95
RHKJDEA	Early A 2 Pc Kit	17.95
RHKJDLA	Late A 2 Pc Kit	18.95
RHKJDUB	Unstyled B 2 Pc Kit	14.95
RHKJDEB	Early B 2 Pc Kit	23.95
RHKJDLB	Late B 2 Pc Kit	21.95
RHKJDGE	Early G 3 Pc Kit	26.95
RHKJDLE	Late G 3 Pc Kit	22.95
RHKJDM	M 3 Pc Kit	17.95
RHKJDR	R 4 Pc Kit	32.95
R26475H	3010 3020 4010 4000 4020	10.95
T41901H	4320 W/O AIR	18.46
T41901H	4320 W/AIR	18.46
R52426H	4430 W/AIR	6.76
R53407H	4630 W/AIR	7.95
R88354H	4055 4255 4455	5.00
R105074H	5200 below 421065 5300 below 431919 5400 below 441686	5.00
R126605H	5200 above 421066 5300 above 431920 5400 above 441687	5.00
R113176H	7200 7400	13.75

ENGINE

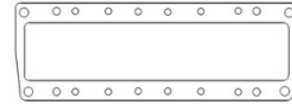
John Deere

COOLING SYSTEMS

2 Cylinder Radiator Core

Part #	Application	Height	Width	Thickness	Price
AA396RH	Unstyled A (SN 410000-476999)	18 1/2"	18 5/16"	2 1/8"	\$245.50
AA1792RH	Styled A (SN 477000-487999)	20"	17"	2 13/16"	\$278.93
AA5582RH	Styled A (above SN 488000) 60 620 630	21 1/8"	18 3/8"	2"	\$225.58
AB354RH	Unstyled B (to SN 59999)	16 1/2"	14 1/2"	2 1/8"	\$200.46
AB3599RH	Styled B (above SN 60000)	17 3/4"	14 3/4"	2 13/16"	\$215.33
AD1383RH	Unstyled D (to SN143799) Big Top Header	19 3/4"	20"	2 13/16"	\$323.75
AD1946RH	D (above SN 143799) & R	19 3/4"	20"	2 13/16"	\$355.51
AF257RH	Unstyled G (to SN 4250)	19 1/2"	17"	2 13/16"	\$276.34
AF458RH	Unstyled G (SN 4251-12999)	21 1/2"	19"	2 13/16"	\$375.11
AF643RH	Styled G (above SN 13000)	21 1/2"	21 1/2"	3"	\$253.42
AC1120RH	GP (above SN 226402)	18 3/4"	18 1/2"	2 13/16"	\$283.90
AB4666RH	50 520 530	17 3/4"	16"	2"	\$180.72
AF1321RH	70, 720, 730 - All Gas	21 5/8"	19"	2 1/8"	\$258.10
AR1627RH	70 720 730 80 820 830 - All Diesels	21 1/2"	21 1/2"	2"	\$206.10

Radiator Core Gaskets



Part #	Application	Price
A432RH	Unstyled A (SN 410000-476999)	11.95
A2153RH	Styled A (SN 477000-487999)	11.95
A2153RH	Styled A (above SN 488000) 60 620 630	11.95
B397RH	Unstyled B (to SN 59999)	11.95
B1507RH	Styled B (above SN 60000), 50 520 530	11.95
D3034RH	Unstyled D (to SN143799) Big Top Header	26.75
D2992RH	D (above SN 143799) & R	11.95
F454RH	Unstyled G (to SN 4250)	11.95
F661RH	Styled G (above SN 13000)	11.95
B1507RH	50 520 530	11.95
F661RH	70, 720, 730 All Gas	11.95
F661RH	70 720 730 80 820 830 All Diesels	11.95

Fan Blades & Assemblies

Part #	Application	Price \$
AT23180H	820 830 1020 1520 2040 2240 4 BLADE	39.59
AT26373H	2020 2040 2440 2150 2155 2255 6 BLADE	59.93
AR38970H	2510 2520 6 BLADE	47.30
AR34450H	3010 3020 2030 5 BLADE	101.00
AR34451H	4010 4000 4020 4230 W/O AIR 5 BLADE	101.00
AR48871H	4320 4520 4620 7020 6 BLADE	92.39
AR64075H	2940 2950 3150 4030 4040 4230 W/AIR 6 BLADE	93.85
AR60401H	4430, 4630 6 BLADE	125.65
AR85892H	4430, 4630, 4240, 4440 8 BLADE	135.55
AR85893H	4640, 4840 8 BLADE	112.81
AR94950H	4050-55 4250-55 4450-55 8 BLADE	98.19
L79028H	6110 6200 6210 6300 6310 6400 64107200 7210 7400 7410 7510 - 7 BLADE	111.39
AH125673H	COMBINES 9400-9600 9410-9610 9450 - 9550 9650 ↓ SN 695300 9650 CTS ↓ SN 695400 9650 STS ↓ SN 6955009750STS ↓ SN 695500 8 BLADE SUCTION	193.10

Thermostats



Part #	Application	Price \$
1845180H	40 320 330 420 430 435 440 1010 2010 1020 1520 2010 2020 2030 2510 2520 GAS 180°	7.95
R36846H	3010 3020 4000 4010 4020 4230 4040 5010 5020 6030 180°	8.75
AR48675H	Note	9.44

Note: 4320, 4520, 4620, 2630, 4430, 4630, 6030, 8430 8630, 2640, 2940, 4240-4840, 8440, 8640, 4050-4850 8450 8650 2955 3055 3155 3255 4055-4955 4760 4960 5200-5500 6100-6400 6405 7500-7800 8100-8400 9100-9400 7810 6215 6320 6420 7220 7320 7420 COMBINES 6600 7700 6620-8820 9400 9600 180°

Fan Belts

Part #	DRIVES	Application	Price \$
R97758H	FAN	1020, 1520, 2020, 2030D	15.10
T626TH	FAN	2010	4.65
T24473H	FAN	2510, 2520, 2030G, 2630, 2640	13.57
R41627H	FAN	3010G, 3020E G/D, 3020G L, 4010G 4020G E w/o Air	6.95
R41681H	FAN	3010D, 3020D, 4000G, 4010D, 4020G L 4020D, 4230G	5.95
R71459H	FAN	4010D, 4000D & 4020D L w/o air	5.93
AR43219H	FAN	4320 w/o air, 4520 SN <-303518	10.33
AR56638H	FAN	5010, 4320 w/air, 4520 SN 303519->, 4620, 5020, 6030 W/651D eng	13.53
RE29018H	FAN	4240-4840, 4250-4850, 4050 w/466	10.71
RE41942H	FAN	4055 - 4955, 4560 - 4960	12.13
R115614H	FAN	7200, 7400, 7610, 7710 & 7810 <-089999	20.66
R106120H	FAN	7700, 7800	16.53
R123453H	FAN	7210 & 7410 w/o cab	14.89
R503505HG	FAN	7210 & 7410 W/ cab	48.83
R123459H	FAN	7710 & 7810 w/o cab	15.23
R174754H	FAN	7710 & 7810 SN 090000->	19.43
R106122HG	FAN	7700 & 7710 w/cab, 7800 & 7810 no cab	27.61

Heaters



Part #	Application	Watts	\$
3100093	A, B, D, G, 50, 60, 70, 730 IMMERSION	400	34.95
8602050	4230,4430 4630 6030 7020 7520 PRIOR TO '76 W/O LARGE HEX PLUG 1-5/8" FROST PLUG	1000	50.95
3500029	JOHN DEERE 1977 & LATER W/ LARGE HEX PLUG 1-5/8" THREAD - SERIES 300: 3164 4039 4045 4219 4239 4276 6329 6359 6414 SERIES 400: 6076 6081 6414 6466 6619	1000	101.08
8603596H	SERIES 300: 3164, 3179, 4039, 4045, 4219, 4239, 4276, 6059, 6068, 6329, 6359, 6414 3/4" PIPE PLUG REAR FACE OF ENGINE	1000	55.95

**Call, Click, or Stop By
T.H.E. Company for your
Agricultural Needs!**

ENGINE

John Deere

COOLING SYSTEMS

New Water Pumps



Part #	Application	Wt	Price \$
AA5570RH	AAO AR 60 W/ 1/2" PULLEY WIDTH	12	162.98
AA6327RH	A 60 620 630 W/ 3/8" PULLEY WIDTH	12	155.50
AB4262RH	B SN ABOV 306600 50 BEL SN 5016057	10	143.95
AM3060TH	320 330 40 430 CAST #R3038T	15	201.70
AB4951RH	50 ABOV SN 5016058 520 530	10	159.95
F2244RH	70 ABOVE SN 7031300	13	115.22
AF2368RH	G ABVSN 60700 720 730 BOTH GAS/DSL	13	132.85
AR45332RH	3010 3020 4000 4010 4020 ALL UNIV FOR DSL W/O AC	16	123.71
R45330H	3010 4010 3020 ALL UNIV FOR GAS ENG W/O AC	13	155.41
R70612H	2940 2950 2955 3155	15	241.89
R61439NWH	4240 4440 8440 W/ HUB PUMP CAST # R61439	24	256.76
R61439NH	4640 4840 W/O HUB PUMP CAST # R61439	20	260.95
R102846NH	6200-6400 7200-7600 W/HUB PUMP CAST # R102846	18	CALL
R505980NH	7210-7610 7220-7420 W/HUB PUMP CAST R102846 REPL # RE505980	18	186.49

Remanufactured Water Pumps

Quality US Remanufactured Water Pumps

- Better Price
- Better Quality
- No Hassle Core Policy

Have casting number available if possible.

Combines



Part #	Application	Price \$
R62902	4400 4420 W/D329 CAST # R62902	140.54
R54955	6600 7700 6620 7720 8820	135.00
R90784H	9400 CASTING # R90784	229.73
R97564H	9400 W/CASTING # R97564	256.76
R83561H	9500 9600 BOTH W/ ENG SN BEL 6076HH003 CAST # R83561	CALL
R55986H	9500 9600 ENG SN BEL 6076H001 6076H004 BEL SN 499999	228.95
R49540H	9500 9600 W/ENG SN 6.076 SN ABV 499999 W CASTING # R49540 RE39121 RE68230	167.57

Water Pump Belts

Part #	DRIVES	Application	Price \$
A4287RH	WP/GEN	A, 60 to S/N 602999, 70G to 7080999	25.51
A4897RH	WP/GEN	60 SN 603000->, 70G SN 7081000-> ALL 70 Dsl, 620-630, 720-730 G & Dsl	8.95
B2893RH	WP/GEN	B SN 306600->, 50 SN <-5016057	3.72
B3288R	WP/GEN	50 SN 5016058->, 520, 530	25.15
R1561RH	WP/GEN	80, 820, 830	5.44

We have UPS return tags made so your old core can be sent to our store. \$25.95 pays for shipping both ways so you can get credit for your core sooner!

Remanufactured Water Pumps

Tractors



Part #	Application	Price \$
R44122H	4010 4020 DSL W/ CAST # R44122	CALL
R44116H	3020 4230 GAS W/ CAST R44116	104.05
R34981H	4010 3020 GAS W/ CAST R34981	114.86
R34976	4010 GAS W CAST R41313	CALL
R34976	4010 3020 GAS W/ CAST R41317	CALL
R46561	4320 4520 4620 7020 ALL DSL W CAST R46561	141.89
R36812H	5010 5020 6030 ALL DSL W/ CAST R36812	139.19
R48818H	6030 7520 ALL DSL W CAST R48818	174.32
R54805	2630 DSL W CAST R54805	148.65
R52009	4030 GAS/DSL W CAST R52009	CALL
R62902	4030 GAS/DSL W CAST # R62902	140.54
R51683	4230 4040 DSL W/ CAST # R51683	174.32
R50408H	4430 4630 DSL W/ CAST # R50408	139.19
R58713H	8430 DSL W CAST # R58713	181.08
R58705H	8630 DSL W CAST # R58705	154.05
RE19944RH	2040 DSL W CAST # R51039	125.22
R70434H	2040 DSL W CAST # R70434	141.95
R70437H	2040 2240 DSL W/ CAST # R70437	132.43
R59049	2640 DSL W/ CAST # R59049	141.89
R28438H	2840 DSL W/ CAST # T28438	133.78
R51683	4040 4230 DSL W CAST # R51683	174.32
R61439H	4240 4440 4640 4840 8430 8440 W/ CAST # R61439	155.95
R70437H	2150 2350 2550 2750 ALL DSL W/CAST # R70437	132.43
R78286H	2150 2750 DSL W/CAST # R78286	141.89
R70612H	2950 2955 3155 W/CAST# R70612	241.89
R99665H	3055 3255 W/CAST # R99665	258.11
R78287H	4050 W/ CAST # R78287	263.51
R90783H	4050 W/CAST # R90783	229.95
R71224H	4050 4250 4450 4650 4850 W/CAST # R71224	CALL
R83561H	4250 4450 4650 4850 4255 4455 4555 4755 4955 4560 4760 4960	CALL
R48997H	5200 W/CAST # R48997 T28992	132.43
R67188H	5200 W/ CAST # R67188	133.95
R73604H	5300 5400 W/ CAST # R73604	149.86
R102846H	6200 6300 6400 7200 7400 7600 W/CAST # R102846	CALL
R49540H	7700 7800 8100 8200 8300 W/ CAST # R49540	167.57
R12712	2010 G/D W/ CAST # R12712	129.95
R23631	2020 2030 GAS W CAST # T23631	149.95
R48997H	2020 2030 2240 2440 W/ CAST # R48997 OR T48997	132.43
R23632H	2020 DSL W CAST T23632	134.95
R23629	2510 GAS W CAST T23629	132.43
R29520H	2510 GAS W CAST T29520	141.89
R23630H	2510 DSL W CAST T23630	132.43
R29521	2510 2520 DSL W CAST T29521	132.43
AR63343RH	2520 2030 DSL W CAST R55164	107.66
R26337	3010 DSL W CAST R26337	105.41
R27547	3010 DSL W CAST R27547	CALL
R34982H	3010 4010 4020 DSL W CAST R34982	128.38
R41318	3010 4010 4020 DSL W CAST R41318	CALL
R26326	3010 3020 GAS W/CAST R26326	CALL
R34976	3010 GAS W CAST R41317	CALL
R44119H	3010 4010 3020 GAS W/ CAST R44119	CALL
R34977	4010 4020 DSL W CAST R34977	116.22
R41315	4010 4020 DSL W CAST R41315	112.16

ENGINE

John Deere

FILTERS

Filters weigh approx. 2 lbs.



Air

Part #	Application	Style	Price \$
PA2380FN	1830, 1840, 2030, 2040, 2150, 2155, 2240, 2350, 2630, 2640	Outs Air	39.28
PA2381	Same as above	Ins. Air	27.82
PA2845	2250-3350, 2355 & 2555 ↓sn 634102, 2755-3155	Outs. Air	47.49
PA3601	Same as above	Ins. Air	40.11
PA1794FN	4000, 4020 Both Diesels, 2840	Air w/ Fins	40.21
PA1753FN	4000 & 4020 Gas, 3020 Dsl	Air w/ Fins	31.17
PA2369	4030, 4040, 4230, 4240, 4050 w/ 6359	Outs. Air	39.68
PA2370	Same as above	Ins. Air	19.46
PA2546	4050 w/ 466, 4055, 4250, 4255, 4320, 4450, 4455, 4440 Combines: 6620, 7700 w/ 404TH	Outs. Air	43.88
PA2547	Same as above	Ins. Air	30.64
PA2529	4640, 4650, 4850, 4840, 9400 ↓655288, 9500 ↓sn 645200, 9600 ↓sn 645300	Outs. Air	60.45
PA2530	Same as above	Ins. Air	30.53
PA3469	4560, 4760, 4955, 4960	Outs. Air	64.55
PA3470	Same as above	Ins. Air	24.42
PA2461	8440, 8450, 8560, 8570, 8630, 8640, 8650, 9400 ↑sn 655289, 9500 sn 645201 & up	Outs. Air	86.43
PA2462	Same as above	Ins. Air	47.33
PA2676	8850, 8960, 8970 Combines: 9500 Jan '96 & Newer, 9600 ↑sn 666173	Outs. Air	71.54
PA2708	Same as above	Ins. Air	45.53
RS2863	7600, 7610	Outs. Air	35.76
RS3501	Same as above	Ins. Air	25.97
RS3532	7700, 7800, 7710, 7810	Outs. Air	57.59
RS3533	Same as above	Ins. Air	42.42
PA2352	Combines: 4425, Outside Cab Filter 6620-8820 Tractors: 2350-4850, 2840-4840, 4020-5020, 8450-8850, 4030-4630	Cab Air	49.17
PA2706	Combines: Inside Cab Filter: 6620, 7720, 8820	Cab Air	40.21
PA2408	Combines: 3300-7700	Cab Air	40.84
PA1681FN	Combines: 3300 Dsl, 6600 Gas, 4400 ↓sn 250500	Air	21.26
PA2610	Combines: 9400-9600, CTS	Cab Air	62.17

Fuel

Part #	Application	Style	Price \$
PF814	R, 70, 80, 3010, 3020, 4000, 4010, 4020, 4520 Combines: 7700 w/ 6404DH Engine	Element	10.97
BF825	1020-2520, 2030, 2130, 1010 ↑sn 42001, 2510 Combines: 3300, 4400, 6600 w/ 329 Diesel	Can Style	6.20
BF909	1020, 4050, 4520-5620, 4440-4840, 2155-3255 Combines: 4400 ↓sn 237162, 6600D, 7700D, 4435	Glass Box	13.32
BF959	4250-4850, 4055-4955, 4760, 4960, 7800-8300, 7710, 7810, 8630-8850 Combines: 4420-5820	Steel Box	25.18
BF7519	4056-4955, 7700, 7210, 7410, 7510, 7600, 8200, 8210, 8300, 8310	In Line Strainer	20.26
BF948JD	4000, 4020, 3020, 3010 to SN 125000	Spin On	9.95
BF912	4030-8630, 4040-8640, 4050-4850, 4055-4955, 7700, 7800	Water Separator	20.76
PF59830	8450-8850	Water Separator	11.47
BF7682D	8570-8770	Water Separator	28.78

Hydraulic

Part #	Application	Style	Price \$
BT8347	2155-3155	Spin On	21.11
PT92	1020, 1520, 1530	Element	23.13
PT522	Combines: 3300-7700	Element	15.24
PT563	Combines: 6600, 6622, 7720, 8820	Hydrostatic	19.54
BT260	Combines: 6600-6622	Spin On	9.70
BT8852MPG	Combines: 9400-9610	Spin On	54.20
PT391MPG	2040-4840, 4050-4850, 4230-4630, 4055-4955, 4360-4960	Clean Up	41.99
PT390MPG	4055-4955, 4050-4850, 4560-4960	Trans	40.63
PT87S	2020-5020, 1530-4630, 1640-3640, 1550-3650, 2155-3155	Element	8.51

Oil

Part #	Application	Style	Price \$
PT631	A, AN, B, R, 50, 520, 530, 60, 620, 630, 70, 720, 730, 3010, 3020, 4000, 4010, 4020	Element	5.97
PT87S	5010, 5020	Element	8.51
BT259	1010-2010, 1020-2020, 1030-2630, 4030, 1640-2240, 2440-3640, 2150-4050, 5200-7400, 820, 830, 920 Combines: 3300 & 4400 Dsl, 4420-4435, 6600 Gas, 6600 w/ 329 Dsl, 7700 Gas, 7700 w/ 404 335846	Spin On	6.39
BT287	Combines: 6620, 7720, 8820 ↓sn 298392, 7700 w/ 404 ↑sn 335847, 6600 w/ 404 Tractors: 4040-4840, 8430-8630, 4230 Dsl, 4320-4620, 6030, 7020, 7520	Spin On	14.55
BT486	Combines: 9500, 9510, 9600, 9610, 6620 & 7720 & 8820 All ↑sn 298392, (9650CTS, 9650STS, 9750STS) Tractors: 8100-8400, 7700, 7710, 7800, 7810, 8450, 8560, 8570, 8640 ↑sn 39937, 8650, 8850, 4050-4850, 4055-4955	Spin On	19.20
BD103	8770, 8870, 8960 SN 2528 & up	Spin On	38.82
B96SS	8760, 8960 ↓sn 2528	Spin On	CALL

ENGINE


MANUALS • MANUALS • MANUALS

MANUALS • MANUALS • MANUALS

Don't see your model?

IT Shop Manuals

Part #	Description	Price \$
JD-4	Series A, B, G, H; Models D, M, MT	23.22
JD-10	Models 50, 60, 70	23.95
JD-16	Series 520, 530, 620, 630, 720, 730	23.22
JD-21	Series 1010, 2010	23.22
JD-37	Series 1020, 1520, 1530, 2020, 2030	23.22
JD-47	Series 850, 950, 1050	23.22
JD-50	Series 4030, 4230, 4430, 4630	23.22
JD-55	Models 1250, 1450, 1650	
JD-56	Models 2840, 2940, 2950	23.22
JD-57	Models 4050, 4250, 4450, 4650, 4850	23.22
JD-58	Models 2150, 2155, 2255, 2350, 2355, 2355N, 2550, 2555	23.22
JD-59	Models 2750, 2755, 2855, 2955	23.22
JD-60	Models 4055, 4255, 4455, 4555, 4755, 4955	23.22
JD-61	Models 655, 755, 756, 855, 856, 955	23.22
JD-62	Models 770, 870, 970, 1070	23.22



Call us!

Chances are we can get the manual you need!

Service, Parts, Owners Manuals

Part #	Application	Price \$
JD-201	Models 720 Diesel, 730 Diesel, Series 40, 320, 330, 420, 430, 440, Models 80, 820, 830 (Two Cylinder Diesel Models), Series 820, 830 (3 Cylinder Models), Models 435D, 440D (Diesel Models)	33.95
JD-202	Model 2040, Models 2510, 2520, Models 2240, 2440, 2630, 2640, Model 2840, Models 4040, 4240, 4440, 4640, 4840	33.95
JD-203	Models 3010, 3020 (Before Serial No 123000), 4010, 4020 (Before Ser #201000), 5010, 5020, Models 3020 (Ser #123000 And Up), 4000, 4020 (Ser #201000 And Up), 4320, 4520, 4620, Model 6030	33.95

Reliable Honda Repower Kit

Repower your
John Deere
Mower with a
Quiet,
Reliable
Honda
Repower Kit!



Our Kit Contains:

- 23 HP Honda GX630 Engine
- Heavy Duty Engine Mount
- New Custom Muffler, No Cutting the Side Panels!
- New Choke & Throttle Cable
- New Drive Shaft Coupling, Bolts on in Minutes!
- Laser Cut to ensure Perfect Balance
- All New Hardware
- DVD with Step-by-Step Instructions for 318 & 420 Kits

Part #	Price \$
HONDA318KITS	1,895.00
HONDA318KITL	1,895.00
HONDA420KIT	1,895.00

Free Shipping when you order a Repower Kit!

Many more applications available for tractors & Skid Loaders!

- Call for more information -

Massey Ferguson

ENGINE COMPONENTS

Overhaul Kits



Our Overhaul Kits contain:

- Keepers
- Rod Bearings
- Main Bearings
- Gaskets
- Sleeves
- Pistons
- Rings
- Wrist Pins

Have your Rod & Main Bearing sizes ready when you place your order. If possible, supply Engine Serial Number to help ensure order accuracy.

Part #	Application	Engine #	Engine Serial Numbers and Specs	Price \$
OHZ120	TE20 TO20	Z120	3 5/16" Overbore	505.95
OHZ134	35 TO35 F40	Z134	3 3/8" Overbore	564.95
OHG236	180 Gas	G236	3.877" Bore Perkins Gas	650.00
OH152D	MF20 35 40 50 135 150 230 245	D3.152	Direct Injection Perkins Diesel	CALL
OH4AD203	MF30 65 165 255 300	D4.203	Direct Injection Perkins Diesel - 1960 to 1977	1,199.95

Sleeve & Pistons

Part #	Application	Engine	Price \$
2261313	TO30, TO35	Z129 CONT	CALL
2261313	TO35, TO40, 202MH, 50, 204, MF35G	Z134 CONT	CALL
2261508	MF30, MF135G, MF150G, MF235E	Z145 CONT	135.95
2261508	MF30, MF408	Z134 CONT	135.95
2261515	30, 40B, 50AD, 65D, 165D	D4.203	149.64
2261516	265D, 175D, 180D	A4.236	107.95
2261453	44B, 80, 400	A6.354	105.95
2261546	510, 1100D, 750, 760, 1105D, 1130D, 1135D	AT6.354	161.95

SEALED POWER



• Most Aluminum Pistons contain Ni-Resist inserts to prolong ring groove life in top or top and second ring grooves.

• Sleeves have a fire-wall design to protect head gaskets from high temperatures.

Piston Rings

Part #	Application	Bore	Engine	# Rings	Compression Width	Oil Width	Price \$
974KX	35, TO35, F40, MF135, MH50	3.375	INCRZ134	4	3/32	3/16	87.83
5036X	TE20, TO20	3.1875	Z120 CONT.	4	1/8	3/16	71.23
5036X	TO30	3.25	Z129	4	1/8	3/16	71.23
964KX	35, TO35, F40, MF135, MH50	3.375	Z134	4	1/8	3/16	87.97
964KX	MF135G, MF150, MF235, MF165,	3.375	Z145 CONT	4	1/8	3/16	87.97
5944KX	35D, 50D, 65D, 20D, 30D, 35D, 40D, 50AD,	3.6	3.152, 4.2	5	2-3/32, 1-1/8	2-1/4	27.56
5944KX	65D, 135D, 150D, 165D,	23.6	3AD152,	5	2-3/32, 1-1/8	2-1/4	27.56
919KX	44G, 44K, 44LP, 44D	3.875	H260 GAS,	4	1/8	1/4	123.10
9194KX	31D, 175D, 180D, 265D, 470D MF44B, MF80, MF400, MF1100,	3.877	A4.236 PER	5	3/32	2-1/4	126.26
9194KX	MF510 COM MF750, MF760 COM., 1105,	3.877	A6.354	5	3/32	2-1/4	126.26
S41092	1130, 1135	3.877	AT6.534 PE	4	1/18, 2-3/32	1/4	CALL
S4764	444, 44 SPECIAL, MF85, MF88	4	H277, HD27	4	3/32	1/4	32.95
S41124	MF1080 PERKINS	4.5	A4.318	4	3/32	1/4	CALL
2W8265SH	MF1505, 1805MF	4.5	3208 CAT	2	1/8	7/1	179.22



*Prices vary due to the number of rings being sold in a particular set

Massey Ferguson

ENGINE COMPONENTS

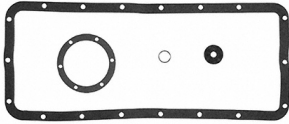


Gasket Sets



Oil Pan

Continental



Part #	Model	Price \$
OS34005	Z120	19.99
OS34005	Z129	19.99
OS34004	Z134	18.15
OS34004	Z145	18.15
OS5741D	H260 & H277	CALL

Massey Ferguson

Part #	Model	Price \$
OS30236	MH 10, 20, 21 & Others with F124/F162	18.46
OS34005	TE20, TO30, TO30 with Z120/Z129	19.99
OS34004	TO35, F40, MH50, MF135-235 with Z134/Z145	18.15
OS34004	MF2135, MF3165 with Z134/Z145	18.15
OS30053D	MF65 & others using G176	21.00
OS20496X	MH Pacer w/Y91	11.95
OS20657	MH Pony Series w/N62	7.29
OS5741D	MH 44, 44 Spec, 444 & others using H260/H277	14.65
OS1279AC	MH 101 SR, 44-6 & others using F226	13.70
OS5741D	MH 44D Spec.	14.65
OS20021	MF35D, 135D, 150D, 203D-MF235D, MF2135D with Perkins 152.7 Diesel Direct Injection	14.95
OS20021	MF35D, 135D, 150D, 203D-MF235D, MF2135D with Perkins 152.7 Diesel Indirect Injection	14.95
OS20034	MF175D, 180D, 265D, 275D w/A4-236 & A4-248	22.29
OS87083	MF1100, 510 Combine w/A6.354	18.35
OS87083	MF1105, 1130, 1135, 1150, 750, 760, 850 Combines & others with AT6-354	18.35

Perkins

Part #	Model	Price \$
OS20021	AD3.152 & D3.152 with Direct Injection	14.95
OS20021	A3.152 & 3.152 with Indirect Injection	14.95
OS20034	A4.236 & 4.236	22.29
OS20034	A4.248 & A4.248	22.29

Valve Cover

Continental



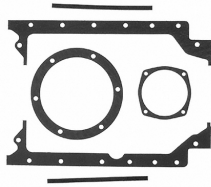
Part #	Model	Price \$
VS5457R	Z120	6.21
VS5457R	Z129	6.21
VS5457R	Z134	6.21
VS5457R	Z145	6.21

Massey Ferguson

Part #	Model	Price \$
VS4857C	MH 10, 20, 21 & Others with F124/F162	4.28
VS5457R	TE20, TO30, TO30 with Z120/Z129	6.21
VS5457R	TO35, F40, MH50, MF135-235 with Z134/Z145	6.21
VS5457R	MF2135, MF3165 with Z134/Z145	6.21
VS38105	MF65 & others using G176	9.25
VS38005	MH Pacer w/Y91	CALL
VS5748R	MH 101 SR, 44-6 & others using F226	6.25
	MF35D, 135D, 150D, 203D-MF235D, MF2135D with Perkins 152.7 Diesel Direct Injection	
	MF35D, 135D, 150D, 203D-MF235D, MF2135D with Perkins 152.7 Diesel Indirect Injection	
VS26032C	MF175D, 180D, 265D, 275D w/A4-236 & A4-248	7.75
VS26004C	MF1100, 510 Combine w/A6.354	15.75
VS39875	MF1105, 1130, 1135, 1150, 750, 760, 850 Combines & others with AT6-354	9.30

Perkins

Part #	Model	Price \$
VS86126	AD3.152 & D3.152 with Direct Injection	9.89
VS86126	A3.152 & 3.152 with Indirect Injection	9.89
VS26032C	A4.236 & 4.236	7.75
VS26032C	A4.248 & A4.248	7.75



ENGINE

Don't see your model?

Call us!

We can most likely find what you need!

Massey Ferguson

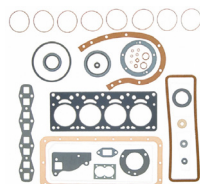
ENGINE COMPONENTS



Gasket Sets



Overhaul/Conversion



Continental

Part #	Model	Price \$
FS7558B	Z120	103.86
FS7558B	Z129	103.86
FS7752SB	Z134	118.15
FS7752SB	Z145	118.15
FS7624B	H260 & H277	155.25

Massey Ferguson

Part #	Model	Price \$
FS7183PT	MH 10, 20, 21 & Others with F124/F162	87.86
FS7558B	TE20, TO30, TO30 with Z120/Z129	103.86
FS7752SB	TO35, F40, MH50, MF135-235 with Z134/Z145	118.15
FS7752SB	MF2135, MF3165 with Z134/Z145	118.15
FS7491S	MF65 & others using G176	152.63
FS1596	MH Pacer w/Y91	113.90
FS7559B	MH Pony Series w/N62	80.55
FS7912B	MH 33, 333, 303 & others using E201/E208	181.30
FS7624B	MH 44, 44 Spec, 444 & others using H260/H277	155.25
FS7191S7	MH 101 SR, 44-6 & others using F226	89.15
FS7624B	MH 44D Spec.	155.25
FS8206C1	MF 65D, MF 165D, 255D, 3165D w/AD4-203	200.78
CS211181	MF35D, 135D, 150D, 203D-MF235D, MF2135D with Perkins 152.7 Diesel Direct Injection	72.25
CS211181	MF35D, 135D, 150D, 203D-MF235D, MF2135D with Perkins 152.7 Diesel Indirect Injection	72.25
CS21120	MF175D, 180D, 265D, 275D w/A4-236 & A4-248	98.85
CS21120	MF1100, 510 Combine w/A6.354	98.85

Perkins

Part #	Model	Price \$
CS211181	AD3.152 & D3.152 with Direct Injection	72.25
CS211181	A3.152 & 3.152 with Indirect Injection	72.25
FS8206C1	AD4.203 & D4.203 with Direct Injection	200.78
FS8206C1	A4.203 & 4.203 with Indirect Injection	200.78
CS211201	A4.236 & 4.236	109.98
CS21120	A4.248 & A4.248	98.85

Valve Grinding

Continental


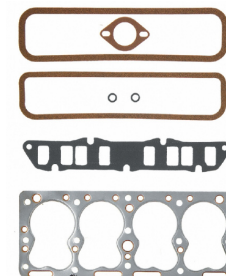
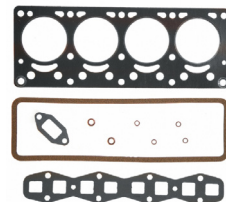
Part #	Model	Price \$
HS7558B	Z120	37.82
HS7558B	Z129	37.82
HS7752SB	Z134	40.69
HS7752SB	Z145	40.69
HS7624B	H260 & H277	55.48

Massey Ferguson


Part #	Model	Price \$
HS7752SB	MF2135, MF3165 with Z134/Z145	40.69
HS3171	MF65 & others using G176	50.95
HS1596	MH Pacer w/Y91	113.90
HS7559B	MH Pony Series w/N62	CALL
HS7912B	MH 33, 333, 303 & others using E201/E208	72.59
HS7624B	MH 44, 44 Spec, 444 & others using H260/H277	55.48
HS7191S2	MH 101 SR, 44-6 & others using F226	64.15
HS7624B	MH 44D Spec.	55.48
HS8051B	MF 85, MF88 w/Cont. E242	96.99
HS8206C1	MF 65D, MF 165D, 255D, 3165D w/AD4-203	CALL
HS21118C	MF35D, 135D, 150D, 203D-MF235D, MF2135D with Perkins 152.7 Diesel Direct Injection	89.59
HS21110C	MF35D, 135D, 150D, 203D-MF235D, MF2135D with Perkins 152.7 Diesel Indirect Injection	85.93
HS21120B1	MF175D, 180D, 265D, 275D w/A4-236 & A4-248	130.60
HS21101B	MF1100, 510 Combine w/A6.354	212.55
HS4811Y	MF1105, 1130, 1135, 1150, 750, 760, 850 Combines & others with AT6-354	114.83
HS7183PT	MH 10, 20, 21 & Others with F124/F162	40.33
HS7558B	TE20, TO30, TO30 with Z120/Z129	37.82
HS7752SB	TO35, F40, MH50, MF135-235 with Z134/Z145	40.69

Perkins

Part #	Model	Price \$
HS21118C	AD3.152 & D3.152 with Direct Injection	89.59
HS21110C	A3.152 & 3.152 with Indirect Injection	85.93
HS8206C	AD4.203 & D4.203 with Direct Injection	97.63
HS21111C	A4.203 & 4.203 with Indirect Injection	74.81
HS21120B1	A4.236 & 4.236	130.60
HS21120B1	A4.248 & A4.248	130.60



ENGINE



Fel-Pro Gasket Material Assortment

- 1 Cork Rubber Sheet, 1/8"
- 1 Cork Rubber Sheet, 1/16"
- 1 Rubber-Cellulose Sheet, 3/64"
- 1 Rubber-Fiber Sheet, 1/32"



Order #3060
Only \$9.95

Massey Ferguson

ENGINE COMPONENTS

Main Bearings



Part #	Application	Engine Application	Price \$
MS260P	TE20, TO20	CON. 2120	126.78
MS260P	TO30	Z129	126.78
MS202P	TO35, TO40, 35, 50, 55, 202, 204	Z134	97.02
5063M	65, 165	G176	136.44
MS772AL	28.77, 20D, 35D, 40D, 135D	3-152	CALL
MS772AL	150D, 200D, 203D, 205D, 235, 2135, 2244, 2500	3AD-152 *SEE NOTE E	CALL
MS773AL	30D, 50D, 65D, 165D	4.203	63.94
MS830AL	255D, 3165	4.236 *SEE NOTE E	44.95
4352M	510-550 Combine	A6-354 *SEE NOTE E	58.04
4352M	1100 Tractor	6.354 *SEE NOTE E	58.04
4352M	750-760 Combine	AT6.354 *SEE NOTE E	58.04
4352M	1105, 1130, 1135	6.354	58.04
C*MS1422P	MF1505, 1805, 3208	CAT-3208	CALL
C*MS1420P	MF1100, MF510 Com.	6354	CALL
4352M	MF750, MF760 Com., 1105, 1130, 1135	AT6.534 Perkins	58.04

Rod Bearings

Part #	Application	Engine Application	Price \$
CB362P	TE20, TO20	CON. 2120	6.38
CB362P	TO30	Z129	6.38
CB362P	TO35, TO40, 35, 50, 55, 202, 204	Z134	6.38
CB616P	65, 165	G176	CALL
CB405P	44, 44 Special	H260	CALL
CB560AL	28.77, 20D, 35D, 40D, 135D	3-152	10.75
CB560AL	150D, 200D, 203D, 205D, 235, 2135, 2244, 2500	3AD-152 *SEE NOTE E	10.75
CB560AL	30D, 50D, 65D, 165D	4.203	10.75
CB667AL	255D, 3165	4.236 *SEE NOTE E	CALL
CB667AL	510-550 Combine	A6-354 *SEE NOTE E	CALL
CB667AL	1100 Tractor	6.354 *SEE NOTE E	CALL
CB1209AL	750-760 Combine	AT6.354 *SEE NOTE E	CALL
CB1209AL	1105, 1130, 1135	6.354	CALL
CB405P	444, 44 Special, MF85, MF88	H277, HD277 Cont.	CALL
D*CB972P	MF1505, 1805, 3208	CAT-3208	CALL
o*CB1215P	MF1100, MF510 Com.	6354	CALL
CB1209AL	MF750, MF760 Com., 1105, 1130, 1135	AT6.534 Perkins	CALL

Camshafts



Part #	Application	Price \$
836543MH	TO20, TO30, TO35, MF40, MF50	133.55
1027656MH	MF135, 150,230,235,245,250, Z145 Cont. Engine	CALL
1753789MH	MF65, MF165, G176 Cont. Engine	CALL

Cam Engine Bearings

Part #	Application	Engine	Price \$
SH683S	(Z120/Z134)	TE20 TO20 TO30 TO35 MH50	36.50
SH683S	(Z145)	MF135 150 205 235 3165	36.50

Valve Train

Spring

Part #	Application	Engine	Price \$
VS356	TO20	Z120	1.88
VS356	TO30, TO35, F40, MH50, 135	Z129	1.88
VS583	65, 165 GAS ONLY NOT LP	G176	5.32

Valve Train

Exhaust Valve

Part #	Application	Engine	HD DIA/OAL	Price \$
V1421 Groove	TO20	Z120	1.02 / 4.08	12.98
V1017 Drilled	TO20	Z120	1.02 / 3.94	13.28
V4088X	TO30, TO35, F40, MH50, 135	Z129	1.14 / 3.98	25.65
V1422	TO30, TO35, F40, MH50, 135	Z129	1.14 / 4.99	12.51
V1507X	65, 165 GAS ONLY NOT LP	G176	1.20 / 4.35	32.63
V2149	35D, 50D, 65D, 135D, 165D	3.152/4.203	1.31 / 4.50	11.22

Intake Valve

Part #	Application	Engine	HD DIA/OAL	Price \$
V1421 Groove	TO20	Z120	1.02 / 4.08	12.98
V1017 Drilled	TO20	Z120	1.02 / 3.94	14.21
V1102	TO30, TO35, F40, MH50, 135	Z129	1.28 / 3.98	10.56
V1508	65, 165 GAS ONLY NOT LP	G176	1.33 / 4.33	9.71
V2150	35D, 50D, 65D, 135D, 165D	3.152/4.203	1.53 / 4.50	11.19

Guide

Part #	Application	Engine	Price \$
VG474	TO20	Z120	2.18
VG474	TO30, TO35, F40, MH50, 135	Z129	2.18
VG569	65, 165 GAS ONLY NOT LP	G176	3.93
VG860	35D, 50D, 65D, 135D, 165D	3.152/4.203	3.42

Crankshafts



All Reground Crankshafts come with Main & Rod Bearings and are X-Rayed, Magnafluxed, Straightened and Stress Relieved. **These will have a Core Charge added to the Exchange Price listed.** All Cores must be Re-Buildable, not Broken. Splines & Keyways must be good and must be Re-Grindable, 30/30 Cores are not acceptable. Upon Receipt of Core, Refund will be issued. Have Casting # of your Crankshaft available when you call.

Massey Ferguson

Part #	Application	Wt	Price \$
Z120500	TE20 TO20 Z120 Engine	40	285.60
Z129500	TO30 Z129 Engine	40	458.17
Z134500	TO35 MF35 MF50 Z134 Engine	40	465.57
G206C600	175 Gas G206 Engine	55	506.97
31315881	175 180 Diesel w/rope seal	75	563.92
31315841	1080 Diesel rope seal	125	803.85

Continental

Part #	Application	Wt	Price \$
N62C500	N-62 Allis Chalmer G MH Pony	25	335.95
Z120500	Z129 Z134 TO30 TO35	35	357.15
Z120500	MF35 F40 50 135	35	357.15
G176C300	G176 MF65 165 Gas	40	571.50

Perkins

Part #	Application	Wt	Price \$
31312436H	3.152 w/rope seal	50	335.72
31312701H	3.152 w/lip seal	50	335.72
31315884H	4.236 w/rope seal	80	650.00
31315631H	4.236 w/lip seal	80	650.00
3639541MH	4.236 w/lip seal 3639541M1	80	650.00
3131591H	4.248 w/rope seal	90	928.57
31315981H	4.248 w/lip seal	90	650.00

ENGINE

Massey Ferguson

ENGINE COMPONENTS

Front and Rear Main Seals

Continental

Rear Main Seals

Part #	Application	Price \$
49910	Z120 Z129 Z134 Z145 Eng H260 HD260 H277 HD277	10.95
JV663	F266 Massey-Harris 44-6	5.95

Front Main Seals

Part #	Application	Price \$
47065	Z120 Z129 Z134 Z145 Eng H260 HD260 H277 HD277	7.95
49276	Massey-Harris 44 44 Sp.	14.45
JV951	F266 Massey-Harris 44-6	CALL

Perkins

Rear Main Seals

Part #	Application	Price \$
JV1641	4-236 A4-236 4-248 A4-248 6-354 A6-354	9.95

Front Main Seals

Part #	Application	Price \$
JV1214	4-236 A4-236 4-248 A4-248 6-354 A6-354	CALL

Remanufactured Heads

Diesel

Casting #	Application	WT	Price \$
6200034 - 0290034	65	85	566.67
HD277	85	125	833.33
37116350 37116360 37116200 37116990	SUPER 90	135	533.33
37116440	180	125	600.00
37116240	1085	135	733.33
37116660	1100	135	733.33
37116690 - 37116740	1135	150	733.33
37117770	1150	150	733.33
301362-301582-303622-37116140-37116180	35 3 CYL	50	500.00

Gas

Casting #	Application	WT	Price \$
Z120	TO20	45	433.33
Z129	TO30	50	400.00
Z134	TO35	50	433.33
E233A500	85	75	500.00
37116190	135	60	466.67
G206A500 - G176A5051 (No Neck)	165 G/LP	75	466.67

EXHAUST

Manifolds

Continental

Flat Head 124 140 162
Weights approx. 20 lbs.



Part #	Price \$
F124E500H	133.95

Massey Ferguson



Part #	Application	Wt	Price \$
1028147MH	TO20 TE20 TO30 TE30 MF35 MF135 w/continental engine	25	127.95
MF50H	MH50 MF50 Cont. engine with horizontal muffler pipes gaskets	35	199.95
MF50V	MH50 MF50 Cont. engine with vertical muffler pipes gaskets	35	219.95
G176E601H	MF65 Cont. gas with gaskets	20	179.95
37781341H	MF135 diesel AD3-152	5	39.95
37781781H	Late 165 175 185 diesel	10	32.95
37781051H	255 w/4.236 265 275	13	91.95
6354EM	1100 6.354 Perkins non-turbo	18	181.25
P354T	1105 1130 1135 2705 turbo 6.354 exhaust manifold w/13 bolts	20	144.95
761715MH	MH 44 - 4 cylinder	39	222.85
F218E500H	MH 44 6 cyl 101 Sr exhaust	22	210.50
MH446IMH	MH 44 - 6 cyl intake	17	143.55

Gaskets

Continental

Part #	Application	Weight	Price \$
MS15028	F124 F140 F162	1	8.95

Massey Ferguson

Part #	Application	Price \$
MS18645	TO20 TE20 TO30 TE30 MF35	4.25
MS2453	MF65 165 Perkins Diesel	17.95
MS321	MF65 165 Cont G176 gas	14.95
44107042	1105 1130 1135 2705 3225 3545	12.15
41281007	Pony	7.95
MS12172	MH44 H260 Continental	17.45

Perkins Exhaust Elbows




Part #	Application	Wt	Price \$
37773863H	MF1105 1130 1135 White 2-105 2-110 Casting # 37773863 5" turbo to end of elbow	10	119.95
37731881H	4 1/2" turbo to end of elbow	10	141.95

Muffler Assembly

Each assembly consists of: exhaust pipe, muffler, tail pipe.

Part #	Application	Inlet Design	Shape	Price \$
MF19	T020, T030 1948-57	Flared	C shape	35.01
MF16	T020, T030 1948-57	Flared	L shape	30.07
MF8	T035 Gas, Diesel 1955-57	Flared	C shape	40.73
MF9	T035 Gas, Diesel 1955-57	3 bolt	C shape	48.54
MF7	MF35, MH35, T035, 202, 203, 204, 205 Ind.	3 bolt	L shape	31.83
MF32	MF35 Diesel	3 bolt		33.18
MF36	MF135 Gas, Diesel	3 bolt		42.96

Exhaust Pipes



Part #	Application	Inlet Design	Vert length B	Horizon length C	Out-let OD	Price \$
MFE7	T020, T030, Gas	Flared	18"	23"	1 1/2"	19.56
MFE2	T020, T030 Gas Vertical	Flared	29"	13"	1 1/2"	22.10
MFE2	MH35, MF35, T030	3 Bolt	20"	20"	1 1/2"	22.10
MFE12	MF35 Gas, Diesel	3 Bolt	22"	26"	1 1/2"	18.63
MFE4	MF40, 50 MH50	Clamp on	12"	34"	1 1/2"	24.94
MFE5	MF40 Gas Vertical	Clamp on	8"	31"	1 1/2"	18.31
MFE6	MF65 Gas	Clamp on	12"	34"	1 1/2"	21.96
MFE1	MF65 Diesel	3 bolt	12"	34"	1 1/2"	17.54
MFE10	MF135 Gas	3 bolt	13"	31"	1 1/2"	18.34
MFE11	MF135 Early Gas, Diesel	3 bolt	1 1/2"	32"	1 1/2"	18.05
MFE9	MF135, 3 cyl Perkins Gas/Diesel	3 bolt	12"	31 1/2"	1 3/4"	20.01
MFE8	MF150 Gas, Diesel w/Generator	3 bolt	11"	32"	2	20.40
MFE3	MF150 Gas	3 bolt	11"	32"	1 3/4"	21.37

Parade Stacks

Massey Harris



Part #	Applications	Avg Wt	Description	Price \$
CH20446	20 THRU 44, 444, 44-681, 82, 101Jr, 101Sr, 102Sr	10lbs	CHROME STRAIGHT	108.00

Massey Ferguson

FUEL SYSTEM

New Carburetors

We can Rebuild your Old Carburetor for \$150.

Aluminum Rebuilds are \$200.

Rebuild includes: Cleaning, Inspection, Carb Kit, & Labor .

Additional Parts Cost Extra



Part #	Application	Replaces Carb #	Price \$
ZRTSX361ANH	TE20 TO20 TO30	TSX361A 458	327.85
MRTSX605NH	TO35 MF35 50 135 150 MH F40 MH50	TSX605 683 882 MARVEL-SCHEBLER	327.85
ZR12522NH	TE20 TO20 TO30 MF135 230	TSX28 34 55 155 188 248 272 308 309 312 361 458 541 13800	312.55
ZR12566NH	TO30 TO35 MF50 135 150	TSX605 683 882 ZENITH REPLACEMENT	299.40
ZR14991NH	MH 33 333 MF235 245	TSX505 506 506A 596 13795	395.85
ZRTSX749NH	MF85 88 SUPER 90 MH201 202 203	TSX27 27A 62 162 644 786	434.50
ZR13338NH	MF20 35 135	13338 13372	347.15
ZR12548NH	MF30 65 165 255	12548 13337	381.60
ZRTSX798NH	MF65 150 165	TSX695 884 947SL	398.85
ZRTSX782NH	MF175 180	TSX893	407.95
13430	MF1100	13209	749.95

Carburetor Kits

C, K, IH, MS, Z Kits contain Needle & Seat, Float Lever Pin & all Gaskets

BK Kits contain needle, seat, Float Lever Pin, Throttle Shaft & all Gaskets



Massey Ferguson

Part #	Application	MFG	Carburetor #	Price \$
BK48V	TO20, TO30	MS	TSX 361A, 458	17.95
BK49V	TO35, MF35, 40, 50, 135, 150	MS	TSX 605, 683, 882	17.95
BK201V	TO35, 35, F40, 50	C	UT 22235, 24185, 26125	17.25
Z104	135, 165, 175, 180	Z	12548, 13316, 13337, 13338,	27.95
Z103	135	Z	13800	21.95
MS102	150, 165, 175, 180	MS	TSX 884, 893, 947SL,	21.95

Massey Harris

Part #	Application	MFG	Carburetor #	Price \$
MS101	Colt, Mustang Pacer	MS	TSX34, TSX541	21.95
MS101	101, 101JR, 102, 102JR 20 22 22K 30	MS	TSX 28, 34, 55, 88, 155, 188, 308, 309	21.95
MS103	Same as Above	MS	TSX 27, 27A, 62, 93, 162	21.95
Z105	Same as Above	Z	S808	35.95
MS102	33, 333	MS	TSX 505, 506A, 596	21.95
BK87V	44, 44K, 444	Z	10729A, 10444	27.62
Z105	44-6, 55, 555	Z	1214, 10285, 10445, 11523	35.95

Carb Floats

Part #	Application	Description	Price \$
9N9550AH	20 22 30 50 Pacer 101 Jr 81 82 TE20 TO30 TO30 TO35 MF35 F40 MF50 135 150	With Marvel Carbs	9.95
C85156	33 333 65 150 165 175 180	With Marvel Carbs	19.95
C4531H	101 101Sr 102Sr 33 44 44-6 55 333 444 555	With Zenith Carbs	22.75

Fuel Caps

Massey Harris

Part #	Application	Description	Price \$
23995DAH	COLT, 20, 22, 33, 44, 44-6, 44 SPEC, 101, 102 Jr	2-3/4"	8.95
E7NN9030AAH	MH PONY, PACER, MF TO20, TO30, 35, F40,50, 65, 85, 88, SUPER 90, 135-1800	CHROME CAP	7.95

Sediment Bowls

Massey Ferguson



Part #	Application	Description	Price \$
180141MH	TO20 TO30 TO35 MF35 50 65 86 88	Shallow Bowl Assembly W/upright screen	14.49
70239167H	50 135 165 175 180	Bowl Assem- bly W/Large Bowl	22.20
1851653MH	MF 50 65	Fuel Shutoff	9.95

Massey Harris



Part #	Application	Description	Price \$
370832RH	20 22 30 33 44 44 Special 55 81 82 333 444 555 Mus- tang 101Jr 101Sr 102Jr 102Sr	Large Bowl Assembly	24.95

Glass Filter Bowls

Part #	Price \$
4024382MH	5.99
1039071MH	4.24

Precleaners

Massey Harris

Part #	Application	Diameter	Price \$
59095DH	Colt Mustang, 20, 21, 22, 30, 33, Gas & Diesel, 44 Gas, Diesel 44 Special 44-6, 101 Jr, 102 Jr.	2"	89.95



Fuel Transfer Pumps

MF Perkins



Part #	Application	Price \$
3637286MH	AD4.203 A-4.318 165 1080 1085 540 w/o sediment bowl w/ hand primer 2 bolt mnt	24.54
3637338MH	AD4.203 65 165 2 bolt mount w/sed. bowl	36.95
3637309MH	A6.372 AT6.354 1130 1135 Early 750 760 2 bolt mount	34.77
3637415MH	A4.300 A6.354 AT6.354 1100 1130 glass bowl 2 bolt mnt	59.96
3637290MH	A4.236 A4.248 165 175 185 4 bolt mnt fuel lines are 4 & 11 oclock	37.85
2641728H	Same as above except 4 & 8 oclock	27.38

Turbos

Our turbos are rebuilt by the original manufacturers!

- Please have the model of equipment and number off the turbo
- Core prices vary by order number
- Customer must furnish model or SN on turbo tag
- Cores cannot be broken, damaged, or disassembled



Part #	Application	MF #	Model	Price \$
4657409001	1135, 2705	1447152M91	TO4B51	666.19
181781R	750, 760	2674217	TO4B8058	CALL

Fuel Tanks

Part #	Description	Price \$
181637MH	TO20 TE20 TO30 Like Original	214.95
189209MH	TO35 MF35 135 202 W/Cont Eng	249.15
579701MH	MF230235 245 Ind 20C 30B 30D	274.95
1672762MH	MF240 250 Ind 20E/F 30E/H 40E	177.95

Massey Ferguson

COOLING SYSTEMS

Radiators



Part #	Application	Weight	Cap #	Price \$
194701MH	165,175 STD RC W/CONT GAS & DSL	35	211	271.43
539919MH	230, 245	28		288.55
538771MH	4840, 4880	TRUCK		2319.35
3618630MH	6110, 6120, 6130	37		798.14
3618628MH	6160, 6170, 6180	39	215	488.48
3619008MH	3655 Above SN B284013	75		749.71
181623MH	TO20 TO30 TO35	20	219	245.95
894319MH	MF35	20		226.04
1660499MH	135 148	25		236.95
885579MH	185 188	28		194.94

Remanufactured Water Pumps

Massey Ferguson Combines



Part #	Application	Price \$
M747650	540 W/ PERK DSL CAST # 37711030	CALL
M747616	750 W/AT6-354 BEL SN 1696 15716 750 W/ A6-372 BEL SN 1696 19596 760 W/ AT6-354 BEL SN 1746 009413 ALL W/ PERK DSL W/ CAST # 37711820	CALL
M747571	550 750 W A6-354-4 ABV SN 1696 19596 760 W AT6-354-4 SN ABV 1746 009413 850 & 860 BOTH W AT6-354-4 ALL W/ PERK DSL W/ CAST # 37711882	139.95
M747570R	550 750 WA6354-4 ABV SN 1696 19596 760 W/ AT6-354-4 ABV SN 1746 009413 850 & 860 Both W AT6-354-4 ALL W/ PerK DSL w/ Cast 37711870	CALL
M3637354R	760 860 BOTH W/ PERK AV8-540 CAST # 37712470	CALL
M4222028	8450 W/ PERK 1006.6T CAST # 3771004	CALL
M3641875	8590 9720 W/ PERK DSL CAST # 37712610	CALL

Lower Radiator Hoses



Part #	Application	Price \$
180145MH	TE20 TO20 TE30 TO30	10.80
180783MH	TO35 below 204181	7.28
180783MH	TO35 above 204181 MF35	7.28

Upper Radiator Hoses



Part #	Application	Price \$
180085MH	TE20 TO20 TE30 TO30	5.30
186826MH	TO35 below 204181	CALL
180085MH	TO35 above 204181 MF35	5.30

Radiator Caps

Massey Harris



Part #	Application	Wt	\$
14628AH	81 20 22 COLT MUSTANG EAR 101JR & SR 102 JR & SR ALL LIKE ORIG & FOR NON PRESS SYSTEMS	0.5	10.74
OLRC22	PACER / CHALLENGER ALL NON PRESS SYSTEMS	0.5	8.95

Remanufactured Water Pumps

Quality US Remanufactured Water Pumps

- Better Price
- Better Quality
- No Hassle Core Policy

Have casting number available if possible.



Massey Ferguson Tractors

Part #	Application	Price \$
M740611	65 165 255 MF50 50A 302 304 3165 ALL W PERKINS DSL AD4203 CAST #37711260 W/O PULLEY	97.30
M743065	165 175 180 265 ALL W/ PERKINS GAS W/ CAST 37711070 W/O PULLEY	117.57
M743927	1150 1155 BOTH W/ PERKINS DSL CAST # 37711000 W/O PULLEY	106.95
M743929	2745 2775 2805 ALL W/ PERKINS DS CAST #37712640	CALL
M744714	2775 2805 BOTH W/ PERK DSL CAST #37712611	CALL
M744228A	2640 2675 3090 3505 3545 3630 3650 ALL W/ PERKINS A6.354.4 DOUBLE THERMOSTAT SHAFT EXT 2 1/2" ABV BEARING	CALL
M747446A	698 1080 1085 ALL W/ PERKINS DSL 3/4" DIA SHAFT CAST # 37712390	CALL
M747446BR	698 1080 1085 ALL W/ PERKINS DSL 15/16" DIA SHAFT CAST # 37712390	CALL
M747598A	1100 1130 BOTH W/ PERKINS DSL SINGLE THERMOSTAT 3/4" DIA SHAFT W/ CAST # 37712330	168.95
M747598B	1100 1130 BOTH W/ PERKINS DSL SINGLE THERMOSTAT 15/16" DIA SHAFT	174.95
M747611A	1105 1135 BOTH W/ PERKINS DSL DOUBLE THERMOSTAT 3/4" SHAFT CAST # 37712460	CALL
M747611B	1105 1135 BOTH W/ PERKINS DSL DOUBLE THERMOSTAT 15/16" DIA SHAFT CAST # 37712460	CALL
M747611C	1105 1135 BOTH W/ PERKINS DSL DOUBLE THERMOSTAT 15/16" SHAFT W/ CAST # 37712540	CALL
M4222028	3095 3120 3140 3645 3655 3660 6170 6180 6190 8120 ALL WPERK ENG 1006.6T CAST # 3771004	CALL

New Water Pumps

Gaskets / orings included for most applications

Please advise casting # if possible
Pump order numbers with a star have pulley included

* Denotes pulley included



Part #	Application	Wt	\$
830862MH	TE20 TO20 TO30	5	54.74
M830691	TO35 F40 MF35 50 135 150 ALL W/ Z134 GAS ENG	5	66.22
1032427MH	165 175 3165 ALL W/CONT GAS	17	134.50
835615MH	65 180 BOTH W/ GAS CONT GAS	6	70.95
743065MH	165 175 255 265 180 ABV SN 236UA1732A ALL W/PERK GAS	8	112.95
3637372MH	65 165 255 3165 ALLW/ PERK DSL AD4-203	11	96.81
3637411MH	175 180 255 265 275 ALL PERK 4-236 A4248 ALL W/ CAST 3771630 4131225 743064M91	12	56.95
3641887MH	1080 1085 698 ALL W/A4.318 CAST 37712390	20	142.55
3641365MH	1105 1130 1135 ALL W/ A6.354 A6354T	28	237.82

Oil Pressure Switches

Part #	Description	Price \$
273541MH	135-180 230 235 245 255 1080-1155	17.59
3599307MH	240 250 260 265 270 275 285 290	5.10



Heaters



Part #	Application	Watts	Price \$
3100013	35 40 50 150 175 180 203 205 235 265 1100 1105 1130 1105 2135 2200, 1-1/4" FROST PLUG	600	31.95
3100093	65, 90, 165, 255, 285, 302, 304, 365, 1080, 1085, 3165 3/4"NPT IMMERSION	400	34.95
3100003	1150, 1155 1"NPT IMMERSION	400	28.95

Thermostats



Part #	Application	Price \$
1845180H	35 50 135 150 165 175 & 185 W/4.248 1080 1085, 1100, 1105, 1130, 1135 180°	7.95
B2NN8575AH	TE20, TO20, TO30, TO35 160°	17.55

Massey Ferguson

COOLING SYSTEMS

Fan Blades & Assemblies

Part #	Application	Price \$
194046MH	135 W/Perkins G/D 150 W/Perkins G 165 W/Cont G/D 4 Blade	24.55

Fan Belts

Part #	Description	\$
843198MH	135G SN 38905->, 165, 175 Perkins Gas	9.75
186750MH	50 Dsl, 165 Dsl, 175-180 Dsl SN <-40277	6.95
189789MH	165, 175 W/Cont Gas, 3165 G/D W/alt	10.65
513833MH	175 Dsl W/Alt	7.91
190083MH	175 Dsl W/Gen	4.79
512951MH	180 Dsl SN 40288->	11.95
505995MH	180 Cont Gas	8.98
531371MH	230, 235, 245 Dsl, 255 GAS SN<-211258	7.96
516467MH	1080 W/O Air	13.85
522061MH	1080 W/ Air	11.06
517951MH	1100 Dsl W/ Air, 1105 SN 354UA3356T->, 1135 Matched set of 2	11.75
518506MH	1150, 1155 Matched set of 2	12.89
3040950MH	2675, 2705	17.50
3040949MH	2675, 2705 Matched st of 2	8.77
1612891MH	2745, 2775, 2805 Set of 2 62"	18.36
1612892MH	2745, 2775, 2805 Set of 2 56"	13.72

Don't see your model?

Service, Parts, Owners Manuals

Part #	Application	Pages	Desc.	Price \$
MFTO20P	TO20, TO30	135	Parts	32.95
MFTO20S	TO20, TO30	197	Service	39.95
MF65P	65 Gas and Diesel	425	Parts	65.95
MF65S	65 Gas and Diesel	339	Service	60.95
MF165P	165	259	Parts	75.95
MF165S	165	335	Service	59.95
MF1100P	1100, 1130	673	Parts	120.95
MF1100SH	1100, 1130	422	Service	72.95



IT Shop Manuals

Part #	Description	Price \$
FE-2	Models TE20, TO20, TO30	23.22
MF-14	Models TO35, TO35 Diesel, F40, MH50, MHF202, MF35, MF35 Diesel, MF50, MF202, MF204	23.22
MF-27	Models MF135, MF150, MF165	23.22
MF-36	Model MF285	23.22
MF-41	Models MF670, MF690, MF698	23.22
MF-42	Models MF230, MF235, MF240, MF245, MF250	23.22
MF-43	Models MF255, MF265, MF270, MF275, MF290	23.22
MF-44	Models MF3505, MF3525, MF3545	23.22
MF-45	Models MF362, MF365, MF375, MF383, MF390, MF390T, MF398	23.22
MF-46	Models MF340, MF350, MF355, MF360, MF399	23.22
MF-47	Models MF1010 (Standard, Hydro), 1020 (Standard, Hydro)	23.22
MH-2	Models MH20, MH22, MH30, MH44, MH55, MH81, MH82 Pony	33.95
MH-5A	Models MH33, MH44, MH55, MH555 Colt Mustang	33.95
MH-6A	Models MH16 Pacer	33.95
MF-201	Model MF65, Models MF85, MF88, MF Super 90, MF Super 90WR, Models MF1100, MF1130, Model MF1150, Models MF1105, MF1135, MF1155, Models MF1080, MF1085	33.95
MF-202	Models MF175, MF180, Models MF205, MF210, MF220, Models MF2675, MF2705, Models MF2745, MF2775, MF2805	33.95

Call us!

Chances are we can get the manual you need!

FILTERS

Filters weigh approx. 2 lbs.



Air

Part #	Application	Style	\$
PA1683	150,165, 180, 175, 302 & 304, 2135 G, 2200, 3303D, 3305D	Outs. Air	22.42
PA1821	135 D, 65 D, 2135, 2155	Ins. Air	25.80
PA1809	150 G & D, 165 G & D, 175 G & D, 180 G & D, 230 G & D	Ins. Air	37.05
PA2341	1100 & 1130 †sn 9B24396	Outs	53.39
PA2342	Same as above	Ins. Air	33.62
PA1831	1100 & 1130 †sn 9B24396	Air	56.32
PA2401	1005, 1105, 1135, 1155	Outs	55.75
PA2402	1005, 1105, 1135, 1155	Ins. Air	32.46
PA1884	1800, 1805, 1500, 1505	Outs	41.92
PA1911	Same as above	Ins. Air	29.83
PA2329	Combines: 750 & 760 Tractors: 1500, 1505, 1800, 1805	Cab air	44.33
PA2793	3505, 3525, 3545 all w/6354, 2675 SN 9R11890	Outs	59.17
PA2794	Same as above	Ins. Air	55.08
PA2611	2775 & 2805	Outs	98.97
PA2605	Same as above	Ins. Air	61.27
PA2464	1105 - 1155, 1085	Cab air	58.21
PA1690FN	1030, 1035, 1040, 210	Air	19.24
PA2418FN	Tractors: 1200, 3306	Outs	38.05
PA2419	Tractors: 1200, 3050 - 3070, 3075, 3080, 3085, 3090, 3120, 3306, 6150 - 6180	Ins. Air	24.14
PA1681FN	Combines: 410, 510	W/fins	21.26
PA1882	Same as above	W/o fins	27.85
PA618	410, 510, 540, 550	Cab air	43.86
PA2360FN	750 & 850 gas	Outs	29.80
PA2487	Same as above	Ins. Air	22.33
PA2426FN	850 & 860 w/6354, 860 & 865 w/540 V-8	Outs	43.11
PA2427	Same as above	Ins. Air	27.22

Fuel

Part #	Application	Style	Price \$
BF884	235, 245, 255, 265, 275, 290 all w/Perk DSL, 2745 - 2805, 3050 - 3070, 3630, 3650, 3670	C.A.V	13.28
BF825	Combines - 410, 510, 540, 550 all w/Perk DSL, 850 w/354 Tractors - 65DSL, 165 - 180 all DSL, 203, 205, 240, 2200 & 2500 DSLs, 1005, 1100, 1105, 1130, 1135, 1200 all w/354, 1150 w/ V8510, 2135, 2645-2805, 3080 - 3090, 3120 - 3165, 3303 - 3306 DSLs	Can	6.20

Oil

Part #	Application	Style	\$
P40	Fram F3 Housing - Colt, Mustang, Pony, 20, 30, TO30, TO35, MF35, 40, 50, 60, 65, 135, all w/cont'l gas	Element	8.53
PF828	Puro P700 Hsg - same as above	Element	8.66
BT215	135, 154-4, 165, 230, 235, 240, 245, 2675, 2705, All w/Perkins DSL	5" spin on	11.97
BT216	Combines - 750, 850, 860, 865, 855 all w/6.354, 760 w/6.354 †sn174009413, 760 w/AU8-540 Tractors - 175, 180, 265, 275 - 290, 362 - 398, 670 - 698, 1085, 3050 - 3070, 3140, 3525 - 4235	5 1/2" spin on	10.49
PT108	MF30 - MF50, MF65 - MF140 - 150 - all DSLs, 2135 & 2200DSL	Element	CALL
BT237	Combines: 510 & 550 w/354, 850 w/372, 860 & 865 w/V-8540 Tractors: 1105 - 1155, 2705 - 2805, 2620 - 2680, 3075 - 3090	7" spin on	9.42
P177	165, 180, 285, 1080, 1085 all w/Perk DSL	Element	8.49
BT364	1500 - 1805 all w/Cat DSLs	Spin on	7.09
B7577	By-pass - 4800 - 4900	Spin on	21.70
B196	Full flow - 4800 - 4900	Spin on	19.08

Coolant

Part #	Application	Style	Price \$
BW5137	4800, 4840, 4880, 4900	Spin on	12.50

Hydraulic

Part #	Application	Style	Price \$
BT526	230, 235, 245, all gas & DSL, 255, 265, 275, 285	Spin on.	15.75
PT468MPG	Same as above, except 230	Element	51.25
PT277	300, 410, 510, 750, 760, 850 - all DSLs, 410, 510, 750 gas	Hyd. Tank	12.03
PT20710	Combines: 410, 510, 750, 850	Hydro. filter	10.76
P183	50D, 65D, 85 & 88 Cont'l, 303, 406	Hyd. filter	7.93
P183	175, 180, 230, 245, all w/Cont'l gas, 302 & 304 gas	Steering	7.93
BT443	2675, 2705, 2745, 2775, 2805	Spin on	29.63
PT373	1100, 1105, 1130, 1135, 1150, 1155	Element	12.80
PT207HD10	1505, 1800, 1805, 2200, 2500	Element	10.92

ENGINE

MANUALS • MANUALS • MANUALS • MANUALS

MANUALS • MANUALS • MANUALS • MANUALS

Oliver, White, M-M

ENGINE COMPONENTS

Overhaul Kits

Our Overhaul Kits

contain:

- Keepers
- Rod Bearings
- Main Bearings
- Gaskets
- Sleeves
- Pistons
- Rings
- Wrist Pins



Have your Rod & Main Bearing sizes ready when you place your order. If possible, supply Engine Serial Number to help ensure order accuracy.

Part #	Application	Engine #	Engine Serial Numbers and Specs	Price \$
OH310G	1850 1855	310 Gas	1850 above ser. # 150420, 1855 above ser. # 219999	1,142.95
OHVRD310T	1855T 1950T 1955T	VRD310T	310 Turbo	1,133.95
OHVRD310	1750 1755	VRD310	310 Diesel	1,100.00
OHVRD283	1650 1655	VRD283	Above ser. # 187585	973.95

Sleeve & Pistons **SEALED POWER**

Oliver & White



- Most Aluminum Pistons contain Ni-Resist inserts to prolong ring groove life in top or top and second ring grooves.
- Sleeves have a fire-wall design to protect head gaskets from high temperatures.

Part #	Application	Engine	Price \$
SL1982	Engines 166D, 177D, Super 166 Super 177D, Super 166HC, Super 177HC. 4 and 6 cylinder engines overbore from 3 1/2 to 3 5/8		135.60
SL1982	1550, 1555	232 Waukesha	135.60
SL1982	1550, 1555	Diesel	135.60
SL2527	1650, 1655 Ser #187586 ↑	Diesel	158.07
SL2583	1650 w/Lanova Injetion		150.89
SL2583	1800 Ser #124395 ↓		150.89
SL2523	1750, 1755		175.85
SL2541	1850 Ser #147254 ↑	Gas	143.71
SL2541	1855 All	Gas	143.71
SL2193	2-85, 2-105, 1850, 1950	6.354 Perkins	142.03
SL2457	2-105, 7800 Combine	6T.354	173.65
SL2691	1855, 1950T, 1955T	310D	147.97

Piston Rings

*Prices vary due to the number of rings being sold in a particular set



Part #	Application	Bore	Engine	Rings	Compression Width	Oil Width	Price \$
S4806	66, 77, 88, 880, 1600, GAS & DIESEL	3.5	166HC, 177	4	1/8	1/4	CALL
S4535	1550, 1555 GAS & DIESEL	3.625	232 WAUKES	4	3/32	3/16	CALL
S41128	1650, 1655, 2-70, 2-78, 4-78, G750	3.875		3	2/32	3/16	25.95
S41128	1750, 1755	3.875		3	3/32	3/16	25.95
S41128	1850, 1855 GAS	3.875		3	3/32	3/16	25.95
9194KX	2-85, 2-105, 1850, 1850	3.875	6.354	5	3/32	2-1/4	126.26
5198822H	2-115, 4-115, 1900, 1950	3.875	4-53 DETRO	6	1-.082, 3-3/32	2-3/16	41.83
C80061	SUPER 99, 990D	4.25	3-71 DETRO	6	1/8	3/16	CALL

Gasket Sets



Oliver


Oil Pan

Part #	Model	Price \$
OS5655R	77, Super 77, 770 with 194 Waukesha Gas	CALL
OS5655R	77, Super 77, 770 with 194 Waukesha Diesel	CALL
OS5655R	77, Super 77, 770 with 216 Waukesha Gas	CALL
OS5655R	77, Super 77, 770 with 216 Waukesha Diesel	CALL
OS6723D	88, Super 88, 188, 800, 1600 w/ Waukesha 231 G	11.39
OS6723D	88, Super 88, 188, 800, 1600 with Waukesha 231 Diesel	11.39
OS6723D	88, Super 88 with Waukesha 265 Gas	11.39
OS6723D	880 w/ Waukesha 265 Gas	11.39
OS6723D	1650 SN Above 147569, 1655 w/ Waukesha 265 G	11.39
OS6723D	1750, 1755, 1800, 1850, 1855 w/ Waukesha 283 G	11.39
OS6723D	1655, 1750, 1755, 1800, 1855 with Waukesha 310 Diesel	11.39



Overhaul/Conversion

Part #	Model	Price \$
FS7850B	55, Super 55, 66, Super 66, 166, Super 166550, 660 with 144 Wauk.	141.89
FS7850B	55, Super 55, 66, Super 66, 166, Super 166550, 660 with 155 Wauk.	141.89
FS7411B	77, Super 77, 770 with 194 Waukesha Gas	188.90
FS7411B	77, Super 77, 770 with 194 Waukesha Diesel	188.90
FS7411B	77, Super 77, 770 with 216 Waukesha Gas	188.90
FS7411B1	77, Super 77, 770 with 216 Waukesha Diesel	197.90
FS7641B	88, Super 88, 188, 800, 1600 w/ Waukesha 231 G	165.87
FS7641B	88, Super 88, 188, 800, 1600 with Waukesha 231 Diesel	165.87
FS7641B	88, Super 88 with Waukesha 265 Gas	165.87
FS7641B5	880 w/ Waukesha 265 Gas	205.25
CS83301	1650 SN Above 147569, 1655 w/ Waukesha 265 G	219.58
CS83301	1750, 1755, 1800, 1850, 1855 w/ Waukesha 283 G	219.58
CS3842	1655, 1750, 1755, 1800, 1855 with Waukesha 310 Diesel	38.59
CS21100	1850, 1950 with A6.354 Perkins Diesel	108.14



ENGINE


Valve Cover

Part #	Model	Price \$
VS39697	1750, 1755, 1800, 1850, 1855 w/ Waukesha 283 G	12.53
VS26004C	1850, 1950 with A6.354 Perkins Diesel	15.75



Valve Grinding

Part #	Model	Price \$
HS7850B	55, Super 55, 66, Super 66, 166, Super 166550, 660 with 144 Wauk.	CALL
HS7850B	55, Super 55, 66, Super 66, 166, Super 166550, 660 with 155 Wauk.	CALL
HS7411B	77, Super 77, 770 with 194 Waukesha Gas	113.90
HS7411B1	77, Super 77, 770 with 194 Waukesha Diesel	99.77
HS7411B	77, Super 77, 770 with 216 Waukesha Gas	113.90
HS7411B1	77, Super 77, 770 with 216 Waukesha Diesel	99.77
HS7641B	88, Super 88, 188, 800, 1600 w/ Waukesha 231 G	84.90
7641B Head Only	88, Super 88, 188, 800, 1600 with Waukesha 231 Diesel	39.50
HS7641B	88, Super 88 with Waukesha 265 Gas	84.90
HS7641B	880 w/ Waukesha 265 Gas	84.90
HS8338B	1650 SN Above 147569, 1655 w/ Waukesha 265 G	142.07
HS8330SB1	1750, 1755, 1800, 1850, 1855 w/ Waukesha 283 G	240.16
HS8330SB	1655, 1750, 1755, 1800, 1855 with Waukesha 310 Diesel	259.50
HS21101B	1850, 1950 with A6.354 Perkins Diesel	212.55



Oliver, White, M-M

ENGINE COMPONENTS

Reconditioned Rods with New Bushings



Oliver

Part #	Application	Price \$
R190107	88, 1600, Gas & Diesel	98.95
R180107	550, 660, 770, 1550 Super 55, 66, 77 Gas & Diesel	98.95
R221407	1750, 1755, 1800, 1850, 1855, 1950, 1955 Diesel	109.95
R221007	1800 Gas & Diesel	98.95
R221207	1800 Gas & Diesel	94.95

*There are more than one rod forging # for this application. Please advise us of yours.

Main Bearings



Part #	Application	Engine Application	Price \$
MS406P	77G, 77D, early Super 77G and 77D	194 & 216	92.70
MS406P	Late Super 77G & 77D 1550G, 1550D, 1556, 1555D, 770G, 770D	216	92.70
MS349P	88G, 88D	231	84.33
MS349P	Super 88G, 880G, 1650G, 1655G	265G	84.33
MS405P	Super 88D, 880D	265D	CALL
MS405P	550G, 550D	180	CALL
MS676P	1650D, 1655D, 1750G	VRD283, VRG283	CALL
MS676P	1750D, 1755G, 1755D, 1800G, 1800D, 1850G, 1850D, 1950G, 1950D, 1955D	VRD310, VRG310	CALL
4352M	2-85, 2-105, 1850	6.354 and T6.354	58.04
4352M	7800 Combine	Perkins	58.04
MB1276P	Super 99D, 990D	3-71 Detroit	CALL
MS502P	2-115, 4-115, 1900, 1990	4-53 Detroit	CALL

Rod Bearings



Part #	Application	Engine Application	Price \$
CB446P	77G, 77D, early Super 77G and 77D	194 & 216	14.95
CB451P	Late Super 77G & 77D 1550G, 1550D, 1556, 1555D, 770G, 770D	216	12.50
CB451P	88G, 88D	231	12.50
CB451P	Super 88G, 880G, 1650G, 1655G	265G	12.50
CB703P	Super 88D, 880D	265D	CALL
CB451P	550G, 550D	180	12.50
CB703P	1650D, 1655D, 1750G	VRD283, VRG283	CALL
CB703P	1750D, 1755G, 1755D, 1800G, 1800D, 1850G, 1850D, 1950G, 1950D, 1955D	VRD310, VRG310	CALL
CB667AL	2-85, 2-105, 1850	6.354 and T6.354	CALL
CB1209AL	7800 Combine	Perkins	CALL
CB1596P	Super 99D, 990D	3-71 Detroit	CALL
CB1265P	2-115, 4-115, 1900, 1990	4-53 Detroit	CALL

Rod Bushings

Oliver

Part #	Application	Engine	Price \$
*1884Y20	88D, 880D, Super 88D	(231 G&D)	4.05
*1884Y20	165OD, 1655D	(VRD2830)	4.05
*1884Y20	1750D	(VRD310)	4.05
*1884Y20	1850, 1855	(310 Gas)	4.05
*1884Y20	77 88 88D 880 1750 1755 1850 1855	(265/283/310 G&D)	4.05



Valve Train

Oliver

Exhaust Valve

Part #	Application	Engine	HD DIA/OAL	Price \$
V1056	66, 66HC, SUPER 66 GAS	129	1.13 / 5.16	13.18

Guide

Part #	Application	Engine	Price \$
VG857	66, 66HC, SUPER 66 GAS	129	3.29

Intake Valve

Part #	Application	Engine	HD DIA/OAL	Price \$
V1057	66, 66HC, SUPER 66 GAS	129	1.31 / 5.16	11.17

Spring

Part #	Application	Engine	Price \$
VS400	66, 66HC, SUPER 66 GAS	129	2.81

Cam Engine Bearings

Oliver

Part #	Application	Engine	Price \$
SH330S	(231 G & D)	88D, 880D, Super 88D	6.85
SH614S	(VRD283/310)	1650D 1655D 1750D 1755D 1850 1855D	CALL
SH614S	(VRD310)	1650 1750 1850 1655 1755 1855	CALL
SH614S	(310 Gas w/Gak)	1850, 1855	CALL
SH330S	(231 G&D)	77 Super 77 88D Super 88 880D 1600	6.85

Crankshafts



All Reground Crankshafts come with Main & Rod Bearings and are X-Rayed, Magnafluxed, Straightened and Stress Relieved. **These will have a Core Charge added to the Exchange Price listed.** All Cores must be Re-Buildable, not Broken. Splines & Keyways must be good and must be Re-Grindable, 30/30 Cores are not acceptable. Upon Receipt of Core, Refund will be issued. Have Casting # of your Crankshaft available when you call.

Oliver

Part #	Application	Wt	\$
181411R	55 66 Gas/Diesel h 6504 Super 55 Super 66 550 660 Gas/Diesel	65	466.63
185111	77 Gas/Diesel i 6503	60	551.58
186311R	77 G/D h 6504 Super 77 770 1550 1555	60	490.88
190111	88 G/D i 6503 1600 Dsl 1650 1655 Gas	80	658.85
191311R	88 G/D h 6504 Super 88 G/D 880	80	607.34
221211C	1650 Dsl 1655 Dsl 1750 Gas1755 Gas all w/1-1/2" thrust	85	820.32
31322302	1850 1950 Dsl 6-354 Perkins	90	632.65

White

Part #	Application	Weight	Price \$
191211R	2-70 Gas	80	658.85
221211C	2-70 Diesel	85	820.32
31322362	2-105 Diesel T6-354 lip seal	90	622.51

Front and Rear Main Seals

Oliver



Rear Main Seal


Part #	Application	Price \$
62656	1600 Gas/Diesel 1650 Diesel 1655 Diesel 1750 -1755 Gas/Diesel 1850 Gas 1855 Gas/Diesel	8.95

Front Main Seal

Part #	Application	Price \$
62414	1600 Gas/Diesel 1650 Diesel 1655 Diesel 1750 -1755 Gas/Diesel 1850 Gas 1855 Gas/Diesel	4.95

Oliver, White, M-M

ENGINE COMPONENTS



Remanufactured Heads

- Always order heads by your casting number!
- All heads are cleaned • Seats replaced as needed •All cracks repaired • Surface ground •New guides •Bare head, no valve, springs, etc.

Diesel

Casting #	Application	WT	Price \$
186402 -186402K- IM180H	SUPER 77, 1550	115	666.67
192002B - 100042A	SUPER 88	115	666.67
195402	770	115	733.33
192202B (SPECIFY WATER NECK HOLES)	1600	125	733.33
157081 - 221902	1800	125	733.33
221502	1800 SPLIT HEAD	125	866.67
37116660 - 37116680	1800 PERKINS	135	733.33
157163ASA - 221802	1650 SPLIT HEAD	125	866.67
158792ASA - 221902	1650	145	733.33
223102D	1750	145	733.33
223202	1755	145	733.33
L180D	55, 66	95	533.33
186302 - M180A	77	115	666.67
191202 - 192002 - K180A - IK180G	88	115	666.67
181402	SUPER 55	95	533.33

Gas

Casting #	Application	WT	Price \$
160002E	60	70	433.33
(ORDER # OL70G) SPECIFY #	70	75	433.33
(ORDER # OL80G) SPECIFY #	80	75	433.33
180402 - L180	55, 66	75	466.67
185402 - M180C	77	75	533.33
185502 - IM180D	SUPER 77	75	533.33
190002 - K180	88	85	566.67
190002C - IL180	SUPER 88	85	566.67
185502 - 161157A	770	85	533.33
190302 - K180B	880	85	566.67
180902 (SPECIFY WATER NECK HOLES)	1600	85	750.95
222202 - 104212AS	1800 SPLIT HEAD	85	733.33
222302	1800	85	766.67
222502	1850 SPLIT HEAD	85	766.67

EXHAUST

Manifolds

Oliver



Part #	Application	Wt	Price \$
161818AH	770 1550 1555 gas exhaust	22	206.95
101339AH	770 1550 1555 gas intake	15	174.95
161707AH	88 Super 88 880 1600 1650 1655 gas exhaust	27	148.15
190241BH	88 Super 88 880 intake 2 3/8" carb bolt spacing	14	107.95
101337AH	88 Super 88 880 intake 2 5/8" carb bolt spacing	20	107.95
155879AH	1750 1755 1800 1850 1855 gas exhaust	30	195.45
166871AH	2050 2150 front section	20	210.25
166872AH	2050 2150 rear section	15	164.95

EXHAUST

Manifolds

White



Part #	Application	Weight	Price \$
6354EM	2-85 Perkins non-tubro diesel	18	181.25
P354T	2-105 2-110 6.354 tur. ex. 13 bolt	20	144.95
166871AH	2-135 2-155 Front section	20	210.25
166872AH	2-135 2-155 Rear section	15	164.95

Minneapolis Moline



Part #	Application	Wt	Price \$
KE821GH	U UB UTS exhaust	31	258.95
KE822AH	U UB UTS intake	10	170.95
10A9465H	Late U UB 5 Star M5 602 604 M670 Super 670	31	230.00
10A7695H	Jet Star Jet Star 2 Jet Star 3 4-Star U302 335 445 Big Mo 500	15	130.95

Manifold Gaskets

Oliver



Part #	Application	Price \$
MS900GH	770 1550 1555 gas	29.50
V9943	55 Sup. 55 550 66 Sup. 66 660 77 Sup. 77 770 88 Super 88 880 1600 1650 1655	16.75
MS165	1750 1755 1800 1850 1855	13.95
MS007	2050 2150 - Needs 2 per tractor	16.95

White

Part #	Application	Price \$
MS007	2-135 2-155 - Needs 2 per tractor	16.95

Minneapolis Moline

Part #	Application	Price \$
MS337	Late U UB 5 Star M5 602 604 M670 Su. 670	23.25
MS751	Jet Star 2 3 4-Star U302 335 445 Big Mo 500	7.95
MS337	U UB UTS exhaust	23.25

Mufflers

Oliver



Part #	Outlet	Inlet	Model	Price \$
OL1	1 15/16	1 15/16	70 (4 lbs) 1 15/16	27.24
OL2	1 3/4	2 3/8	66, 77, SN 320001-6502 (6 lbs)	23.29
OL3	2 1/2	2 3/8	66 77 88 Super Cut Hole in Hood 4 lbs	25.38
OL4	1 3/4	2 3/8	77 H-C, 88 Diesel (6 lbs)	23.29
OL4A	1 3/4	1 3/4	66, 77, 88, Extension (4 lbs) Pipe for Muffler	13.08
OL5	2	1 15/16	55 Super & 550 (4 lbs) Gas & Diesel	28.85
OL5A	2	1 15/16	55 Super & 55 Exhaust (7 lbs) Pipe, Pipe goes w/OL-5 Muffler	25.49
OL6	2 1/2	2 3/8	770, 880, 1600 (7 lbs) 1650 G & D	32.34
OL7	2 1/2	2 15/16	1650 1800 & 1850 (9 lbs) with Heat Shield	45.54
OL11	2 1/2	2 15/16	1655 G, 1755 D, 1650 G (15 lbs) 1655 D, 1855 G	122.48
OL12	3 1/2	3 1/4	1855 D, 1950 T, 1955 (16 lbs) Oval 2150 T, 1850 D	125.13

Oliver, White, M-M

EXHAUST

Parade Stacks

Part #	Applications	Avg Wt	Description	Price \$
CH6688	66, 77, 88	10lbs	CHROME STRAIGHT	113.24
CHC6688	66, 77, 88	10lbs	CHROME CURVED	133.82

FUEL SYSTEM

New Carburetors

We can Rebuild your Old Carburetor for \$150. Aluminum Rebuilds are \$200. Rebuild includes: Cleaning, Inspection, Carb Kit, & Labor. Additional Parts Cost Extra



Oliver & White

Part #	Application	Replaces Carb #	\$
ZR12522NH	44 SUPER 44 60 66 SUPER 66 70 77 SUPER 77	TSX49 120 138 186 264 363 380 403 405 418 480 520 531 665	312.55
ZR14544NH	55 SUPER 55 66 SUPER 66 77 88 99 550 660	TSX603 694 10432 11080 11580	336.95
ZRTSX798NH	66 88 SUPER 88 550 660	TSX221 738 775 811	398.85
ZR14991NH	77 88 880 SUPER 77 SUPER 88 1550 1555	TSX181 374 610 755 903 11973 12032 11705 12262 12773	395.85
ZR12566NH	88 SUPER 88	11705 12262 12773	299.40
ZRTSX782NH	99 900 1600	TSX168 394 396 477 581 880 14997	407.95
ZRTSX749NH	1600 1650 1655 1800 WHITE 2-70	TSX807 868	434.50
13430	1750 1735 1800 1850 1855	USX29 32 33 37 44 13750 14990 15099	749.95

Minneapolis Moline

Part #	Application	Replaces Carb #	Price \$
ZR12566NH	335	TSX650 714	299.40
ZRTSX798NH	335 U302 M4	TSX878 885	398.85
ZR14991NH	445 4 STAR SUPER 4 Z ZA ZB	TSX97 633 713 797	395.85
ZRTSX782NH	GB GTB GVI M670 5 STAR	TSX68 625 693 740 901	407.95
ZR12522NH	BF BG R RI RTI	TSX30 36 231 400	312.55
13430	G705 G706 G707 G708 G900 G1000	USX40 43	749.95
ZRTSX749NH	M5 M504 M602 M604 U UB UT	TSX67 624 795	434.50
ZR14544NH	R RT RTI	TSX497	336.95

Carburetors Kits

C, K, IH, MS, Z Kits contain Needle & Seat, Float Lever Pin & all Gaskets

BK Kits contain needle, seat, Float Lever Pin, Throttle Shaft & all Gaskets

Oliver



Part #	Application	MFG	Carburetor #	\$
MS101	60, 66, 70, 77, SUPER 44, 55, 66, 77, 550, 660	MS	TSX 49, 120, 138, 186, 363,	21.95
MS102		MS	TSX 181, 221, 374, 610, 755, 775	21.95
Z101	70	Z	8627, 9725, 10002	21.95
Z109	70	Z	7310, 7116	27.95
Z105	70, 770, 880	Z	8543, 9739, 12259	35.95
Z104	77, 88, SUPER 77, 88	Z	11580, 11705	27.95
MS102	1500, 1550	MS	TSX 903	21.95
MS103	1600, 1650, 1800	MS	TSX 807, 868, 880	21.95
Z106	1800, 1850	Z	13750	27.95

Minneapolis Moline

Part #	Application	MFG	Carburetor #	\$
MS101	R, RT, RTI	MS	TSX 30, 36, 231, 497	21.95
MS103	U, UB, UT, UTS	MS	TSX 67, 624	21.95
MS102	Z, ZA, ZB	MS	TSX 97	21.95
MS101	335	MS	TSX 650, 714, 885	21.95
MS102	4STAR, 445, BIG MO 400 500 600JETSTAR JETSTAR3M4	MS	TSX 633, 713, 797, 878	21.95
MS103	5 STAR G-IV GB	MS	TSX 68 625 693 740 795 901	21.95

FUEL SYSTEM

Carb Floats

Oliver

Part #	Application	Description	Price \$
9N9550AH	44 Super 55 550 60 66 Super 66 70 77	With Marvel Carbs	9.95
C85156	Super 77 88 Super 88 550 660 770 880 1550	With Marvel Carbs	19.95
C4531H	Super 77 88	With Zenith Carbs	22.75

Sediment Bowls

Minneapolis Moline

61578H



Part #	Application	Description	Price \$
61578H	335 445 JetStar3 3Star JetStar4 4Star 5Star M5 M602 M670 Will work on R U Z series	Shallow Bowl Assembly	16.95

Oliver

370832RH



Part #	Application	Description	Price \$
61578H	50 66 70 77 88 99 & Supers 550 thru 880 1550 1555 1600 1650 1655 1750 1755 1800 1850 1855 1950T 2050 2150 2-44 2-70	Shallow Bowl Assembly	16.95
370832RH	Same As Above	Large Bowl Assembly	24.95

TURBOS

White - Oliver

Our turbos are rebuilt by the original manufacturers!

- Please have the model of equipment and number off the turbo
- Core prices vary by order number
- Customer must furnish model or serial number on turbo tag
- Cores cannot be broken, damaged, or disassembled



Part #	Application	White #	Model	Price \$
4653009001	1855, 1950T, 1955	30-3040186, 169057A	TO455	CALL
4657409001	2-105	30-3172023	TO4B51	666.19
4652609002	2-135, 2-150, 2-155	40-3897707	TO4B37	415.86

Fuel Caps

Oliver



Part #	Application	Price \$
23995DAH	60, 70, 77, 88, SUPER 55, 550-770, 1550-1955	8.95

Injectors

Oliver

Includes all Seals for Proper Installation

Part #	Engine / Application	Price \$
OL1600	1600-1800, early 1650 (R&R only) Perkins Models	41.90
OL1650	1650, 1750, 1855, 1950 Pencil (R&R only)	43.67

Oliver, White, M-M

COOLING SYSTEMS

Oil Pressure Switches

Oliver

Fits:
550 770 880 1550 1555 1800 1900



Part #	Price \$
101613AH	9.82

Radiators

Oliver

Part #	Application	Wt	Cap #	Price \$
MS513EH	77 SUPER 77 GAS & DIESEL	35	na	413.03
1KS513H	88 SUPER 88 REPLACED W/PRESSURIZED SYSTEM	35	219	415.95
102755ASH	770 880 GAS & DIESEL	40	2115	651.48

White



Part #	Application	Wt	Cap #	Price \$
303348091H	2-88 2-110	75	211	981.30
303369641H	2-85 & 2-105 both above 297447 w/coolers	75	na	952.95
303394492H	2-135 2-155	80	214	1,027.95
303352749H	1-180 1-180 ser 3 field Boss	Truck	na	1,292.92
303441059H	100 120 125	65	na	932.40
72508761H	6175 6215 6195 above SN681050	40	na	1,188.82
72500876H	6124 6125 (below SN622000) 6145 (below SN642001)	40	na	1,037.29
72508105H	6144, Late 6125 (above SN622000), Late 6145 (above SN642001)	40	na	1,072.26

Radiator Caps



Part #	Application	Weight	Price \$
OLRC22	60 66 SUPER 55 SUP 66 70 77 88 ALL NON PRESS SYST	0.5	8.95
1MS509H	CAP COVER W/ HINGE 66 77 88 ALL SN 121301 -> SUPER 66 77 88 660	1	62.95

Fan Blades & Assemblies

Part #	Description
MANY APPL.	CALL WITH MODEL AND SER #

Fan Belts

Part #	Description	Price \$
KE964EH	GB SN <-1905453, GTB, GTBD, GTC, G705, G706, G707, G708, U, UB, UTI, UTIL, UTS	17.95
22458H	RTI, ZA	9.95
17335H	RTI, U SN<-1904253, ZA 33-1/2"	5.22
200009090H	G950, G955, G1050, G1355	7.71
15500H	JET STAR 3, 4, 400, 500, 600, 4 STAR, 4 STAR Spr, 335, 445	5.95
10A29137H	M5, M504, 602, 604, M670 & Super	7.95
M372BH*	770 w/ps 1800 G/LP	3.07
K37BH*	770 880 W/PS	6.15
101635AH*	550 770 W/O PS 1600 G/LP 1600 Dsl	5.38
101636AH*	550 W/PS, 770 & 880 W/O PS 1600 G/LP 1600 Dsl	7.95
102751AH*	550 W/O PS 770 W/PS 770 W/O PS 880 W/PS 1800 G/LP	3.98
106821AH*	770 W/PS SN <-141901, 880 SN <-141901	5.95
167897AH*	1550, 1650, 1750 G,D,LP, 1555, 1655, 1755 G,D,LP, 1850 Dsl,1950T, 1955	4.95

Thermostats

Minneapolis Moline



Part #	Application	Price \$
2224180H	BF, BG, G, GB, GBT, M5, R, U, Z 180°	5.55
2225180H	M504, M602, M670 DSL 180°	9.00

Oliver

Part #	Application	Price \$
2225180H	44 55 SUPER 55 60 66 & SUPER 77 & SUPER 88 & SUPER 90 99 & SUPER 440 550 660 770 880, 950, 1550, 1600, 1650 180°	9.00
2226180H	SUPER 99 GM, 990 GM, 995 180°	60.00

New Water Pumps

Gaskets / orings included for most applications
Please advise casting # if possible

Part #	Application	Wt	Price \$
HS350AH	60 ROW CROP & STANDARD	9	122.64
162900ASH	66 77 77 ROW CROP & STD SUPER 55 & 66 & 77 550 SN 60501-72831 660	10	121.38
162899ASH	88 SUPER 88 550 SN 72832-127364 770 ABV SN 73639	10	97.02
162804ASH	1550 1555 BOTH GAS ABV SN 169846 DSL ABV SN 168921	15	208.04
160927ASH	1550 1555 ALL GAS SN 16000-169845 & DSL ABV SN 160000 ALL W/ LONG SINGLE PULLEY	16	287.95
162804ASH	1550 1555 BOTH GAS SN ABV 169846 & DSL ABV SN 168921 Double Pulley Pump	15	208.04
157069ASH	1650 ABV SN 187586 1655 1750 GAS & DSL 1800 ABV SN 124397 1850 GAS 1855 ALL W/ CASTING # 157069	14	144.65

Remanufactured Water Pumps

Oliver Tractors

Quality US Remanufactured Water Pumps

- Better Price
- Better Quality
- No Hassle Core Policy

Have casting number available if possible.



Part #	Application	Price \$
W162900	SUPER 55 66 SUPER 66 77 SUPER 77 550 SN 60501-72831 660 SERIES 770 BEL SN 73638 ALL W/ CASTING #S 180060 OR 180160	102.70
W162899	88 SUPER 88 550 SN 72832-127364 770 ABV SN 73639 880 ALL CAST #S 190060 190160 190360	102.70
W162927	550 ABV SN 127365 1550 1555 BOTH GAS L.P DSL SN 160000-169845 1600 GAS SN 124420-137612 1600 DSL SN 124420-139392 ALL W CAST 155911	132.43
W157400	1600 DSL ABV SN 139393 1650 1655 BOTH GAS SN 147569-178173 ALL W/ CAST # 157400	162.69
W163365	1650 1655 BOTH GAS ABOVE SN 178174 W/ CAST # 163366	127.03
W157069	1650 1655 BOTH DSL ABV SN 147569 1750 1755 1800 ABV SN 134684 1850 GAS & LP 1855 1950T 1955 ALL W/ CAST # 157069	119.95
W104354	1800 SN 90525-124395 W/ CAST # 104354	CALL
W156060	1800 SN 124396-134683 W/ CAST # 156060	CALL
W159493	1850 W/ PERKINS 354 DSL W/ OIL COOLER W/ CASTING # 37711480	110.95

White Tractors

Part #	Application	Price \$
W157069	2-70 W/ WAUK DSL CAST # 157069	119.95
M744228A	2-85&2-110 BOTH SN ABV 297447 2-88 & 2-105 ALL W/ PERK DSL SHAFT EXTENDS 3 1/8" ABV BRG ALL W CAST 37712630	CALL
M747611A	2-85 BEL SN 297446 2-105 SN 255216-297446 PERK DSL W/ 3/4" SHAFT DIA W/ CAST # 37712460	CALL
M747611B	2-85 SN BEL 297446 2-105 SN 255216-297446 W/ PERK DS W/ SHAFT DIA 15/16" DIA BOTH W/ CAST 37712460	CALL
M747611C	2-85 BEL SN 297446 2-105 SN 255216-297446 15/16" SHFT DIA PERK DSL W CAST # 37712540	CALL
W3835253	2-135 2-135 SER 3 2-155 2-155 SER 3 ALL W HERCULES DSL W/ CAST # 380027A	167.95
W9N5023	2-180 2-180SER3 ABV SN 90N37285 4-150 ABV SN 9031342 4-175 4-210 ALL W/ THREE GROOVE PULLEY	CALL

Heaters

Minneapolis Moline

Part #	Application	Watts	Price \$
3100038	M602, 604, 670, G705, 706, 900, 1000 3/8"NPT IMMERSION	600	25.40
3500026	JETSTAR 3 (G & D 206CID), U302 Gas 220 CID 1-1/2" FROST PLUG		67.21

Oliver, White, M-M

FILTERS

Filters weigh approx. 2 lbs.



Air

Part #	Application	Style	Price \$
PA2657FN	1550, 1650, 1555, 1655	Air	30.14
PA1707FN	650, 1650 Late DsL, 1655 & 1750 DsL, 1750-1755-1850-1855 all gas engines, 2-70 D	Air	33.51
PA2304FN	1855 & 1955 DsL	Outs. Air	45.82
PA1967	1855 & 1955 DsL, 6125, 6145T	Ins. Air	30.47
PA2320FN	1755DsL	Outs. Air	44.88
PA2321	1755DsL	Ins. Air	32.22
PA1902FN	Tractors - 2050, 2150 Combines - 8600, 8800, 8900 (all diesels)	Outs. Air	43.18
PA1981	2050, 2150	Ins. Air	33.89
PA1681FN	1900 & 1950 both DsL	Air	21.26
PA2567	2-135, 2-155	Outs. Air	60.05
PA2568	2-135, 2-155	Ins. Air	47.72
PA2638	2-85, 2-105, 2-150	Cab Air	54.28
PA2485	2-135, 2-155, 4-150, 4-225	Cab Air	48.91
PA3775	160, 6144, 6175, 6195, 6215 all w/cummins engine	Outs. Air	72.61
PA3774	Same as above	Ins. Air	35.16
PA2421	100, 120, 140, 6124, 6125, 6145 all w/cummins engine	Outs. Air	48.51
PA2408	Combines 8700-9720	Cab Air	40.84

Fuel

Part #	Application	Style	Price \$
BF1280	6124, 6144, 6175, 6195, 6215, 6410, 6510	Pri spin on	10.36
BF788	Same as above	Sec. spin on	8.91
BF909	2-70D, 2-135, 2-150, 2-155, 1555, 1655, 1755, 1855, 1955, 2155	Glass box	13.32
BF874	1750, 1655 †sn 232175, the following 1755, 1855 †sn 232175	Pri can	16.42
BF825	Same as above plus: 1355-1465, 1865-1955, 2055-2655, 2-50-2-110, 6045-6090	Sec. can	6.20
BF979	2050, 2150	Pri spin on.	9.78
BF588	2050, 2150	Sec. spin on	12.34
BF912	2-110, 2-135, 2-155, 2-180, 4-150, 4-175	Glass box	20.76
BF970	2-180, 4-150-4-270	Spin on	7.50



Coolant

Part #	Application	Style	Price \$
BW5070	6175, 6195, 6215	Spin on	13.32
BW5073	Same as above but pre-charge spin on	Spin on	20.62

Hydraulic

Part #	Application	Style	Price \$
B163	2-70, 2-85, 2-105, 2-110, 2-150, 4-150, 4-175	Spin on	7.42
PT20710	2-85 to 2-110, 2-150, 4-150	Element	10.76
BT364	2-135, 2-155, 4-175, 4-210	Spin on	7.09
PT467MPG	2-135 to 2-180	Element	61.79
PT416	1550-2150, 1555-2155	Element	8.87
B163	Same as above	Spin on	7.42

Oil

Part #	Application	Style	Price \$
B2	2-50 & 2-60, 1250-1455	Spin on	5.34
PT302	55 & Super 55, 60, 66 & Super 66, 77 & Super 77, 88 & Super 88, 550, 660	Spin on	13.25
PT302	770 & 880 gas and all models built †1957	Spin on	13.25
PT304	Same as above but built †1957	Spin on	14.87
B50	1550, 1555, 1800A	Spin on	7.22
BT124	2050, 2150, 2-70 DsL, 2-135 & 2-155	Spin on	15.04
BT126	1655, 1750 & 1755 gas, 1955 gas	Spin on	11.50
BT216	1850 w/354	Spin on	10.49
PT152	2155, 2455, 2655, 1865, 1870	Element	10.82
VT8420	1950T, 1955, 1650, 1655, 1750, 1755, 1800G, 1855 DsL	FF Lube sock	13.66
V8520	1950T, 1955, 2050, 2150	BP Lube sock	12.37
P20HD	1900D, 1950 G & D	Element	7.59
B205	170, 185, 195, 6175-6215	Spin on	23.08
BT339	100-140, 125, 145, 6124 - 6144	Spin on	7.78
BT237	Combines w/Perk eng 8600, 8700, 8800, 9700, Tractors 2-85, 2-105, 6090	Spin on	9.42

ENGINE

Don't see your model?

Call us! We can likely find the manual that you need!

MANUALS • MANUALS • MANUALS • MANUALS

MANUALS

IT Shop Manuals

White

Part #	Description
W-3	Models 2-30, 2-35
W-4	Models 2-45, 2-62

Service, Parts, Owners Manuals

Minneapolis-Moline

- Models GTA, GTB
- Series R, U, ZA, ZT
- Models BF, BG, V, Avery Models, A, R, V
- Series GB, UB, ZB
- Models 335, 445, Jet Star, Jet Star Two, Jet Star Three, 4 Star, 4 Star Super, U-302
- Models UB Special, UTS Special, 5 Star, M5, M504, M602, M604, M670, M670 Super
- Models G-VI, G-705, G-706, G-707, G-708, G-900, G-950, G-1000, G-1000 Vista, G-1050,
- G-1350, MF Models MF95 (After Serial No. 17300000), MF97

Part #	Price \$
MM-201	33.95

Oliver

Part #	Application	# Pages	Description	Price \$
OL66P	66, 660	230	Parts	43.95
OLS3S	55, 550, 66, 660, 77, 77 Super, 770, 880, 88, 88 Super, 880	1400	Service	153.95

Oliver & Cockshutt

Part #	Application	Price \$
O-1	Models Oliver 60HC, 66HC, 70HC, 80HC	33.95
O-12	Models Oliver Super 44, 440	33.95
O-201	Models 99 (6 Cyl) 4-Speed, Super 99 (6 Cyl) 6-Speed, Super 99 GM (3-Cyl) 6-Speed, Super and Non-Super Models 66, 77, 88, 660, 770, 880, Series 99 GMT, 950, 990, 995, Series Super 55, 550	33.95

White

Part #	Application	Price \$
W-201	Models 2-70, 2-85, 2-105, 2-150, Models 2-135, 2-155, Models 2-30, 2-35, Models 2-45, 2-62, Models 2-55, 2-65, 2-75	33.95

Universal

24" Exhaust Extenders

Steel Straight

Part #	Diameter	Price \$
ST24200	2	15.00
ST24214	2 1/4	15.00
ST24212	2 1/2	18.50
ST24258	2 5/8	19.95
ST24234	2 3/4"	21.00
ST24300	3	24.00
ST24314	3 1/4	24.00
ST24312	3 1/2	24.00
ST24358	3 5/8	24.00
ST24334	3 3/4	30.00
ST24400	4	32.00
ST24438	4 3/8	38.00
ST24412	4 1/2"	38.00
ST24500	5	42.00
ST24518	5 1/8"	49.00
ST24600	6	55.00



Steel Curved

Part #	Diameter	Price \$
STC24200	2	30.74
STC24214	2 1/4	30.74
STC24212	2 1/2	36.44
STC24258	2 5/8	36.44
STC24234	2 3/4"	46.94
STC24300	3	46.94
STC24314	3 1/4	54.74
STC24312	3 1/2	54.74
STC24358	3 5/8	54.74
STC24334	3 3/4	63.45
STC24400	4	63.44
STC24500	5	83.39
STC24518	5 1/8"	86.39
STC24600	6	109.94



Chrome Curved

Part #	Diameter	Price \$
CHC24200	2	63.68
CHC24214	2 1/4	60.00
CHC24212	2 1/2	60.00
CHC24258	2 5/8	60.00
CHC24234	2 3/4"	76.95
CHC24300	3	75.95
CHC24314	3 1/4	96.95
CHC24312	3 1/2	96.95
CHC24358	3 5/8	96.95
CHC24334	3 3/4	97.95
CHC24400	4	103.37
CHC24500	5	103.95
CHC24518	5 1/8"	106.95
CHC24600	6	150.95



Chrome Straight

Part #	Diameter	Price \$
CH24200	2	26.24
CH24214	2 1/4	34.49
CH24212	2 1/2	39.74
CH24258	2 5/8	39.74
CH24234	2 3/4"	48.59
CH24300	3	44.35
CH24314	3 1/4	53.84
CH24312	3 1/2	53.84
CH24358	3 5/8	55.79
CH24334	3 3/4	65.09
CH24400	4	65.09
CH24438	4 3/8	75.44
CH24412	4 1/2"	75.44
CH24500	5	84.89
CH24518	5 1/8"	84.89
CH24600	6	105.29



48" Exhaust Stacks

Chrome

Part #	Diameter	Price \$
CH212	2 1/2	74.39
CH234	2 3/4	94.04
CH278	2 7/8	94.04
CH21516	2 15/16	94.04
CH21516FL	2 15/16 FL	96.59
CH300	3	94.04
CH3116	3 1/16	94.04
CH314	3 1/4	101.24
CH338	3 3/8	101.24
CH312	3 1/2	101.24
CH334	3 3/4	124.79
CH31516	3 15/16	124.79
CH31516FL	3 15/16 FL	132.74
CH400	4	124.79
CH412FL	4 1/2 FL	143.24
CH434	4 3/4	139.94
CH500	5	139.49



Steel

Part #	Diameter	Price \$
ST212	2 1/2	35.00
ST234	2 3/4	42.00
ST278	2 7/8	42.00
ST21516	2 15/16	42.00
ST21516FL	2 15/16 FL	43.98
ST300	3	42.00
ST3116	3 1/16	42.00
ST314	3 1/4	46.00
ST338	3 3/8	47.00
ST312	3 1/2	46.25
ST334	3 3/4	52.00
ST31516	3 15/16	52.00
ST31516FL	3 15/16 FL	57.00
ST400	4	52.00
ST412FL	4 1/2 FL	78.54
ST434	4 3/4	76.04
ST500	5	76.14



Chrome Curved

Part #	Diameter	Price \$
CHC212	2 1/2	118.64
CHC234	2 3/4	120.75
CHC278	2 7/8	119.95
CHC21516	2 15/16	120.75
CHC21516FL	2 15/16 FL	120.35
CHC300	3	115.95
CHC3116	3 1/16	119.95
CHC314	3 1/4	134.57
CHC338	3 3/8	135.95
CHC312	3 1/2	144.14
CHC334	3 3/4	155.98
CHC31516	3 15/16	155.95
CHC31516FL	3 15/16 FL	155.95
CHC400	4	155.95
CHC412FL	4 1/2 FL	190.52
CHC434	4 3/4	162.95
CHC500	5	172.91



Steel Curved

Part #	Diameter	Price \$
STC212	2 1/2	70.19
STC234	2 3/4	70.19
STC278	2 7/8	70.19
STC21516	2 15/16	70.19
STC21516FL	2 15/16 FL	77.84
STC300	3	70.19
STC3116	3 1/16	70.19
STC314	3 1/4	81.44
STC338	3 3/8	81.44
STC312	3 1/2	81.75
STC334	3 3/4	98.09
STC31516	3 15/16	98.09
STC31516FL	3 15/16 FL	106.49
STC400	4	98.09
STC412FL	4 1/2 FL	123.83
STC434	4 3/4	126.89
STC500	5	130.14



EXHAUST CLAMPS & WEATHER CAPS

Weather Caps

Average Weight is approx. 2 lbs.

Heavy Duty

Part #	Size	Price \$
WC112	1-1/2	9.15
WC134	1-3/4	8.95
WC2	2	9.25
WC214	2-1/4	9.50
WC212	2-1/2	9.50
WC234	2-3/4	11.15
WC3	3	11.75
WC312	3-1/2	12.15
WC4	4	14.75
WC5	5	17.37



Chrome

Part #	Size	Price \$
CRC134	1-3/4	18.00
CRC200	2	19.26
CRC214	2-1/4	20.49
CRC212	2-1/2	19.86
CRC234	2-3/4	23.95
CRC300	3	23.95
CRC312	3-1/2	25.94
CRC400	4	29.45
CRC500	5	40.14



Heavy Duty Exhaust Clamps

Flat Bolt Steel

Part #	Size	Price \$
TE112	1-1/2	7.79
TE134	1-3/4	7.94
TE200	2	8.39
TE214	2-1/4	9.14
TE212	2-1/2	8.54
TE234	2-3/4	9.14
TE300	3	9.29
TE312	3-1/2	9.59
TE334	3-3/4	9.59
TE400	4	9.59
TE500	5	9.50



Flat Bolt Chrome

Part #	Size	Price \$
TEC112	1-1/2	9.50
TEC134	1-3/4	9.50
TEC200	2	10.75
TEC214	2-1/4	11.25
TEC212	2-1/2	10.75
TEC234	2-3/4	10.95
TEC300	3	11.00
TEC312	3-1/2	11.75
TEC334	3-3/4	11.50
TEC400	4	11.00
TEC500	5	13.35



U Bolt Steel

Part #	Size	Price \$
MC112	1 1/2	1.95
MC134	1 3/4	1.50
MC2	2	2.14
MC214	2 1/4	2.22
MC212	2 1/2	2.22
MC234	2 3/4	5.89
MC3	3	6.55
MC312	3 1/2	5.55
MC4	4	6.09
MC5	5	7.25



U Bolt Chrome

Part #	Size	Price \$
CC112	1-1/2	7.20
CC134	1-3/4	7.34
CC200	2	7.34
CC214	2-1/4	8.24
CC212	2-1/2	8.54
CC234	2-3/4	8.99
CC300	3	9.89
CC312	3-1/2	10.19
CC400	4	12.25
CC500	5	13.94



Universal

FUEL SYSTEM

Complete Ether Injection System

Fits Most Brands of Ag Equipment!

Ether Injection Kit Includes:

- Ether Injection Solenoid
- Push Button Swith for your Dash
- Electrical Wiring
- Atomizer for Manifold
- Injector Line to Manifold



Part #	Price \$
5801001KT	59.95

Starting Fluid Atomizer

- Used in conjunction with 580-1001 starting fluid injector.
- Provides proper atomization of pressurized ether
- Sintered bronze filter maintain purity of intake air.

Part #	Weight	Price \$
8202974	.1 lbs	15.95


Starting Fluid Injector Systems



- A direct replacement for equipment with factory installed continuous flow systems.
- Built in dirt seal for when starting fluid can is removed.
- Easy on hand installation of starting fluid can.
- Leak proof seal.
- Uses standard 7.5 oz. spray can
- Made in USA

Part #	Price \$
5801001	46.57

Electronic Fuel Pump



Original Equipment on JD Combines IH Axial Flows and Others!

Part #	Price \$
40100	42.35

Internal Gas Tank Liner



One quart container and covers up to a 10 Gallon Tank

Part #	Wt	Price \$
1251	4 lbs	21.99


MANUALS

IT Shop Manuals

Ag and construction manuals

THE Company is now a distributor for the country's largest reproducers of Ag and construction manuals

- Choose from over 5000 Reproduction Manuals
- Manuals from the turn of the century to the present Manuals that cover Owner's, Service and Parts Manuals
- Tractors listed below are stock items, special orders will require up to 6 weeks Book free with purchase of any manual listed below. Covering over 22 manufacturers and over 1000 Models of Tractors



Part #	Price \$
TSNRM	9.95

SEDIMENT BOWL PARTS

Bails

Part #	Description	Price \$
49947DXH	Fits Shallow Bowl Assemblies	2.25
17564DH	Fits Large Bowl Assemblies	5.95



Gaskets

Part #	Description	Price \$
360679RH	Cork Gasket For Shallow Bowls	0.85
355888RH	Cork Gasket For Large Bowls	0.77
311275H	1-9/16" Gasket Ford 501-4000 5-64	1.00



Glass Bowl

Part #	Description	Price \$
9N9162H	Fits Shallow Bowl Assemblies	2.25
357957RH	Fits Large Bowl Assemblies	3.50



Screens

Part #	Description	Price \$
2N9161H	Brass W/Sq Hole Large Bowl	1.12
49923DH	Brass W/1/4" Rnd hole shallow bowl	2.15
13194DH	Plastic Mesh Screen Large Bowl	4.01
C0NN9161AH	Screen & Gskt Ford 311272H & C0NN9155AH Bowl Assemblies	2.85



Choke Cables




Part #	Size	Price \$
36CC	36"	11.95
48CC	48"	11.95
63CC	63"	12.95
72CC	72"	12.95
84CC	84"	13.95

ENGINE

Electrical & Cab

New & Featured Items

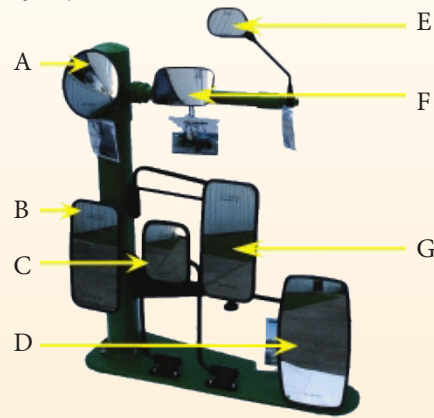
NEW STEPS!



Part #	Description	Price \$
3412K	John Deere 10 & 20 Series Extend-a-Step (for between step and platform)	79.80
KCIH103	IH Step & Handrail Kit. 544, 656, 666, 686, Hydro 70, Hydro 86, 656 Hydro. Open Station Only.	393.35
396230RH	Left Hand - 1026, 1066, 1206, 1256, 1456, 1466, 1468, 1566, 1568, 706, 756, 766, 806, 826, 856, 966, Hydro 100	60.00
396231RH	Right Hand - Same applications as above	60.00
R27883H	2510, 2520, 3010, 3020, 4000, 4010, 4020, 4320	45.95

NEW MIRRORS!

"Don't Compromise on Safety!"



Part #	Ref.	Description	Price \$
DAH99408	A	8-1/4" Combine Mirror	15.99
DBIGHOSSRCL	B	7" x 14" RH Big Hoss Mirror, Fendermount	64.50
DBIGHOSSLCL	B	7" x 14" LH Big Hoss Mirror, Fendermount	64.50
DLITTLEHOSSLCL	C	6" x 8" Left Hand Little Hoss Mirror, Fendermount	58.50
DLITTLEHOSSRCL	C	6" x 8" Right Hand Little Hoss Mirror, Fendermount	58.50
DEXTMIRRORKITLC	D	Large Mirror, 9" x 16" Extension Mirror	156.00
DATVL	E	Left Hand ATV Mirror	22.85
DATVR	E	Right Hand ATV Mirror	22.99
DUTVCL	F	4.75" x 8" UTV Mirror	27.99
DFIXMIRRIKITMC	G	Fixed Radius Mirror	123.00
DJDEXTMK	H	8.5" x 16" Extension Mirror Kit for Sound Gard Cabs, w/ 2 Extension Arms & 2 "L" Brackets Fits JD 30, 40, 50, 55, 60	CALL

NEW LIGHTS!

LED Wagon Lights



2 Red LED Lights & 4 Amber LED Lights in kit, Lights have Turn Signal, Tail Light & Brake Light Functions, 35' Bonded Cable w/ 7 Pin Plug, Available with Magent Kit

Part #	Description	Price \$
AGKITLED	Bolt on Mount	194.95
AGKITLEDM	Magnetic Mount	219.95

Rectangular Halogen Lights

- Heavy Duty Lamps with either 3x5 or 4x6 lens
- Features an H3 55 watt Halogen Replaceable Bulb
- Polycarbonate Housing with Black Mounting Bracket



Part #	Size	Description	Price \$
503HF	3X5	Flood	16.95
503HT	3X5	Trapezoid	16.95
504HF	4X6	Flood	18.95
504HT	4X6	Trapezoid	18.95

Round Lights

- Incandescent
- Rubber Molded Housing
 - Universal 5/16" Mounting Stud on an Adjustable Bracket
 - 10" Lead Wires exit through back of Housing



Part #	Description	Price \$
V507	TRAPEZOID	14.95
V507F	FLOOD	23.95

Halogen

- Slim Polycarbonate Housing only 2" Deep
- Replaceable H3 Bulb
- Hardened Glass Lens
- Adjustable Mounting Bracket



Part #	Description	Price \$
V408	TRAPEZOID	14.95

LED Worklight



- Polycarbonate Lens
- Aluminum Black Plated Housing
- Adjustable High Impact Plastic Visor
- 18 watt

Part #	Description	Price \$
WL6P1	6-LED Work Light	84.95

Electrical & Cab

New & Featured Items



NEW FOAM KITS

Part #	Application
4212K	John Deere 7200 7210 7400 7410 7510 7600 7610 7700 7710 7800 7810
4213K	Corner Post Kit For Above
4033K	Case IH Magnum 7110, 7120, 7130, 7140, 7150
4098K	Case IH 7210 7220 7230 7240 7250 8910 8920 8930 8940 8950
4230K	Case IH Maxxum 5120 5130 5140 5220 5230 5240 5250
4193K	Early Cloth - CTS, CTS II, 9400, 9410, 9450, 9500, 9500SH, 9510, 9510SH, 9550, 9550SH, 9560, 9560STS, 9600, 9610, 9650, 9650CTS, 9650STS, 9660, 9660CTS, 9660STS, 9750, 9750STS, 9760STS, 9860 Combines
4194K	Late Cloth - Same applications as above

NEW MIRRORS

Part #	Description	Price \$
3168K	Ford/New Holland Genesis 8670, 8770, 8870 & 8970 LH	161.50
3169K	Ford/New Holland Genesis 8670, 8770, 8870 & 8970 RH	161.50
3166K	Case IH 9000 Series LH	161.50
3167K	Case IH 9000 Series RH	161.50

MOST POPULAR BATTERY BOXES





Part #	Application	Price \$
JD4020BBL	2510 2520 3010	67.95
JD4020BBL	3020 4010 4020	67.95
JD4020BBL	4320 4520 4620	67.95

NEW NUTS & BOLTS

IH Battery Hold Down Bolts

*Just Like the Original!
IH List Price \$7.81 EACH!*




Part #	Application	Price \$
64582CH	06-66 Series	4.95

(Priced per Pair)

Hood Cage Nut

IH Hood Cage Nut


5/16" NC - Fits Most IH



Part #	Price \$
131-883H	1.46

Wiring Harness Grommet


Amp Gauge Box Wiring Harness Grommet



Part #	Description	Price \$
52062DH	A, AV, B, BN, C, H, HV, M Series, I4, I6, ID6, 19, 1D9, W4, W6, W9, WR9, WD9, WDR9, O4 thru ODS6, SW4 thru SWDR9	3.25


NEW GAUGE

Traction Booster Gauge
Not just for looks anymore!
Now Functioning!



Part #	Description	Price \$
226631H	CA, WD, WD45, D10 thru D19	104.95

MOST POPULAR EMBLEM



Part #	Description	Price \$
49404DH	Fits H & M	13.95



POPULAR SEATS

Quality Replacements at a Lower Price!

3 Piece Seat Kits

Part #	Application	Price \$
JD5678	Fits 10, 20, 30 Series, Yellow, vinyl	99.95
IH6012	Fits 06, 56, 66 with 3 pc seat	99.95

NEW LOWER PRICE!

International Harvester Power Steering Wheel Cap



Part #	Application	Price \$
366566RH	Power Steering - Late 140 240 300 330 340 400 504 424 444 350 450 460 560 660	49.95

Allis Chalmers

IGNITION

Distributor Caps



Part #	MFG	Description	Price \$
DR970H	DR	B C CA G WD WD45 D10 D12 D15 D17 Clip on Cap	6.95
DR944H	DR	D19 Clip On Cap	9.25
DR996H	DR	170 175	6.65
DR998H	DR	170 185 190 190XT 200	9.25

Tractor Tune-Up Kits

Weight is approx. 1 lbs.

Kit contains vibration resistant condenser, heavy-duty point set and rotor sealed in a clear package for factory service.



Part #	Description	Price \$
AR12014H	Mag, Wico Points A, B, C, WC, WD	14.85
AR12013H	Mag Wico Cond. B, AB, WC	9.25
TK101H	B, C, D 10, 12, 14, 15, WD, WD45	8.67
TK222H	170, 175, 180, 190, 190XT, 200	10.95

Quality Champion Spark Plugs

Part #	Description	Price \$
J8C	B, C, CA, G, WC, WD, D14, D17	1.98
J12YC	WD45	2.07
J8C	D10, D15	1.98
J12YC	D12, D15 Series II	2.07
N5C	D19	2.10



Custom Fit Spark Plug Wire Sets

Fits Models B-175, 4 cyl with Distributor Ignition

Part #	Price \$
225084H	17.95

Voltage Regulators



Part #	Fits Models	Volts	Order #	Price \$
13960	B, C Prestolite	12	13960	61.77
13909	B, C Delco	6	VR1429	32.85
13915	D10, 12, 14, 15, 17, 19	12	13915	30.95
13911	D10, 12, 14	6	13911	30.95
13960	WC, WD, Prestolite	6	13960	61.77
13909	WD45, WC, WD	6	VR1429	32.85
13913	WD D, WD45D	12	13913	29.95
13702	160, 170, 175, 180, 185, XT190 w/Alt		13702	15.95
13915	170, 180, 190XT, 210, 200, 220 w/Gen		13915	30.95
VR1770	7030, 7050		VR1770	5.82

Ignition Switch & Wire Assembly

Weight is approx. 1 lbs.

Starter Push Button. Fits:

D17-19, 170, 175, 185, 190, 200, 210, 220, 7000, 7010, 7020, 7030, 7040, 7045, 7050, 7060, 7080, 7580, 8550

Part #	Price \$
70253322H	9.45

Keys

Weight is approx 0.1 lb

Part #	Application	Price \$
72162639H	D10-D19S	3.95



Ignitor

Weight is approx. 1 lb.



A Breakerless Ignition System.

Solid-State Electronic.

Many models available, if you don't see your application give us a call!

6 & 12 volt Positive Ground Ignitors available on select models. 30 Month Warranty.

Part #	MODELS	GROUND	MFR	MFR #	Price \$
1142	B, IB, C, CA, G, W, WC, WD, WD45, WF, D10, D12, D14, D15, D17	12V Neg	Delco W/Clips	1111708, 1111735, 1111745,	95.30
1142P6	SAME	6V Pos	Delco W/Clips	1112593, 1112609	105.13
1142P12	SAME	12V Pos	Delco W/Clips	SAME	105.13
1145A		12V Neg	Delco W/Screws	SAME	85.65
1145AP12		12V Pos	Delco W/Screws	1112688 (CCW)	95.48
1146A	170, 175	12V Neg	Delco W/Screws	1111311, 1112472,	85.65
1163A	D19, 180, 185, 190, 190XT, 200	12V Neg	Delco W/Screws	1112653, 1112668 1112615	85.65
1163AP12	SAME	12V Pos	Delco W/Screws	SAME	95.48
1541	4 CYL	12V Neg	Prestolite	IAD 6003, 6004	85.65
1541P6	4 CYL	6V Pos	Prestolite	SAME	95.48
1541P12	4 CYL	12V Pos	Prestolite	SAME	95.48
1542	Continental Eng	12V Neg	Prestolite	IBT 4701 (CCW)	85.65
1542P12		12V Pos	Prestolite	SAME	95.48
1543	4 CYL	12V Neg	Prestolite	IDJ 4008	85.65
1561	6 CYL	12V Neg	Autolite	IAD 6001	85.65
1561P6		6V Pos	Autolite	IAD 6001	95.48
1562	Continental Eng	12V Neg	Prestolite	IBT 5701, 6705 6 CYL (CCW)	85.65

LIGHTS

Headlights



Part #	Application	Desc	Price \$
210921H	B C CA D10-D15 Radiator Mount	Black 6V	49.95
210922H	Same as Above	Black 12V	49.95
236969H	RC WC WF WD WD-45 W/Rod	Black 6V	44.95

Tail And Fender Lights



Part #	Application	Description	Price \$
AC99	B C CA G WD WD-45, EARLY D10 D12 D14	Bullet tail light economical version 12V	29.95
223714H6V	Same as above	Restoration Quality Bullet Tail Light - 6 Volt	43.95
223714H12V	Same as above	Restoration Quality Bullet Tail Light - 12 Volt	43.95
232948H	Late D10 D12 D15 D17 D19 D21	Rear Combo Light 12V	84.95


Allis Chalmers ALTERNATORS/GENERATORS

Generators

All generators are completely rebuilt with all worn parts replaced with new. We suggest when putting on a new generator to also install a new voltage regulator in order to achieve maximum efficiency from your generator.



Pulleys



Part #	Model	OEM #	Volts	Year	Price \$
10175L	B, C, CA, WC, WD, WF, WD45	1101357	6	38-58	166.65
9688L	B, C, WC, WF	GBM4816	6	42-45	166.64
9202L	D10, 12, 14, 15, 17, 19	1100055	12	57-60	166.64
9274L	WD45 Diesel	1101742	12	54-56	166.64
10185L	G	1101851	6	48-56	166.64
9939L	WD45, D15, D17 Diesels	1100440	12	54-69	166.64
10240L	D10, D12, D15, D17, D19	1100441	12	61-64	166.65
9936L	C, CA, WD45, D12, D14	1100025	6	46-61	166.64

Part #	Make & Model	Grooves	Replaces	Size	OD	Price \$
1003823	175, 180	1	1003823	1/2	3 15/16	29.95
1115P	190, 190XT F & G Combines	1	250599	1/2	3	20.75
1207P	D19, 210	1	254832	1/2	3 1/4	15.14
97P	220, 200	2	256332	1/2	3 1/8	18.85
260105	7000	2	260105	1/2	3 1/2	34.50
262155	6060, 6070, 6080, 7010, 7020	2	262155	1/2	3 1/2	34.50
267872	810, 7060 w/Delco	2	267872	5/8	3 1/2	34.50
269548	7060 w/Niehoff	2	269548	5/8	3 1/2	31.95

New Starters



DUETZ Fits Bosch System

Part #	Applications	Type	Price \$
17074LN	D4006, 4506, 5006, 6006, 5206, 6007, 6207, 6507, 6206, 6806, 7006, 7206, 13006, DX85, DX90, DX110, DX SERIES 1979-1981	Bosch	199.95
17075LN	4007, 4507, 4807, 5207, 6007, 6207, 6507, 6807, 7207, 7807, DX SERIES 85, 86, 90, 92, 110, 120, 6007 1981 TO 1985	Bosch	199.95

AGCO Fits Bosch System

Part #	Applications	Type	Price \$
6579LN	Agco 9130, 9150	DELCO	\$170.62

STARTERS

Starter Solenoid

Weight is approx 0.5 lb



Part #	Application	Price \$
71001	B, C, CA G116, B125 Engine 6 Volt	8.95
71037	D-10, D-12, D-14 w/6 Volt	17.95
71003	D-10, D-12, D-14 w/12 Volt	16.95
71003	D-15, D15D	16.95
7951	D-17-262 Diesel w/1113082 Str.	24.95
7975	160 w/1107859 Str	19.35
7951	180 Diesel	24.95
7975	185, 190, 190XT, 200 gas	19.35
7951	185, 190, 190XT, 200, 210, 220 Diesel	24.95
7839	170, 175, 180, 185, 200, 6060, 6080 w Lucas	38.85
7946	7030, 40, 45, 50, 60, 80, 85, 7580, 8010, 30, 50, 70 Diesel	31.95

Mechanical Starter Switch



Part #	Application	Price \$
71001	B, C, CA, RC, WC, WD	8.95

Rebuilt Starters & New Drives

Our starters are completely disassembled, cleaned and all worn parts replaced with new. Every rebuilt starter comes with a 6 month warranty

NO HASSLE CORE POLICY!

When you receive your starter, just box up the core with a copy of the invoice. We will send a UPS call tag. Put the tag on the box and drop it off at a UPS location or give to a UPS driver. *No credit given on broken or welded cores.*

Part #	Model	OEM #	Volts	Price \$	Drive #	Price \$
5089L	B, C with Autolite starter	MAW4031	6	166.64	4131C	35.95
4017L	B, C with Delco starter	1107043	6	166.64	4131C	35.95
4035L	B, CA	1107096	6	166.64	4131C	35.95
5088L	WC, WF Autolite	MAW4030	6	139.22	4121C	33.95
5204L	WD, WH Autolite	MCL6104	6	119.15	4121C	33.95
4008L	WC, WF Delco	1107017	6	184.70	4121C	33.95
4364L	WD, WD45 Gas	1107951	6	166.64	3-255	45.18
436412VL	WD, WD45		12	166.31	4121C	33.95
3835L	WD45 Diesel, 6 Cyl	1103035	12	127.14	4255	33.23
4181L	D10, D12, D14, Gas	1107474, 1107466, 1107472	6	166.95	4565	41.85
4173L	D14, D15 Gas	1107758, 10461671	12	138.52	4255	33.23
4157L	D17 Gas, 170 Gas	1107695, 1109384	12	166.95	4565	41.85
4322L	D19 Gas	1107235	12	138.52	4289	16.34
3727L	D17, D19 Diesel	1113152	12	233.01		
3374L	180, 185, 190	1113657	12	255.66	4302	44.25
4157L	170 & 175 Gas	1107695, 1109384	12	166.95	4595	55.58
4272L	170 Gas & Diesel, 175 Diesel	1107859, 1998341	12	166.84	4121C	33.95
3942L	190XT Diesel	1113657	12	369.40	4279	27.95
3374L	D21, 210, 220, 40 MT	1114142, 1114117, 1114125, 1114136, 1114151, 1114714, 1114734, 1114745, 1114787, 1114823, 1990325, 1114110, 1114127, 1114139, 1114144, 1114153, 1114191		255.66	4282	43.43
4201L	180, 185, 190, 190XT Gas	1107356, 1108416, 1109435	12	166.64	3221HD	19.95
3942L	7000, 7010, 7020 Years 78-85	1113657 - 1978 thru 1985	12	369.40	4279	27.95
4893L	7030, 7040 w/3500 engine 7580, 8030, 8050, 8070, 670, 76-78, 7040, 7060, 7080, 7580 - All diesels	1113419	12	316.41		
16627L	7030, 7040, 7050, 7060, 7080, 7580, 8030, 8050, 8070	028000-4930	12	293.85		
4893L	7030, 7040, 7045, 7050, 7080	1113413, 1113419, 1113425, 12301399		316.41		

Allis Chalmers

CHASSIS

Sheet Metal



70249187H

Part #	Application	WT	Description	Price \$
800089H	Model G	7	Hood	109.95
70249187H	170, 175	12	Fiberglass Grille	394.95
70256502H	180 Thru 200	15	Fiberglass Grille	394.95
233497H	D14 - D15	5	LH Side Panel W/ choke slot	39.95
232326H	D15 Seires II	5	LH side Panel W/O Choke Slot	39.95
232327H	D14 - D15	6	RH Side Panel	42.65
232149H	D17 - D19	6	LH Side Panel	41.25
237188H	D17 Series I & II	8	RH Side Panel 2 Pc	50.00
235512H	D17 Series III & IV D-19	6	RH Side Panel 1 Pc	42.95

Battery Boxes



Part #	Application	Price \$
226026H	B, C, CA	71.55
800626H	G	74.25
224539H	WC RC WF	74.95
224540H	WD, WD-45	69.75
226951H	WD WD-45 DIESEL	101.25
02333326H	D-10, D-12	74.95

Emblems



233854H

228474OR 246724H 228474C

Part #	Description	Price \$
228474OR	Orange Front - D14, D15, D17 W/ Power Steering	28.95
228474C	Cream Front - Fits Same As Above	28.95
246724H	Shiny Front - D10, D12, D15, D17, D21	42.95
233854H	Cream W/ Black Side - D10 D12 D14 D15, D17 1961-1963	76.95

Fenders



70210092H

Part #	Application	WT	Description	Price \$
70225236H	B C CA	8	Right Hand	91.95
70225234H	B C CA	8	Left Hand	91.95
70210092H	RC, STYLED WC	18	Right Hand	174.95
70210091H	RC, STYLED WC	18	Left Hand	174.95
70224934H	WD WD-45	15	Right Hand	133.95
70224935H	WD WD-46	15	Left Hand	133.95

Steering Wheels



Part #	Description	Price \$
OEM261861H	16" Diameter Keyed Hub - B, C, CA	49.95
OEM800101H	G	47.95
OEM202260H	18" Diameter - WC, WF, WD, WD45, D14 (to 19000), D17 (to 24000)	49.95
OEMBC	15" Diameter - B, C, CA and Avery BF, R, V	49.95
OEM205414BH	17 1/2" Diameter - Black D10, D12, D14 (above 19001) D15, D17 (above 24001), D19, D21	51.95
OEM205414CH	17 1/2" Diameter - Creme D10, D12, D14 (above 19001) D15, D17 (above 24001), D19, D21	57.95
OEM242933H	15 3/4" Diameter - 170 175 180 185 190 190XT 200 210 220 7000 (to 8000) 7030, 7040, 7050, 7060 (to 6000) 7080 (to sn 3000), 7580 (to 1604)	106.95

Decal Sets

Part #	Model	Price \$
ACB	B - Blue Long A & S	23.95
ACBB	B - Black Letters	23.95
ACC	C Blue Long A & S	23.95
ACCB	C - Black Letters	23.95
ACD14	D14 (1957-60) Hood decal	42.00
ACD17	D17 (1957-60)	27.00
ACD17B	Series III	82.25
ACD17IV	D17 Series IV	64.75
ACD17IVD	D17 Series IV, Diesel	64.75
ACD21	D21	78.75
ACWDB	WD Black Letters	23.95
ACU	U Diamond	12.25
ACUC	UC Diamond	15.75
ACWC	WC Blue - Long A & S with border (1933-38)	23.95
ACWCB	WC (Black Letters) 1941 & up	23.95
ACWCL	WC Blue - Long A & S without border 1939-40	23.95
ACWD45C	WD45 Blue - Long A & S	17.50
ACWD45B	WD45 (Black Letters)	23.95
ACD12	D12	31.18
VA171	160	92.75
VA156	170	92.75
VA162	170	109.50
VA159	175	101.95
VA168	180	96.00
VA164	185	124.50
VA306	190	96.00
AC180	180 Hood Decals	34.08
AC185	185 Hood Decals	34.08
AC200	200 Hood Decals	34.08
AC312	312 Hood Decals	34.08
AC5050	5050 Hood Decals	32.48
AC6060	6060 Hood Decals	34.08
AC6080	6080 Hood Decals	34.08
AC7000	7000 Hood Decals	32.48

ALLIS-CHALMERS
ALLIS-CHALMERS



ALLIS-CHALMERS

ALLIS-CHALMERS



ALLIS-CHALMERS

ALLIS-CHALMERS



ALLIS-CHALMERS

MERS

ALLIS

-CHALMERS

ALLIS-CHALMERS

D17 D17



Finish off your restoration project with...

...Quality Decals from T.H.E. Company!



Allis Chalmers

CHASSIS

Steering Wheel Caps



232712H

246722H

Part #	Description	Price \$
228474C	Chreme - D10, D12, D14 (19001 up), D15, D17, (24001 up), D19, D21	28.95
228474OR	Orange - D10, D12, D14 (19001 up), D15, D17, (24001 up), D19, D21	28.95
323712H	D14 (19001-24050), D15, D17 (24001 up)	43.50
246722H	170, 175, Late 180, 185, 190 (2484 up), 190XT, 200, 210, 220, 440, 6060, 6070, 6080, 7000, 7010, 7020, 7030, 7045, 7060, 7080, 7580	28.95
246724H	Late D10 D12 D15 D17 D21	42.95

Seats

2 Piece Seat, Black & White Vinyl.

Application: D10, D12, D14, D15, D17, D19, D21, 170, 180, 190XT, 220



Part #	Description	Price \$
7047K	Seat bottom	87.40
7046K	Large back. No arm rests	65.55
7539K	Seat frame only	114.95

3 Piece Seat

Black & White Vinyl.

Application: 170, 180, 190XT, D21, 210, 220.



Part #	Description	Price \$
7021K	Seat bottom - Black/White	95.06
7020K	Back, wrap around with arm rests - Black/White	107.35
7022K	Back small upper - Black/White	49.98

4 Piece Seat, with Arm Rests.

Application: 175, 190 ser #6001, 200 ser #6551, 7000, 7010, 7020, 7030, 7040, 7045, 7060, 7080
Specify Fabric or Vinyl!



Part #	Description	Price \$
7040K	Seat bottom - Black Vinyl	132.30
7038K	Seat back - Black Vinyl	89.30
7028K	Arm rests, pair, Old Style	61.75
7027K	Arm rests, pair, New Style	119.70

4 Piece Seat. Individual Arm Rests. No Small Upper Back.


Application: 175, 185, 190, 200, 210 ser #6000, 7000, 7030, 7040, 7050, 7080



Part #	Description	Price \$
7030K	Seat bottom - Black Vinyl	82.65
7029K	Back rest - Black Vinyl	103.55
7545K	Arm rests, pair, New Style - Black Vinyl	90.25
7028K	Arm rests, pair, Old Style - Black Vinyl	61.75

Seat Shocks Weight is 7 lbs.

AC Seat Shock with bushings, Fits: D10, D12, D14, D15, D16, D17, prior to Series 4, D19, D21, WD, WD45, 170, 175, 180, 185, 190, 200, 7050, 7060, 7040, 7045, 210, 220, 7000, 7010, 7020



Part #	Price \$
SD70227916H	110.81

Complete AC Seats



7019K

7034K

Part #	Description	Price \$
7019K	D12, 14, 15, 17, 19, 21, 170, 180, 190, 220 w/2pc seat	313.50
7023K	175, 185, late model 200, 4 Bolt, vinyl or fabric	313.60
7034K	All 7000 Series	369.90
208664H	Seat Back B C	33.25
208874H	Seat Back Spring B C	41.95
YF25	B & C bottom cushion 27 3/4 x 15	51.15

Restoration Seats

Part #	Description	Price \$
7607K	D-17 ASSEMBLY ORIGINAL	255.60
7425K	D-17 BACK ORIGINAL	66.50
7426K	D-17 SEAT ORIGINAL	92.70



7607K

Pan Seat Cover

Part #	FITS	Description	Price \$
300W	19" SEAT	Allis Orange & White	21.95



SAFETY

Custom Fit Heat Houser

Part #	Application	Price \$
1012H	AC 190XT	270.95

Durable Extendable Mirrors

- 6" x 10" wide angle convex head
- Extendable to 36"
- Collapsible bracket eliminates mirror breakage

Part #	Description	Price \$
3129K	AGCO ALLIS 9400-9800	161.50

CAB/INTERIOR

Headliners

Part #	Description	Price \$
4501K	AC 8000 Tan	327.75

Pre Cut Foam Kits

Each kit contains acoustical foam that is pre-cut and pre-sewn. Complete with headliner, adhesives & instructions.

*No headliner or corner posts in kit

Part #	Application	Price \$
4002K	AC 7000 Series Marron, Belly	173.85
4001K	AC 7000 Series Black, Belly	310.65
4003K	8000 Series Cab Kit, Tan	254.60
4092K	AC Combine L, M, N, F, Black	180.90
4004K	Combine L, M, N, F, Tan	228.95

Floor Mats

Part #	Description	Price \$
AC7020FMF	7000 Series	105.41
4302K	8000 Series	132.05



Replacement Glass

Qtr. window Avg. Wt. 15 lbs., All Front & Rear Glass Shipped Motor Freight

All glass is drilled & tempered to OEM specs!

Part #	Order #	Description	Price \$
7000RG	7000RG	Rear Glass 7000 thru 7580	191.00
7000SG	7000SG	Side Glass for 7000 AC	119.96
8000RG	8000RG	Rear Glass all 8000 Series Tractors	199.00
7210RG	7210RG	Rear Glass 7210-7250 series	145.10

Allis Chalmers

CAB/INTERIOR

Air Conditioning

Cab Blowers



Combines

Part #	Description	Price \$
35540	M2, M3, NIH2 & Hillside, R4, R5	41.70
35529	N5, N6, N7	17.54
35546H	F2, F3, K2, L, L2, L3,	42.61
35576	M Hillside	32.90

Tractors

Part #	Description	Price \$
35540	8030, 8050, 8070 - Kyser Con D.	41.70
35544	200 Ser# 4001 -	40.72
35057	7000, 7040, 7080, 7580, 7020 Ser# -3558, 7045 Ser# -2839, 7060 Ser# -7429 8550 Ser# -1522	72.95

Clutches



Combines

Part #	New/Re	Description	Price \$
47979	N	F2, F3, K2, L, L2, L3, M, M2, M3, MH2, R5, R6, R7, N5, N6, N7	152.61

Tractors

Part #	New/Re	Description	Price \$
48293	R	8050 Axial 8010, 8030, 8070, 8550	85.95
48278	R	200, 305 - 4W	90.07

Condensors

Part #	Description	\$
70262122H	7010-7020, 7045, 7060 BLACK 7080>SN 3001, 7580->SN 1605	222.62
70268462H	7030, 7040, 7050, 7060 RED 7080>SN 3000, 7850>SN 1604	268.04

Expansion Valves

Combines

Part #	Description	Price \$
38606	F, L, M	21.16
38878	F2, F3, K2, L2, L3, M2, M3, MH2, N5, N6, N7, R42, R52, R5, R6, R7	24.71

Tractors

Part #	Description	Price \$
38606	200 Ser# 4001+, 200 -4W	21.16
38874	305 -4W, 6060, 6080, 7040, 7060	36.95
38877	7580 Ser# 2039+, 8550	26.23
38878	6260, 6680, 6690, 8010, 8030, 8050, 8070, 8630, 9130, 9150, 9170, 9190	24.71

Filter Driers



Combines

Part #	Description	Price \$
33313	F, F2, F3, K2, L, L2, L3, M, M2, M3, MH2, R5, R6, R7, and N5, N6, N7 W/O Switch Ports	31.45
33462H	N5, N6, N7, W/ Switch Ports	39.42

Tractors

Part #	Description	Price \$
33307	200, 220 4W, 305 4W, 6060, 6080	29.95
33471	8010, 8030, 8050, 8070	27.97
33520	7020, 7040, 7045, 7060, 7080, 7580, 8550	34.25

Compressors

Combines

Part #	New/Re	Description	Price \$
57073	R	F2 Ser# -39201.- L, L2, L3 Ser# -13843, M, M2, M3, MH2 Ser# -16566	141.16
57061	R	F2 Ser# 39201+, F3. K2.- L2, L3 Ser# 13483+, M, M2, M3, MH2 Ser# 16566+, N5, N6, N7, R5, R6, R7	154.57
58561	N W/C	R42, R52 W/Sanden	305.09



Tractors

Part #	New/Re	Description	Price \$
58554	N W/C	6680, 6690, 7600, 7630, 8630, 9130 9160, 9170, 9190 W/Sanden	314.71
57078	R W/C	8050 Axial, 7020, 7080, 7580, 8010, 8030, 8070, 8550, 200	225.77
58561	N W/C	6260	305.09
57219	R W/C	6060, 6080, 8050 Radial	326.01

Evaporators

Part #	Description	\$
70261750H	7000 - 7580 Oring Ftgs Fl Adpt, Htr	176.81
71504002H	8010 - 8070 W/HEATER	234.35
72163095H	9130 - 9190, 9630 - 9690	264.49

Air Conditioning Belts

Part #	DRIVES	Application	Price \$
70268485H	AC	7000 S/N 8001 up, 7030-7060 Set of 2	7.76

GAUGES

Ampere Gauges

Part #	Description	Price \$
70254407H	B C CA G RC WC WD WD45 WF D SERIES 200 210 220 Range 60-0-60	18.95



Fuel Gauges

Part #	Description	Price \$
70227865H	D10, D12, D14, D15	59.95

Oil Gauges

Part #	Description	Price \$
70207834H	B IB C CA G RC WC WD WD45 WF - No Stud White Face	18.95
228719H	D10 D12 D14 D15 D17 - White Face Black Ring With Stud	12.95
70228719H	Same As Above - White Face Chrome Ring	18.95



Tachometers

Part #	Description	Price \$
70277450H	D14 D15 EARLY D17 GAS	89.95



Temperature Gauges

Part #	Description	Price \$
226466H	B IB C CA RC WC WD WD45 WF	24.95
226966H	WD45D D10-D17 Gas And Diesel With Logo	47.95



Traction Booster Gauge

Not just for looks anymore!
Now Functioning!

Part #	Description	Price \$
226631H	CA, WD, WD45, D10, D12, D14, D15, D17, D19	104.95



Case - IH IGNITION

Distributor Caps



Part #	MFG	Description	Price \$
DR970H	DR	200B 300B 400B 500B 600	6.95
AL902H	AL	D S VA Series 200B-500B 600 700 430 530 730 800B 830 470 Thru 870	6.95
IH900H	IH	J4 MAGNETO	7.95
IH902H	IH	H4 MAGNETO	13.28
IH900H	IH	A B C CUB H M MD W4-6-9 100 130 140 200 230 240 300 330-350 400 404 424 444 450 504 600 650 Cub LoBoy	7.95
IH910H	IH	460 560 60 6660 656 706 756 806 826 856 2656 2606 2706 2806 3116	10.35
DR970H	DR	454 464 544 574 674 Clip Type	6.95
DR996H	DR	454 464 544 574 674 Screw Type	8.95
DR970H	DR	Delco Conversion - Mag to Battery	6.95

Spark Plugs

Case

Part #	Description	Price \$
D16	VAC	2.15
D21	D Series, LA Series (18MM)	2.35
W14	C, D, L, LA	8.51
J8C	S Series	1.98
D21	200, 300, 300B, 400B, 430, 431	2.35
D21	440 through 5415	2.35
D21	545 through 740	2.35
D21	741 through 833	2.35
D21	840 through 970	2.35
UD16	430, 530, 630 LPG	2.15
D16	730 Series, 740 Series LP	2.15
D16	830, 840, 930 LPG	2.15
D16	830, 840, 930 LPG	2.15

IHC

Part #	Description	Price \$
W14	10-20, 15-30-22-3615/16" HDS	8.51
W14	F12, F14, F20, F30, Cub, LoBoy, 154, 184, 185	8.51
D21	A, B, C, Super C, H, M, MTA, MV	2.35
D21	O4, OS-4, O6, OS6, W4, W6, W6TA	2.35
D21	100, 130, 140, 200, 230, 240	2.35
D21	300, 330, 350, 400, 404, 000	2.35
D21	444, 450, 460, 504, 544, 560, 574	2.35
D21	606, 656, 660, 674, 706, 756, 766	2.35
D21	806, 826, 856, 2400, 2405, 2410	2.35
D21	I-666, I-666 Hydro, Hydro 86	2.35

**Quality
Champion
Spark
Plugs!**



Amp Gauge Box Wiring Harness Grommet

Part #	Description	Price \$
52062DH	A, AV, B, BN, C, H, HV, M Series, I4, I6, ID6, 19, 1D9, W4, W6, W9, WR9, WD9, WDR9, O4 thru ODS6, SW4 thru SWDR9	3.25



Voltage Regulators

Farmall - IHC



Part #	Fits Models	Volts	Price \$
13909	A, B, C, H, M, Cub w/Gen #1101355, 423		32.85
13911	A, B, C, H, M, Cub w/Gen #1100501, 531		30.95
13911	Super H, Super M		30.95
13911	Super MTA 300, 330, 340, 350	6	30.95
13915	300, 340	12	30.95
13915	450 Gas	12	30.95
13960	454 Gas, 504	12	61.77
13915	460, 560	12	30.95
13960	460 w/Gen 1100391, 92	12	61.77
13701	544, 574 G & D	12	23.95
13960	656 G & D w/Gen	12	61.77
13701	656 G & D w/Alt	12	19.95
13702	656 w/Alt 110085, 83	12	15.95
VR1770	674 G & D	12	5.82
13701	706, 806, 756, 766 w/Alt	12	23.95
13960	706, 806 w/Gen	12	61.77
VR1770	966, 1066, 1466, 1566 Hydro 100	12	5.82

Case

Part #	Fits Models	Volts	Price \$
13960	D, DC, DI	12	61.77
13960	VA, VAC	12	61.77
13960	LA, SC, 4000	12	61.77
13917	300-900	12	30.95
13917	730, 830, 930, 1030	12	30.95
VR1770	1070, 1090, 1170, 970, 1175,	12	5.82
VR1714	1270, 1370, 2470, 2670 Delco Same as above w/Prestolite		15.59

Pre-Made Custom Fit Spark Plug Wire Sets

Part #	Description	Price \$
19897AH	VAC thru 630	17.95
IHF12PWS	F-12, F-14, Cotton Braided W/ring terminals	39.25
352951RH	All 4 cyl A thru Super MTA, 100 thru 504	18.75

Wiring Harness

Part #	Application	\$
358109RH	Harness, Ignition & Lighting Super A, A-1, AV, AV1, Super C, 100, 130	49.55
358117RH	Harness Light Switch / Rear Light Super A AV, 300, 350 Diesel	21.56
354296RH	Harness Main Cable W/battery Ign. Gas Tractors: M, MV, Super M,	127.65
357912RH	Harness Main Cable W/battery Ignition Tractors: Super W6 to s/n 9084	113.88
363508RH	Harness, 6 Volt Light Switch -rear Lights Cub & Cub Lo-Boy,	44.31
351325RH	Harness, 6 Volt; 4 Cables Cub & Cub Lo-Boy,	91.54
354252RH	Harness, 6 Volt; 7 Cables Cub & Cub Lo-Boy;	40.46
363507RH	Harness, 6 Volt; 8 Cables Cub & Cub Lo-Boy,	91.25
51998DH	Harness, Main Assembly For Lights For Tractors: A, B,	120.05
387312RH	Harness, Rear Lights Cub & Cub Lo-Boy	12.98
358118RH	Harness, Rear Lights Cub & Cub Lo-Boy Tractors: C, Super C	21.56
30711DXH	Harness, Switch To Rear Lights For Tractors: A, B,	30.89
358311RH	Switch to Rear Light	73.92
358121RH	Switch to Rear Light M, MD, MV, Super MD	64.80
52973DAH	Headlights H, HV, M MD, MDV, MV, Super M, MTA	36.37
358916RH	Harness For Headlights Super H, HV s/n 501 to 19233	53.28

Tune-Up Kits Weight is approx. 1 lbs.

Kit contains vibration resistant condenser, heavy-duty point set and rotor sealed in a clear package for factory service.



Part #	Description	Price \$
TK181H	VA, 200B, 300, 300B, 400 Series, 400B, 430, 440, 480, 500B, 530, 540, 580CK, 640, 700B, 800B all w/Autolite distributor	13.95
ATK1DCR	All models that have Delco Remy distributor	8.67
AR12014H	1020, 1530, F12, F14, F20, F30 x mag points	14.85
AR12013H	A, B, HM, X mag cond	9.25
ATK5BIR	A, B, C, Super A, Super C, H, M, Super H, Super M, MD, W4, W6, W9, 100, 130, 140, 200, 230, 240, 300, 330, 340, 350, 400, 404, 450, 460, 560, 600, w/IHC distributor	15.55
ATK5BIR	454, 464, 544, 574, 674	15.55
ATK9BIRH	756, 856, 656, 806, 460, 560, 606	13.95

Case - IH

IGNITION


Ignitor *Weight is approx. 1 lb.*



A Breakerless Ignition System.
Solid-State Electronic.

Many models available, if you don't see your application
give us a call!

6 & 12 volt Positive Ground Ignitors available on select models.
30 Month Warranty.



Part #	MODELS	GROUND	MFR	MFR #	Price \$
1142	4 CYL	12V NEG	DELCO W/CLIPS	1111708, 1111735, 1111745, 1112593, 1112609	95.30
1142P6		6V POS	DELCO W/CLIPS	SAME	105.13
1142P12		12V POS	DELCO W/CLIPS	SAME	105.13
1168LS	6 CYL	12V NEG	DELCO W/CLIPS		99.57
1166P6		6V POS	DELCO W/CLIPS		102.06
1166P12		12V POS	DELCO W/CLIPS		102.06
1146A	4 CYL	12V NEG	DELCO W/SCREWS		85.65
1163A	6 CYL	12V NEG	DELCO W/SCREWS		85.65
1163AP12		12V POS	DELCO W/SCREWS		95.48
1541	S, VA, VAE, 200 - 450	12V NEG	AUTOLITE/PRESTOLITE	IAD-6003,6004	85.65
1541P6	500 - 580, 600 - 800	6V POS	AUTOLITE/PRESTOLITE	IAD-6003,6004	95.48
1541P12	840, 850, 855, 900	12V POS	AUTOLITE/PRESTOLITE	IAD-6003,6004	95.48
1542	470, 680CK, 830,	12V NEG	PRESTOLITE	IBT-4402, 4403, 4404 (CCW)	85.65
1542P6	840, 870, 900	6V POS	PRESTOLITE	IBT-4402, 4403, 4404 (CCW)	95.48
1542P12		12V POS	PRESTOLITE	4404 (CCW)	95.48
1543	4 CYL	12V NEG	PRESTOLITE		85.65
1545	V, VC, VI, VO F124	12V NEG	AUTOLITE/PRESTOLITE		85.65
1561P6		6V POS	PRESTOLITE	IAD-6002, 6010	95.48
1561	900 G & LPG	12V NEG	PRESTOLITE	IAD-6002, 6010 (CCW)	85.65
1562	970 377BG, A401 ENG	12V NEG	PRESTOLITE		85.65
1442	4 CYL EARLY	12V NEG	IH DIST 4 CYL W/CLIPS		95.30
1442P6	H, M ETC 1938-1957	6V POS	IH DIST 4 CYL W/CLIPS		105.13
1442P12	W/ IH DIST	12V POS	IH DIST 4 CYL W/CLIPS		105.13
1461	6 CYL EARLY	12V NEG	IH DIST 6 CYL W/CLIPS	(CCW)	95.30
1142	4 CYL	12V NEG	DELCO W/CLIPS		95.30
1142P6	4 CYL	6V POS	DELCO W/CLIPS		105.13
1142P12	4 CYL	12V POS	DELCO W/CLIPS		105.13
1168LS	6 CYL	12V NEG	DELCO W/CLIPS		99.57
1166P6	6 CYL	6V POS	DELCO W/CLIPS		102.06
1166P12	6 CYL	12V POS	DELCO W/CLIPS		102.06
1145A	C-153, C-175, C200	12V NEG	DELCO 4 CYL W/SCREWS		85.65
1145AP12	ENGINES	12V POS	DELCO 4 CYL W/SCREWS		95.48
1146A	4 CYL	12V NEG	DELCO W/SCREWS	(CCW)	85.65
1163A	6 CYL	12V NEG	DELCO W/SCREWS		85.65
1163AP12	6 CYL	12V POS	DELCO W/SCREWS		95.48
1541	4 CYLINDER	12V NEG	PRESTOLITE		85.65
1541P6	4 CYLINDER	6V POS	PRESTOLITE		95.48
1541P12	4 CYLINDER	12V POS	PRESTOLITE		95.48
1542	C-157, C-175, C-200	12V NEG	PRESTOLITE	IBT 4102 (CCW)	85.65
1542P12	ENGINES	12V POS	PRESTOLITE	IBT 4102 (CCW)	95.48
1543	4 CYL	12V NEG	PRESTOLITE	IBT-4106	85.65
1561	6 CYL	12V NEG	PRESTOLITE		85.65
1562	6 CYL	12V NEG	PRESTOLITE	(CCW)	85.65

ELECTRICAL/CAB

Ignition Switch & Wire Assembly



Part #	Application	Price \$
62801DCH	PUSHPL W/DIST, A-230	39.95
54207BH	PUSHPL W/MAG, A-SMTA	52.95
403562RH	460-1566 on off w/key	18.95
107682CH	86 Series	29.75
366317RH	Push button 706-1566	4.71
3107556RH	454, 474, 574, 674, 484, 584, 684, 784, 884, 385, 485, 585, 685, 785, 885, 895, 395, 495, 585, 695, 795, 895, 3210, 3220, 3230, 4210, 4220, 4230, 4240	23.41

Flame Thrower Coil

- Maximizes energy and reliability over the full RPM range
- 40,000 available volts
- Enables larger plug gaps for greater fuel efficiency, more power
- Delivers an average of 15% more Spark Energy and Voltage
- Fits existing wire brackets



Part #	Wt	Description	Price \$
40001	1	Chrome (oil filled) - 6V	36.77
40011	1	Black (oil filled) - 6V	32.72
40111	1	Black (epoxy filled) - 6V	40.07
40511	1	Black oil (3 ohm) - 12V	32.72
40501	1	Chrome oil (3 ohm) - 12V	36.77
40611	1	Black Epoxy (3 ohm) - 12V	42.50

Keys

Weight is approx 0.1 lb

Part #	Application	Price \$
K962338H	All David Browns	1.54
72162639H	300, 350, 400, 450	3.95

Case - IH

LIGHTS

Tail Lights



*Weigh 2 lbs each

Part #	Application	Description	Price \$
355911RH6V	VA Series, Early 300B	Combo Light - 6V	74.95
355911RH12V	VA Series, Early 300B	Combo Light - 12V	74.95
09897ABH6V	DC LA SC 400 thru 600, 900	Combo Light - 6V	99.95
355911RH6V	Cub Thru 650	Combo Light - 6V	74.95

Fender Lights

*Lights 2 lbs each - Washers 0.25 lb each

Part #	Description	Price \$
42757H	12V with Glare Guard	26.95
67760H	12V without Glare Guard	29.95
C5NN13N020BH	Beveled Washer for Fender Lights	3.99

Headlights



*Weigh 3 lbs each

Part #	Application	Description	Price \$
210921H	VA VAC VAH to SN 584000	Powder Coated Black	49.95
6942ABH6V	DC LA SC 400 - 600	Replaces 6942Ab 9668Ab	75.95
6942ABH12V		5-3/4" Curved Lens	75.95
350478RH	CUB, A - M (incl. Supers)	Teardrop Style 6V	39.95
357885RH6V	A - MTA, 100 130 140 200 230	Flat Back - Sealed Beam 6V	89.95
357885RH12V	240, 300 350 400 450	Flat Back - Sealed Beam 12V	89.95
357884RH6V	Same as Above	Flat Back - Bulb 6V	44.95
357884RH12V	Same as Above	Flat Back - Bulb 12V	44.95

ALTERNATORS/GENERATORS

High Quality New Generators and Alternators

New Quality at remanufactured price
No Core to Worry about!



Part #	Application	System	Price \$
12161LN	Case 1896, 2096, 5120, 5130, 5140, 5230, 5220, 5240, 5250	Bosch	129.95
7122LN	55 Aamp 12 volt external regulator IH tractors 1026, 1466, 1468, 4156	Delco	121.95
7853LN	15SI 105 AMP alternator internal regulator 3 wire	Delco	137.39

ALTERNATORS/GENERATORS

Generators

All generators are completely rebuilt with all worn parts replaced with new. We suggest when putting on a new generator to also install a new voltage regulator in order to achieve maximum efficiency from your generator.



Case

Part #	Model	OEM #	Volts	Year	Price \$
9795L	V series	GMB4617	6	42-49	166.64
9797L	S, SC, R, RC, LA, D series	GMB4809	6	39-51	166.64
9794L	D and DC	GAS4167	6	1940	165.39
9794L	DC, LA series	GAS4167	6	40-48	165.39
9688L	VA series	GMB4816	6	47-52	166.64
10218L	VA, D, S LA series, 200B, 400 gas	GHD6001	6	51-59	170.48
10157L	200B	1100516	6	1959	166.64
9174L	430, 431, 440, 530, 540	GJT7403	12	64-72	166.64
9913L	700B, 710B, 800B, 810B & 900 diesel	1100390	12	59-60	166.64
10240L	700, 800, 900, diesel	1100332	12	1959	166.64
10240L	430, 431, 530, 531, 440, 441, 540, 541, 640, 641 gas	1100332	12	60-66	166.64
9951L	430, 431, 530, 531, 630, 631	1100385	12	60-64	166.64
9913L	700B, 710B, 800B, 801B, 900, 900B, 910B, 730, 740, 830, 840, 930, 940, 1030, 1031	1100444	12	59-69	166.64
9951L	430 & 530	1100443	12	65-71	166.64

International Harvester

Part #	Model	OEM #	Volts	Year	Price \$
10157L	100, 200, 300, 400, 130, WR9S, 350 gas, Cub, Cub Lo-Boy	1100516	6	54-61	166.64
10181L	A, B, H, M, Super A & C, W6, W9, MD, Cub, WD6, WD9, T6, T9, TD6, TD9	1101423	6	39-51	166.64
9718L	A, Super A & C, H, M, Super M, Super H, MV, Cub	1100501	6	52-54	166.64
10170L	MD, WD6, WD9, 650	1101725	12	44-57	166.64
9246L	Super WD9, WDR9, gas 400, 450D, diesel	1100964	12	52-64	166.64
10311L	300, 400, LPG, 350, I-350, I350D, F350D, diesel	1101001	12	54-57	166.64
9202L	140, 240, 340, I-330	1100055	6	57-64	166.64
10240L	460, 560, 660, gas & LPG	1100394	12	58-64	166.64
10240L	606, F140, 404, 504, F656, 706, 806, gas & LPG	1100394	12	61-67	166.64
9079L	460, 560, 660 diesel early	1100395	12	60-62	166.64
9079L	460, 560, 660 diesel late	1100356	12	62-64	166.64
9079L	606, F656, 706 diesel	1100395	12	61-67	166.64
10240L	606, F656, 706 gas	1102394	12	61-67	166.64
9446L	806 diesel	1102337	12	63-64	166.64
9911L	340D, 504D	1100402	12	65-69	165.37

Generator Belts

Part #	DRIVES	Application	Price \$
52318DAH	GEN	Super A # 317192 up Super C 100 130 200 230	7.85
48878DH	GEN	H, Super H	7.19
362828RH	GEN	300, 350	4.93
49341DH	GEN	M, Super M, MTA, 400, 450	8.49
385738RH	GEN	Dsl 460, 560, 660, 706 W/D282 Eng	10.95
385674RH	GEN	656D, 706D W/D282	6.48

Pulleys

Case

Part #	Order #	Make & Model	Grooves	Replaces	Size	OD	Price \$
1149P	1149P	90 Series	2	L59716	1/2	3 1/4	9.49

International Harvester

Part #	Order #	Make & Model	Grooves	Replaces	Size	OD	Price \$
1227P	1227P	66 Series	2	537070R1	5/8	4 3/8	19.95
384987RH	384987RH	06 & 56	1	384987R1	5/8	4 3/8	31.50
1228P	1228P	66 Series	1	384645R1	5/8	4 1/4	28.65

Case - IH STARTERS

Starter Solenoid

J. I. Case



Part #	Application	Price \$
71003	210B, 211B, 300, 300B, 320 Prestolite Str.	16.95
7975	210B, 211B, 300, 300B, 320 Delco Str.	19.35
71037	400 Gasoline F140, F-162, DG-157 w/Max 4095 Str.	17.95
71003	430, 435, 440, 450, 470, 480, 540, 541, 570CK w/Prestolite Str.	22.95
7975	430, 435, 440, 450, 470, 480, 540, 541, 570CK w/Delco Str.	19.35
71003	500 Prestolite MZ-4127 Str.	16.95
71003	530, 535CK G-159 Eng.	16.95
7975	530, 535CK G-188D Eng.	19.35
71003	600, 600G 600 Diesel	22.95
71037	600, 600G F-209 w/MAW-4039 Str.	17.95
71003	630 Gas	16.95
7975	630 Diesel	19.35
7951	630CK	24.95
71003	640, 641	16.95
71003	700B 151S Eng. w/Delco Str.	16.95
7951	700 Diesel 267D Eng.	24.95
7975	730, 734 All 12 Volt exc. 1108340 Str.	19.35
71003	730, 734 All 12 Volt w/1108340 Str.	16.95
71003	800B 251SIF Delco Str.	16.95
7951	800B 267D	24.95
7951	740, 770, 830, 840, 850 Gas & Diesel	24.95
7951	740, 770, 830, 840, 850 All 12 Volt exc. 1108426 Str.	24.95
7975	740, 770, 830, 840, 850 All 12 Volt w/1108426 Str.	19.35
7975	870 w/1108426 Str.	19.35
7951	870 w/1113688 Str.	24.95
71003	900B w/Prestolite Str.	16.95
7951	930	24.95
7975	940 w/401 Diesel Eng.	19.95
71003	970 Gas & Diesel w/Prestolite Str.	16.95
7975	970 Gas & Diesel w/1108426 Delco Str.	19.35
7900SUP	1030, 1070, 1090, 1150, 1170, 1175, 1200, 1270, 1370, 2470 24 volt	42.53
7975	1030, 1070, 1090, 1150, 1170, 1175, 1200, 1270, 1370, 2470 starter 1107877 or 1108340.	19.35
7951	1030, 1070, 1090, 1150, 1170, 1175, 1200, 1270, 1370, 2470 All others 12 volt	28.95
7907N	2090, 2290, 2390, 2590	49.95
7907N	2470, 2670, 2870 4WD	49.95
7907N	4490, 4494, 4690, 4694, 4890, 4894	49.95

New Starters



Part #	Model	System	Price
1664LN	990,995,996,1200 10, 12,985,990, 996,1212,1290,1294, 1390,1394, 1410 12,1490, 1494	Lucas	191.95
16608LN	1410 75-80, 1412	Lucas	229.95
16984LN	385, 395, 495, 595	Lucas	259.95
16990LN	590L, 590CK	Lucas	167.95
16608LN	1594, 1690	Lucas	229.95
3339LN	2090, 2190, 2290, 2390, 2470, 2570, 2590, 2670, 2870, 4490, 4494, 4894, 4894, 4994, 4994,	Delco	429.95
3974LN	568, 4586, 4690, 4694, 4786,	Delco	429.95
6371LN	CAT 65,70, 1986-97	NDenso	326.95
4033LN	100, 130, 200, 230,140, A,B,C, SUPER A C, 140 2 bolt	Delco	168.95
4132LN	H, HV,M, MTA, MV, SUPER M, W4, W6, W9, 2 bolt	Delco	181.95
16984LN	474, 484, 584, 684, 784, 884	Lucas	259.95
17353N	NEW - Case '2090, 1896,2090, 2096,2094, 2390,2590, 2594,3294,3394,3594,4494,4994,4894	ND	\$314.91
16990N	NEW - Case 1845C 40XT,70XT, 75XT, 85XT, 90XT,95XT	ND	\$199.95
4033N	NEW - Farmall A, B,C, Super C, Super A,	DR	\$148.75
4132N	NEW - Farmall H,HV,M, MTA, MV, Super H, HV,O4, O6,O9,W4, W6,W9,	DR	\$157.41
6204N	NEW - International '5088, 5288,5488, 6588,6788	DR	\$319.81



Starter Solenoid

International Harvester

Part #	Application	Price \$
71001	Cub, Cub Lowboy, A, B, C, H, M, Super H, Super M with Mechanical Sol	13.55
71005	H, M, With Electric Sol	9.35
71001	06, 0-56, W6	13.55
71001	140 w/1107093, 174 Str.	13.55
71003	140 w/1107238 Str.	16.95
71037	240	17.95
71037	300 w/6 Volt Str.	17.95
71003	300 w/12 Volt Str.	16.95
71037	330, 340	17.95
7975	350 Gas w/6 Volt Str.	19.35
7975	350 Diesel w/12 Volt Str.	19.35
7975	354	19.95
71037	400 Gas w/6 Volt	17.95
7951	400 Diesel w/1113034 Str.	24.95
7975	404, 424, 444	19.35
7951	450, W450 Diesel	24.95
7951	454 Gas	24.95
7975	460, 464 Gas	19.35
7975	460, 464 Diesel	19.35
7975	504	19.35
7975	544, F-544, I-544, 2500A, 574, 664, 674, C-200 Eng. w/1107854, 1108334 Str.	19.35
7951	D-239 Eng. w/1113198, 1113201, 680 Str.	24.95
7975	560 Gas, LP G263 Eng. Gas	19.35
7951	560 Diesel D-282 Eng.	24.95
7951	600	24.95
7975	606 Gas, LPG & Diesel	19.35
7951	650 Diesel	24.95
7951	656 Gas, LPG	24.95
7951	656 Diesel	24.95
7951	686 Gas & Diesel w/1108334, 691' Str.	24.95
7951	686 1113176, 671 Str.	24.95
7975	706, 756, 766, 806, 826, 856 Gas, LPG, Diesel w/1108691, 1108691, 1108334 Str.	19.35
7951	706, 756, 766, 806, 826, 856 w/1113176, 674 Str.	24.95
7951	1206, 1256, 1456	28.95
7951	966, 1066, 1466, 1468	24.95
7946	986, 1086, 1488, 1586 121904CI	31.95
7946	3388, 3588, 3788 121904CI	31.95
7946	5088, 5288, 5488 121904CI	31.95
7975	715 Combine	19.35
7951	815, 915 D. Combine	24.95
7975	815, 916 Gas Combine	19.95
7951	715 D Combine	24.95
7946	1440, 1460, 1480 Combine 121904CH	31.95

Mechanical Starter Switches



Part #	Model	Description	Price \$
71001	Cub, Super A, C, Super C	Cub, Super A, C, Super C	13.55
71005	H, M, Super M	H, M, Super M	9.35

Rebuilt Starters & New Drives

International Harvester Combines

STARTERS & DRIVES

Part #	Model	OEM #	Price \$	Drive #	Price \$
4843L	815-915 diesel w/414	1113439	316.41	4279LH	47.49
4868L	1440, 1410, 1480 w/466	1113444	316.41	4282	43.43

Case - IH STARTERS

Rebuilt Starters & New Drives

Our starters are completely disassembled, cleaned and all worn parts replaced with new. Every rebuilt starter comes with a 6 month warranty
NO HASSLE CORE POLICY!

When you receive your starter, just box up the core with a copy of the invoice. We will send a UPS call tag. Put the tag on the box and drop it off at a UPS location or give to a UPS driver. *No credit given on broken or welded cores.*

Case

Part #	Model	OEM #	Volts	Price \$	Drive #	Price \$
5029L	DC Prestolite	MAB4105	6	138.52	4141	42.84
5309L	LA series Prestolite	ML4170	6	281.25	4520	49.95
5216L	S 310, 320, 319, 300B gas	MBG4105	12	166.64	4565	41.85
4597L	430, 431, 530, 531, 630, 631 gas	1107516	12	166.84	4221	17.95
4597L	430, 530 diesel	1107516	12	166.84	4221	17.95
5246L	500, 600, 900 LP. gas	MDU7102A	12	202.50	4280	27.75
5246L	430, 435, 480, 500, 530, 535, 580, 580B, 580CK, 620, 430, 440, 441, 540, 541, 640, 641 tractor, 600, 660, 1060, gas combine	MLU7102	12	202.50	4280	27.75
3793L	730D, 740, 830, 840, 800, 800B, 900, 900B (35 MT)	1113634		277.06	4525	39.93
3951L	930, 940, diesel (35 MT)	1113635, 646	12	316.41	4565	41.85
5441L	200B, 300 gas, 400	MZ4156	6	139.22	4282	43.43
4244L	730, 830, 930 gas	1108340	12	166.64	4279	27.95
3363L	770, 870, 970, 1070, 1170 diesel (35 MT)	1113689	12	316.41	4257	48.57
3374L	1030, 1031 diesel (40 MT)	1114125	12	255.66	4302	44.25
4998L	870, 1075, 1090, 1175, 970, 1070, 1270, 1370, 1570 (35 MT)	1113399	12	277.06	N/A	
3339L	2090, 2190, 2390, 2570, 2590, 2290, 2470, 2670, 2870, 4490, 4494, 4894, 4994, 4690, 4890 w/504, 674 diesel		12	274.22	N/A	

International Harvester Tractors

Part #	Model	OEM #	Volts	Price \$	Drive #	Price \$
4787L	Cub, Lo-Boy	1109611	6	166.64	4135C	32.95
4214L	Cub Lo Boy 140	1107327	12	166.64	3568NS	30.68
4033L	A, B, Super A, C, 100, 140, 200, 240	1107067	12	166.64	4121C	33.95
4132L	H, HV, M, MV, Super M, 2 Bolt, W4	1107448	6	166.64	4121C	33.95
4406L	Super H & M, W6, MTA, MV, W4 3 Bolt	1108012	6	166.64	4121C	33.95
4413L	F300, F350, F400, F450 - All Gas Models	1108038	6	166.64	4121C	33.95
4939L	574, 674 - Both Gas	1108394	12	166.64	4266	26.70
4594L	460, 560, 660 Diesel	1108642	12	166.65	4267	32.17
3853L	560 & 660 Diesel	1113034, 3053	12	244.69	4264	18.75
4524L	560 Gas	1108657	12	212.63	4267	32.17
4271L	656, 666, Hydro 70 Gas	1107854	12	190.58	4221	17.95
4212L	460 560 504 606 656 - All Gas	1107229, 744, 720, 1108321	12	166.64	4267	32.17
4236L	460 504 606 656 544 666 - All Gas	1108343, 344, 1109360	12	166.64	4291LH	32.95
4514L	560 606 656 666 Hydro 70 - All Gas	1107543, 1107564	12	212.63	4267	32.17
4275L	674 584 684 784 884 - All Diesels	1107867 1109270 1998243	12	212.63	4277	18.95
16984L	474 574 674 584 684 784 884 - Diesels With Lucas Systems	26336 26428 26433 26428A	12	221.07	549214	26.95
3366L	544 656 666 All W/ D239 Diesel Engine	1113201	12	316.41	4302LH	38.85
3934L	544 656 666 All Diesel Engine	1113187 1113198	12	299.54	4276	31.72
4325L	706 806 Both W/ Gas Engine		12	166.64	4267	32.17
3709L	706 W/D282 Diesel	1113176	12	316.41	4264	18.75
4235L	706 806 756 856 766 All W/ Gas Engine		12	166.64	4291LH	32.95
3933L	706 & 756 Both W/310 German Dsl	1113197	12	316.41	4279LH	47.49
3369L	756 & 826 Both W/ German Dsl	1113685	12	316.41	4279LH	47.49
3952L	806 1206 Both Dsl Engine & Gear Drive	1113642 1113647	12	316.41	4279LH	47.49
3952L	856 1256 1456 All W/ Dsl Eng 7 Gear Drive		12	316.41	4279LH	47.49
3952L	766 966 1066 1466 1566 All Dsl & Gear Drive		12	316.41	4279LH	47.49
4888L	1026 1066 All W/ Hydro Transmission	1113684	12	316.41	4279LH	47.49
4843L	886 W/D360 986 W/ D436 1086 Dt414 1486 1586 DT436	1113432 1113446 1113398 1113439	12	316.41	4279LH	47.49
6659L	186 Hydro W/ D436 Engine	1113434 1113440	12	278.45	4279LH	47.49
6205L	3088 3288 3488 3688	1990322	12	299.54	N/A	
6204L	3088 3288 3488 3688 5088 5288 5488	1990311	12	299.54	N/A	
4893L	5088 5288 5488	1113413 1113419 1113425	12	316.41	4482	39.75

International Harvester Combines

Part #	Model	OEM #	Volts	Price \$	Drive #	Price \$
6353L	1440 1460 1480 1620 1640 1660 1680 All/ Delco	10461007 1993791	12	299.54	N/A	
4868L	1440 1440 1460 1480 - All Delco	1113444	12	316.41	4482	39.75
4868L	1620 1640 1660 1680	1113444	12	316.41	4482	39.75
17353L	1644 1666 1688 2144 2166 2188 All W/ Nippondenso	028000-7430 028000-7431	12	379.69	N/A	

Case - IH

CHASSIS

Sheet Metal



Part #	Application	Wt	Description	Price \$
369672RH				
369187RH				
398013RH				
398015RH				
Part #	Application	Wt	Description	Price \$
WS208H	Cub A B C H M & Supers	2	Grille Screen Wire 2' X 3' Piece	25.95
369672RH	560 660	3	LH Front Ribbed Side Panel	34.95
369673RH	560 660	3	RH Front Ribbed Side Panel	34.95
369187RH	460 560 660	3	LH Rear Ribbed Side Panel	37.95
369188RH	460 560 660	3	RH Rear Ribbed Side Panel	37.95
531063RH	766 - 1566 786 - 1586	5	LH Radiator Side Panel W/O Louvers	38.95
531064RH	766 - 1566 786 - 1586	5	RH Radiator Side Panel W/O Louvers	38.95
58144DXH	A, B, BN, Super A	15	Hood With Hooks & Springs	199.95
351090RH	C, Super C	15	Hood With Hooks & Springs	168.95
50997DH	H Thru Super MTA	2	Hood Hook & Spring Kit	47.95
398013RH	766 Thru 1568	2	Front Seat Support Cover	33.95
398015RH	766 Thru 1568	2	Rear Seat Support Cover	33.95
406281RH	766 Thru 1568	2	Platform Support Angle	21.75
531038RH	766 Thru 1568	1	Instrument Panel Housing	89.95


Battery Boxes



Part #	Application	Price \$
538609RH	Cub	45.75
50943DXH	A, AV, B, BN	128.95
356634RH	SUPER A 250000-348643, C, SUPER C TO SN 176522 1 pc box w/lid	89.55
358544RH	Super A 348644 Up, Super Av, C, Super C 176522 Up, 100 - 230 4 pc Kit	155.95
51680DBH	H, Early Super H Box Unter Tank	85.75
51686DBXH	Plain Lid Only For Above H Box	38.95
51686DBXRRH	Lid Only With Rubber Retainers	108.95
359500RH	Late Super H, Super Hv Box Under Seat	91.95
51707DH	M	39.61
51713DBXH	Plain Lid Only For Above M Box	38.45
51713DBXRRH	Lid Only With Rubber Retainers	111.95
358693MRH	Late Super M, MTA G & Dsl Box Under Seat	89.75
358693RH	300, 350, 400, 450 NO IMPRINT	115.5
362059RH	Same As Above But With IH Imprint On End	79.95
538535RH	Battery Door 544, 656, 666, 686	57.65
403529RH	LH Battery Tray 06 - 66 Series	57.65
403530RH	RH Battery Tray 06 - 66 Series	22.95
71717CH	06 - 66 Series Battery Cover	21.25

66 Series Baffle Weights approx. 3 lbs.

- This is the shield you lose just over the battery
- Any Baffle only



Part #	Type	Application	Price \$
531499RH	LH	766, 966	25.95
531500RH	RH	766, 966	25.95
531507RH	LH	1066, 1466	25.95
531508RH	RH	1066, 1466	25.95

Battery Hold Down Bolts

Just Like the Original!
IH List Price \$7.81 EACH!
Save with THE Company!



Part #	Application	Price \$
64582CH	06-66 Series	4.95

(Priced per Pair)

Emblems

Front



Part #	Description	Price \$
06331ABH	FRONT - S, SC, SI, SO	36.95
A7600H	SUNBURTS/EAGLE FRONT - 300, 420, 425, 600	94.95
A11492H	CHROME CASE EAGLE FRONT 200B-600B, 700 800, 430-1030,1200	32.95
A11320H	CHROME SIDE - 300B THRU 600B,700 THRU 900	39.95

Front



Part #	Description	Price \$
43658DH	FARMALL A B C BRIGHT FINISH	10.95
49404DH	FARMALL H & M CHROME AND BLACK FINISH	13.95
MDFE98	MCCORMICK DEERING W4, W6, W9 1947 & EARLIER	9.95
MFE99	MCCORMICK W4, W6, W9 1948 & UP	10.95
362687RH	CUB 1954 THRU 1963	12.95
352580RH	SUPER A, SUPER AV, C, SUPER C - RED & BLACK	7.95
357650RH	SUPER H, SUPER M, SUPER MTA	9.95
362513RH	200, 130, 200, 230	26.12
IHSC99	300, 350 REPLACES 362397R2, 365371R1	9.95
IHLLC99	400, 450	10.95
2751846RH	140 154 184 185 404 424 444 504 606-686 706 756 766 - PLASTIC	15.94
368523RH	340, 460, 560, 660 DIE CAST	38.95
2751845RH	544, 656, 706 DIE CAST	38.95
2751847RH	756, 806, 826, 856, 1026, 1206, 1256, 1456 - PLASTIC	14.50
2751809RH	SAME MODELS - DIE CAST	38.95
120397CH	284-884 384-885 LATE 886-1586 HYDRO 84 186 3388-3788 4366-4786	15.95

Model Emblems



Part #	Description	Price \$
IH100E / IH130E	100 / 130	6.95
IH140E	140	34.50
IH200E / IH230E	200 / 230	6.95
IH300E / IH350E	300 / 350	22.50
IH400E	400	12.95
IH450E	450	12.95
IH460E / IH460DE	460 GAS / 460 DIESEL	41.25
IH560E / IH560DE	560 GAS / 560 DIESEL	41.25
IH706E / IH706DE	706 GAS / 706 DIESEL	41.25
IH806E / IH806DE	806 GAS / 806 DIESEL	41.25

Side Emblems



Part #	Description	Price \$
362389RH	CUB SN 185001-210000, LO-BOY TO 10000, 100 130 200 230	34.50
362512RH	FARMALL 100, 130, 200, 230	43.50
362317RH	MCCORMICK 300, 350, 400, 450	43.50
362315RH	FARMALL 300, 350, 400, 450	55.50
369117RH	FARMALL 460 & 560	77.95
377796RH	FARMALL 504, 656, 706, 806, 1206	77.95
2753920RH	INTERNATIONAL 656, 756, 826, 856, 1026, 1256, 1456	84.95
362394RH	TORQUE AMPLIFIER EMBLEM 300, 330, 350, 400, 450, W400, W450	29.95
371371RH	GEAR SHIFT PATTERN - 340, 460, 504, 560, 606, 660 ALL W/TA	23.95


Case - IH CHASSIS

Hood Ornaments



Part #	Description	Price \$
369180RH	200 230 240 330 340 404 444 460 504 560 606 656 660 706 756 826	58.95
538005RH*	666 686 766-1566	11.95

Fenders



Part #	Application	WT	Description	Price \$
51179DH	Farmall AAV B BN	10	Fender Fits LH or RH	114.75
351248RH	Farmall C	23	Fender Fits LH or RH	144.95
351255RH	Farmall Super C 200 230	23	Fender Fits LH or RH	144.95
351250RH	Farmall C, Super C 200 230	0.5	U Bolt For Above Fenders	10.50
51500DB	Farmall H Thru 450 Rolled Edge	18	Fender Fits LH or RH	119.95
51500DBH	Farmall H Thru 450 Flat Edge	15	Fender Fits LH or RH	136.42
51500FEK	Farmall H Thru 450	16	Mounting Bracket Kit For Above	48.95
51500PLH	Farmall H Thru 450	6	Mounting Plate Only	25.17
51502DH	Farmall H Thru 451	0.5	Bushing Only (Sold individually)	2.10
399328RH	544 Thru 1456	70	LH Dual Light Fender	207.95
399335RH	544 Thru 1456	38	LH Fender Bracket	140.98
399329RH	544 Thru 1456	70	RH Dual Light Fender	207.95
399336RH	544 Thru 1456	38	RH Fender Bracket	140.98
388944RH	544 Thru 1456, 666 Thru 1566	2	U Bolt For Above Fenders	23.55
533187RH	666 Thru 1566	70	LH Single Light Fender	217.50
399340RH	666 Thru 1566	25	LH Fender Bracket	143.95
533188RH	666 Thru 1566	70	RH Single Light Fender	217.50
399339RH	666 Thru 1566	25	RH Fender Bracket	143.95
3123648RH	584 585 684 685 784 884 885	TRUCK	IH Fender	297.95
3123649RH	584 585 684 685 784 884 885	TRUCK	RH Fender	297.95
534493RH	756 Thru 1566	3	IH Platform Extension	44.95
534494RH	756 Thru 1566	3	RH Platform Extension	44.95
534485RH	766-1566, 1468 1568, Hydro 100	12	Front Platform	37.95
534486RH	766-1566, 1468 1568, Hydro 100	27	Rear Platform	264.95
406281RH	766 Thru 1568	2	Platform Support Angle	21.75

Front Grill Inserts




For 766, 966, 1066, 1466, 1566, 786, 886, 1086, 1486, 1586, 1468 & 1568

Part #	Application	Price \$
CGR6686	Chrome 16 Gauge Steel - 14 lbs	139.95
AGR6686	Aluminum Painted 16 Gauge Steel - 14 lbs	99.95
531233RH	Debris Screen - 2 lbs	45.50
531231RH	OEM style Plastic Grill - 3 lbs	99.95

Lower Grill Insert

Weights 1.25 lb



Part #	Application	Price \$
50204DXAH	M Series	26.25
50205DXAH	H, HV, Super H, Super HV	26.25

Decal Sets



Part #	Model	Price \$	Part #	Model	Price \$
100CS*	100, 130, 140 gas	26.95	I1466**	1466 Hood Decals	32.55
1206CS*	1206	36.95	I1486**	1486 Hood Decals	32.55
200CS*	200, 230 gas	26.95	I184	184 Hood Decals	31.10
240CS*	240 gas	26.95	I301H	354 Hood Decals	33.93
284CS*	284	48.95	I302H	424 Hood Decals	24.36
300CS*	300 gas	27.95	I303HA	444 (old) Hood	32.48
330CS*	330 gas	28.95	I303HB	444 (new) Hood	33.93
340CS*	340 gas	29.95	I304H	454 Hood Decals	33.93
340DCS*	340 Diesel	32.95	I305H	464 Hood Decals	33.93
350CS*	350 gas	27.95	I306H	465 Hood Decals	33.93
350DCS*	350 diesel	33.95	I307H	574 Hood Decals	33.64
400CS*	400, 450 gas	24.95	I308H	674 Hood Decals	33.93
400DCS*	400, 450 diesel	30.95	I309H	2500 Hood Decals	33.93
460CS*	460 gas	33.95	I31	238 Hood Decals	31.10
460DCS*	460 diesel	35.95	I310H	584 Hood Decals	31.10
560CS*	560, 660 gas	29.95	I311H	684 Hood Decals	31.10
560DCS*	560, 660 diesel	34.95	I312H	784 Hood Decals	31.10
606CS*	606	36.95	I313H	884 Hood Decals	31.10
656CS*	656	36.95	I314H	1086 Hood Decals	31.10
666CS*	666	47.95	I384	384 Hood Decals	31.10
66CS*	66 series	55.95	I484	484 Hood Decals	31.10
674CS*	674	59.95	I5088	5088 Hood Decals	68.88
706CS*	706	36.95	I5288	5288 Hood Decals	68.88
806CS*	806	36.95	I766	766 Hood Decals	31.10
856CS*	856	47.95	I806	806 Hood Decals	31.10
86CS*	86 series	43.95	I966	966 Hood Decals	31.10
88CS*	88 series	57.95	IH1066BS	1066 Black Stripe	197.10
CA1370	1370 Hood Decals	33.93	IH1466BS	1466 Black Stripe	197.10
CA1594	1594 Hood Decals	58.73	IH1566BS	1566 Black Stripe	197.10
CA1690	1690 Hood Decals	46.40	IH766BS	766 Black Stripe	197.10
CA202H	585	33.93	IH966BS	966 Black Stripe	197.10
CA2090	2090 Hood Decals	79.75	IHCA	A	21.95
CA580B	580B	48.50	IHCACV	A Culti-Vision	21.95
CA580C	580C	48.50	IHCB	B	21.95
CA580K	580K	48.50	IHCBCV	B Culti-Vision	21.95
CA930	930 Hood Decals	28.28	IHC	C	21.95
CAC	C	28.00	IHCUBC	Circle Cub decal	21.95
CAD	D	26.25	IHCUBL	Cub - 1 Line decal	21.95
CADC	DC	26.25	IHCF12	F-12	21.95
CAL	L	28.00	IHCF14	F14	21.95
CALA	LA	29.75	IHCF-		
CARCG	RC Gray or Red	31.50	IHCF-20NT	F20 Narrow Tread	21.95
CASC	SC	26.25	IHCF20	F20	21.95
CAVA	VA	26.25	IHCF30	F30	21.95
CAVAC	VAC	26.25	IHC	H	21.95
COB154	154 Hood Decals	22.48	IHCM	M	21.95
			IHCMD	MD	23.95
			IHCRG	Regular	21.95
			IHCSA	Super A	21.95
			IHCSC	Super C	21.95
			IHCSE	Super E	21.95
			IHCSE	Super H	21.95
			IHCSE	Super M	21.95
			IHCSE	Super MTA	23.95


*CS = Chassis Set
**Without Cab

Call for availability of decals not listed.

Case - IH

CHASSIS

Seats



2 piece seat. Black Vinyl.

Application: 430, 440, 530, 540, 580, 630, 730, 740, Late 930, 940

Part #	Description	Price \$
7073K	Seat back. No arm rests.	59.85
7074K	Seat bottom	94.05

3 piece seat. Black Vinyl. Application: 300B, 310B, 320B, 400, 410, 400B, 500B, 600B, 530, 540, 630, 640, 700, 800, 730, 740, early 830, 840, 900, 930, 940

Part #	Description	Price \$
7077K	Seat bottom	103.55
7075K	Seat back. Square. Lower wrap around.	70.30
7076K	Seat small upper back.	65.55



4 piece seat. Black Vinyl.

Application: 2090, 2094, 2290, 2294, 2390, 2470, 2590, 2670, 2870, 4490, 4690, 4890

Part #	Description	Price \$
7116K	Seat bottom	114.00
7111K	Seat back	111.15
7334K	LH Arm rests, folding, black vinyl	65.55
7330K	RH Arm rest, folding, black vinyl	65.55



5 piece seat. With Arm Rests.

Application: 770, 870, 970, 1070, 1090, 1170, 1175, 1270 thru 1570 Agri-Kings

Part #	Description	Price \$
7062K	Bottom cushion	96.90
7061K	Back rest. Lower	70.30
7065K	Back rest. Upper	50.96
7059K	Arm rests, pair	61.75



Complete Seats

Case



7260K



7310K

Part #	Description	Price \$
7260K	All 30 series w/3 pc seat - Black Vinyl	455.12
7310K	770-2670 4 pc seat - Black Vinyl	259.35
7311K	770-2670 4 pc seat - Black Fabric	259.35
1086	*Call for pricing, many styles and prices available	

International Harvester



7152K



856

Part #	Description	Price \$
IH6012	Fits 06, 56, 66 with 3 pc seat	99.95
7152K	Same as above (Better Quality) B/W Vinyl	235.60
7852K	3 pc bracket set for popular IH seat	59.85
856	*Call for pricing, many styles and prices available	
1086	*Call for pricing, many styles and prices available	

Seat Accessories

Rubber Torsion Seat Spring

Fits IH 706-1466 Non-Hydraulic
2.5 lbs

Part #	Price \$
380712RH	43.75



Seat Bushings

Part #	Description	Price \$
355753RH	Pin, seat special support, pivot 3" long M, MO, Super M & MTA, C, Super C, 450,460, 560, 660,600, 200, 230, 240, 300,330, 340, 350, 400	21.93
352648RH	Pin, seat hydraulic support pivot. H, HV, Super H, HV, M, MO, Super M, MTA	22.95
72696RH	Bushing, shock absorber mounting seat pin. C, Super C, H, HV, Super H, HV, M, MO, Super M, MTA, 200, 230, 300, 350, 400, 450, 460, 560, 600, 650, 660	1.58



Seat Shocks

Part #	Wt	Description	Price \$
352587RH	4	IH Fits: M, H, C, Super C, Super M, MTA, Super H, 350, 400, 450, 460, 560, any seat with rear shock, 11" eye on both ends	30.16
351750RHS		Fits IH Tractors w/ Battery Box under seat, 6" to 8" Shock Travel. Super H, Super M, Super MTA, 300 thru 450	38.95
351750RHL		Fits IH Tractors w/o Battery Box under seat, 7" to 9" Shock Travel. H, Super H, M, Super M	38.95
353204RH	2	IH, attaches with one horizontal bolt and has stud on the other, has battery under the seat	38.95
372751RH	2	IH Fits the popular 06, 56 Bostram seat	46.25



Rubber Seat Springs

Part #	Description	Price \$
A57714H	730CK - 1030CK, 1470	97.95
A7053H	400 - 900, Early 730, 830, Except Grove & Orchard	97.95



Must Reuse Original Side Plates

Seat Springs



Part #	Description	Price \$
354677RH	IH, M, H, C, Super C, Super M, MTA, Super H, 350, 400, 450, 460, 560	24.95
50587DBH	IH, A, B, Super A, 100, 130, 140 Right Hand	25.23
50586DBH	IH, A, B, Super A, 100, 130, 140 LeftHand	25.23

Case - IH CHASSIS

Seats



Part #	Application	Description	Price \$
7185K		B, Super A, AI, AV, C with Rod Red & White	171.95
7181K	H, M, Super M, MTA, Super MTA, 300, 350, 400, 450, C, Super C	1 piece pan style, 4 Bolt Red/White	114.00
7180K	H, M, Super M, MTA, Super MTA, 300, 350, 400, 450, C, Super C	H&M Silver vinyl 4 Bolt	114.00
7450K	H, M, Super M, MTA, Super MTA, 300, 350, 400, 450, C, Super C	H&M Silver Canvas 4 Bolt	114.00
7542K	H, M, Super M, MTA, Super MTA, 300, 350, 400, 450, C, Super C	Flip back seat w/rails black canvas	172.90
7451K	H, M, Super M, MTA, Super MTA, 300, 350, 400, 450, C, Super C	Flip back seat w/rails silver canvas	172.90
7129K	300, 330, 350 Utility, 140, 240 Cub Lo-Boy	Seat bottom. 4" Foam, 19.5 x 14.5	70.30
7128K	300, 330, 350 Utility, 140, 240 Cub Lo-Boy	Seat back. 2" Foam, 1.375 x 16.5 bolt pattern	78.85
7126K	330, 340, 404, 460, 504, 560, 606. Utility Models Only. 2 piece set	Seat bottom	121.60
7125K	330, 340, 404, 460, 504, 560, 606. Utility Models Only. 2 piece set	Seat back	65.55
7135K	404, 504 Row Crop. 2 piece set	Seat bottom	130.15
7134K	404, 504 Row Crop. 2 piece set	Seat back. Attaches to fiberglass arm rests	65.55
7140K	544, 656 Utility. 3 piece, originally 2 piece replacement	Seat bottom	113.05
7139K	544, 656 Utility. 3 piece, originally 2 piece replacement	Seat back	113.05
7141K	544, 656 Utility. 3 piece, originally 2 piece replacement	Small back	52.25
7147K	240, 300, 350, 400, 450, 460, 560 Row Crop 2 piece set, Hinges in seat, specify red & wht or blk & wht	Seat bottom. 3" foam, 4 bolt - Black Vinyl	107.35
7146K	240, 300, 350, 400, 450, 460, 560 Row Crop 2 piece set, Hinges in seat, specify red & wht or blk & wht	Seat back. Bolts to pipe frame	66.50
7145K	460, 560, 660 Deluxe. 2 piece set	Seat bottom	114.00
7144K	460, 560, 660 Deluxe. 2 piece set	Seat back	62.70
7156K	656, 666, 686, 706, 756, 766, 806, 826, 856, 966, 1026, 1066, 1206, 1256, 1456, 1466, 1468, 1566, 1568, Hydro 70, 86 & 100	Seat bottom	107.35
7155K	656, 666, 686, 706, 756, 766, 806, 826, 856, 966, 1026, 1066, 1206, 1256, 1456, 1466, 1468, 1566, 1568, Hydro 70, 86 & 100	Seat back lower wrap around	128.25
7157K	656, 666, 686, 706, 756, 766, 806, 826, 856, 966, 1026, 1066, 1206, 1256, 1456, 1466, 1468, 1566, 1568, Hydro 70, 86 & 100	Back Top small	49.40
7149K	656, 666, 686, 706, 756, 766, 806, 826, 856, 966, 1026, 1066, 1206, 1256, 1456, 1466, 1468, 1566, 1568, Hydro 70, 86 & 100	574, 674, 454, 464, 784	190.12
1086SF	886, 986, 1086, 1486, 1586, Hydro 86 & 186, 3388, 3588, 3788 4 piece set with 2 folding arm rests.	*Call for pricing, many styles and prices available	
1086B	886, 986, 1086, 1486, 1586, Hydro 86 & 186, 3388, 3588, 3788 4 piece set with 2 folding arm rests.	*Call for pricing, many styles and prices available	
1086AR	886, 986, 1086, 1486, 1586, Hydro 86 & 186, 3388, 3588, 3788 4 piece set with 2 folding arm rests.	*Call for pricing, many styles and prices available	
5088S	All 88 Series IH tractors with original Grammer Seat. 3 piece set. Black or Brown or Red fabric	*Call for pricing, many styles and prices available	
5088B	All 88 Series IH tractors with original Grammer Seat. 3 piece set. Black or Brown or Red fabric	*Call for pricing, many styles and prices available	
5088SB	All 88 Series IH tractors with original Grammer Seat. 3 piece set. Black or Brown or Red fabric	*Call for pricing, many styles and prices available	

Pan Seat Cover

This Pan Seat Cover has the I-H Red & White color and fits a 21" seat.



Part #	Price \$
30RW	22.95

Restoration Seats

Part #	Description	Price \$
18503PC	Cushion set w/bracket double stitched embossed cream vinyl with upper back 1550, 1555, 1650, 1655, 1750, 1755, 1850, 1855, 1950, 1950T, 2050, 2150, 2255, 2270, 2-105, 2-150, 2-62, 2-70, 2-78, 2-85, 4-78	268.95
7572K	340 Deluxe Assembly Original	292.60
7574K	340 Deluxe Back Original	64.60
7573K	340 Deluxe Seat Original	116.85
7601K	504 Bl & Wh Vinyl Back Original	59.40
7600K	504 Bl & Wh Vinyl Seat Original	115.20
7587K	560 Deluxe Assembly Original	265.05
7589K	560 Deluxe Back Original	69.35
7588K	560 Deluxe Seat Original	137.75
7579K	806 Assembly Original	324.90
7578K	806 3 Pc Kit Original	283.10
7576K	806 Large Back Original	128.25
7577K	806 Small Back Original	49.40
7575K	806 Seat Original	105.30

Seat repair kits and seat parts

Every under carriage has been completely disassembled, checked, cleaned and painted.

- New bushing
- New rubber springs
- New shock
- New pins as needed
- \$150 core charge



Part #	Description	Price \$
0666SBK	IH 06 to 66 Seat bushing kit	24.95
380712RH	IH rubber seat spring 06 thru 66	43.75
372751RH	IH shock for the seat at the left 06-66	46.25

Seat Undercarriages

Every under carriage has been completely disassembled, checked, cleaned and painted.

- New bushing
- New rubber springs
- New shock
- New pins as needed
- \$150 core charge



IH 06-66 Series

Part #	Price \$
379319RH	374.95

Case - IH

CHASSIS

Steering Wheels

Case



Part #	Description	Price \$
OEMA7668H	16" Diameter and 7/8" Keyed - V VA VAC	49.95
OEM1146510	18" Diameter - Cockshutt 20 Deluxe, 30, 35, 40, 50, E3 to 5	49.95
OEM07779ABH	17 5/8" Diameter - DC SC VA VAC (Wide Front)	57.28
OEMA20456H	40 Spline Hub with 3 Spokes - Most models 200B thru 1030CK	74.95
OEMA61007H	970-3594 Magnum 7110-7250, 8910-8950	73.95

International Harvester



Part #	Description	Price \$
OEM60070DH	17 5/8 Diameter and 3/4" Keyed Super A (Late), Super C, Super H C, H, HV, Super M, Super MD, Super MTA, M, MV, MD, MDV, 100, 130, 200, 230 300RC, 350RC, 400, 450	49.95
OEM60069DH	15" Diameter and 3/4" Keyed - Cub, Super A, A, B, BN, C	49.95
OEM366557RH	18" Diameter and 7/8" Splined - Late 140 240 300 330 350, 400 404 424 444 450 460 504 560 660	49.95
OEM557282RH	20" Diameter and 3/4" Keyed - Some M, MD, Super M, Super MD, W9, WD9, 400, 450, 600, 650 with 4 Spokes	49.95
OEM385156RH	16" Diameter and 7/8" Shaft - 404 thru 1586, 3088 thru 3788 and 5088 thru 5488	49.95
OEM400217RH	16" Diameter and 7/8" Spline - 706 thru 1568 Tilt Steering	123.95

Steering Wheel Caps

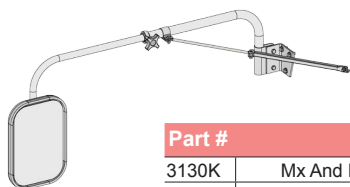


378395RH 400220RH

Part #	Description	Price \$
430CAP	Early 430 to 1030	29.50
A35603H	Late 430 thru 4690	51.95
366558RH	Manual - Late 140 240 300 330 340 400 504 424 444 350 450 460 560 660	59.95
366566RH	Power Steering - Late 140 240 300 330 340 400 504 424 444 350 450 460 560 660	49.95
378395RH	Power Steering - 404 thru 1566 without Tilt Steering	72.50
400220RH	706 thru 1568 with Tilt Steering	89.95

SAFETY

Durable Extendable Mirrors



- 6" x 10" wide angle convex head
- Extendable to 36"
- Collapsible bracket eliminates mirror breakage

Part #	Description	Price \$
3130K	Mx And Magnum 8900 Series LH	161.50
3131K	Mx And Magnum 8900 Series RH	161.50
3132K	Magnum 7100-7200 Series LH Or RH	161.50
3133K	Maxxum 5100-5200 Series LH	161.50
3134K	Maxxum 5100-5200 Series RH	161.50
3135K	86-88 Series Left or Right Hand	161.50

SAFETY

Cab Steps



*#KCIH103

- All steps include handrails
- All hardware included
- Painted to match original color
- Fourth step available for all applications
- Easy installation, no holes to drill!

KCIH113-116 includes Door Cylinder Kit

Case

Part #	Application	Price \$
3301K	Case 70-90 Series (4 Steps)	387.60

International Harvester

Part #	Application	Price \$
KCIH101	06-56 Series Lh No Cab	417.05
KCIH102	06-66 Series Lh W/Cab	466.45
KCIH103	Step & Handrail Kit. 544, 656, 666, 686, Hydro 70, Hydro 86, 656 Hydro. Open Station Only.	393.35
KCIH113	86 Series Lh Step/Door Kit	436.05
KCIH114	86 Series Rh Step/Door Kit	436.05
KCIH115	88 Series Lh Step/Door Kit	450.00
KCIH116	88 Series Rh Step/Door Kit	450.00
3330K	Fourth Step (Add To Any Above Step Kits)	75.08

Step Kit Also Available for 06-66 Series with Hiniker Cab. Call for Pricing!

Classic Steps

1026, 1066, 1206, 1256, 1456, 1466, 1468, 1566, 1568, 706, 756, 766, 806, 826, 856, 966, Hydro 100



Part #	Type	Price \$
396231LH	Left Hand	60.00
396231RH	Right Hand	60.00

Service Steps

Part #	Description	Price \$
3329K	RH WINDOW STEP KIT 7110-7140 7210-7250 8910-8950	297.00
3314K	LH BIG M STEP KIT 7110-7140, 7210-7250, 8910-8950	94.50

Custom Fit Heat Houser

Part #	Application	Price \$
1138	Case 970	270.95
1501	IH H-450	270.95
1527	IH 706-806	270.95
1530	656-666	270.95
1534	IH 756 826 856 1026	270.95
1542H	IH 766-1466	270.95

CAB/INTERIOR

Cab Doors & Handles

Part #	Description	Price \$
1343890CH	Magnum door frame 7110-7250, 8910-8950	649.95
GH2	IH86 Series Door Grab Handles	68.22
143348CH	all 86, 88, 2+2 Series cab tractors	474.95



ELECTRICAL/CAB

Case - IH CAB/INTERIOR

Gas Struts



Part #	Description	Price \$
98153CH	2094-2594 3294-3594, 1896-2096. BALL & SOCKET BOTH ENDS. Length 12.5"	43.88
3399422RH	CX70-CX100 MX100-MX135 5120-5150 3210-3230 4210-4240 485-995	30.65
1280263CH	7110-7250 8910-8950	40.06
3319K	86-88, 2 + 2, RH DOOR CYLINDER KIT	82.65
3320K	86-88, 2 + 2, LH DOOR CYLINDER KIT	82.65

Cab Glass

Part #	Description	Price \$
248718AH	L.H. SIDE WINDOW 5120, 5130, 5140	99.28
248719AH	R.H. SIDE WINDOW 5120, 5130, 5140	99.28
248716AH	L.H. LOWER WINDSHIELD 5120-5250	84.93
248717AH	R.H. LOWER WINDSHIELD 5120-5140, 5220-5250	78.49
240875AH	REAR WINDOW 8910-8950 ---TRUCK FREIGHT ONLY	159.75
F64076H	REAR SIDE L.H./R.H. 1896 2096, 2094-2594, 3394-3594, 4494-4894	60.87

Replacement Glass

Qtr. window Avg. Wt. 15 lbs., All Front & Rear Glass Shipped Motor Freight
All glass is drilled & tempered to OEM specs!

Part #	Order #	Description	Price \$
90RW	90RW	All 90 Series rear window	142.95
94RW	94RW	All 94 Series rear window	210.25
96RW	96RW	All 96 Series rear window	142.95
1340198CH	1340198CH	7110-7150 Case/IH rear window	150.00
1999977CH	1999977CH	7210-7250 Case/IH rear window	175.00

Tempered Cab Glass

Part #	Order #	Description	Price \$
109584CH	109584CH	RH/LH cab door glass 86, 88 series	82.65
109133CH	109133CH	Upper windshield 86, 88 series	205.32
109131CH	109131CH	LH lower windshield 86, 88 series	72.17
109132CH	109132CH	RH lower windshield 86, 88 series	64.82
109318CH	109318CH	Rear cab glass 86, 88 series	119.95
109319CH	109319CH	Qtr glass 30 1/4" tall Most 86 series	56.25
1250436CH	1250436CH	Qtr glass 32" tall Late 86 & all 86 series	72.28
109168CH	109168CH	Side glass 66 series red cab	119.95
7110RG	7110RG	Rear Glass 7110-7150 series	145.10
7210RG	7210RG	Rear Glass 7210-7250 series	145.10

Drink Holder w/Side Compartment

Part #	Application	Avg. Wt.	Price \$
CC4	Case IH fits 1400 & 1600 IH Combines	2 lbs.	18.95

Combine Cab Caddy

Part #	Application	Avg. Wt.	Price \$
CC2123	Case/IH 2100, 2300 Combines	2 lbs.	20.95

AM/FM Radio on Panel for 86/88

CASE-IH Tractors

- Digital Tune and Seek
- Front AUX Input
- 18FM/12AM/6WB Presets
- 50 Watts Power



Part #	Price \$
750225	164.95

Foam Kits

Each kit contains acoustical foam that is pre-cut and pre-sewn. Complete with headliner, adhesives & instructions.
*No headliner or corner posts in kit

Case

Part #	Application	Price \$
4031K	Case 870, 970, 1070, 1170, 1175	307.80
4022K	Case 1270, 1370, 1570	297.35
4027K	Case 2470, 2670, 2870	261.90
4023K	Case 2090, 2290	282.15
4025K	Case 2390, 2590	292.60
4026K	Case 2394, 2594, 3394, 3594	277.20

International Harvester

Part #	Application	Price \$
4040K	IH 66 Series Deluxe Cub w/Headliner	222.30
4041K	IH66 Cowl Cover	142.50
4039K	IH66 White Cab 12 pcs w/Headliner	301.15
4043K	IH 86 Series - Black	133.95
4044K	IH 86 Series - Brown	162.45
4046K	IH 88 Series - Brown	162.45
4048K	IH 88 Series - Black	140.60
4217K	All 88 Western Cabs	172.90
4038K	IH 43-4586-4786	396.11
1400F	IH Combine, Axial flow	156.95
4037K	IH Combine, Axial flow	83.60

Case IH

Part #	Application	Price \$
4033K	Magnum 7110, 7120, 7130, 7140, 7150	176.70
4098K	7210 7220 7230 7240 7250 8910 thru 8950	175.75
4230K	Maxxum 5120 5130 5140 5220 5230 5240 5250	198.55

Headliners

Part #	Description	Price \$
4518K	Case Magnum 7110-7150	224.20
4503K	IH 86, 88	147.00

Floor Mats

Part #	Description	Price \$
4312K	870 thru 1170	99.75
4305K	1270 thru 1570	87.40
4306K	2090, 2290	132.05
4308K	2390, 2590	113.40
4309K	2394, 2594	
4338K	2470 2670 - 2 Door	113.40
4310K	2470 2670 - 1 Door	113.40
4319K	All 88 Series Tractors	73.15
4314K	1400 Series Combines	73.15
4315K	1600 Combine	73.15
4317K	All 66 Series IH tractors	132.05
4318K	All 86 Series IH tractors	76.95

CAB/INTERIOR

Air Conditioning

Air Conditioning Belts

Part #	Application	Price \$
65337CH	766 - 1566, 4166, 4366, 4386	5.23
874097CH	986 - 1586, 3388 - 3788	7.53
A65717H	770 G/D, 870 G/D, 970 G/D, 1070 S/N 8693001 & up, 1170 S/N 868964 & up, 1175, 1270, 1370	14.95

Case - IH

CAB/INTERIOR

Air Conditioning

Cab Blowers



Combines

Part #	Description	Price \$
35057	715, 815, 915 Ser# 23000+ 1400, 1600 Series	72.95

Tractors

Part #	Description	Price \$
35057	Case - 70 Series, 90 Series, 2390, 2590 IH - 766-4366, 1568-4768, 786-4786, 3388-4788	72.95
35550	7100, 5100, 5200	50.36

Cab Heaters

Part #	Order #	Description	Price \$
539056RH	539056RH	186, 786 -1486, 3388 - 3788 COMBINES 1420 - 1480	190.03

Clutches



Combines

Part #	New/Re	Description	Price \$
48534	R	1400,1600 Series W/ York Comp	94.20
47551	N	715, 815, 915 Series W/ York	148.65

Tractors

Part #	New/Re	Description	Price \$
48534	R	IH - 1568-5768, 3388-4788, 786- 4786 Except 4186, W/ York Comp Case - 1470, 1570, 2470, 2670, 2870, - 7", 2390, 2590	94.20
47551	N	766-4366,4186 W/ York Comp	148.65
48275	N	770, 870, 970, 1070, 1270, 1370, 1470, 1570, 2470, 2670, 2870, W/ 6.7" 24 Volt	149.71
48293	N	770, 870, 970, 1070, 1270, 1370, W/ 6.5" 12 Volt	85.95
47586	R	90 Series Except 2390, 2590	136.23

Compressor



Combines

Part #	New/Re	Description	Price \$
57056	R	715, 815, 915, 1400, 1600 Series W/ York Comp	148.54
58559	N W/C	1400, 1600, 2144, 2166, 2188 Series W/ Sanden SD7H15 Comp	
58642H	N W/C	1400, 1600, 2144, 2166, 2188 Series W/ Sanden SD510 Comp	

Tractors

Part #	New/Re	Description	Price \$
57052	R	770, 870, 970, 1070, 1270, 1370, 1470, 1570, 2470, 2670, 2870 W/ GM comp	168.00
57066	R	Case - 1470, 1570, 2470, 2670, 2970, W/ York and 2390,2590 W/ Roto Lock Fittings IH - 766-4366, 1568-5768, 786- 4786, 3388-4798 W/ York Comp	203.95
57061	R	2390, 2590 W/ Tecumseh	154.57
58035	N W/C	90 Series W/ Flare Fittings	
58551	N W/C	90 Series W/ O-Ring Fittings	
58548	N W/C	Magnum 5100, 5200, 7100, 7200	

Evaporators

Combines

Part #	Description	Price \$
1974632CH	1620 - 1688 Incl Exp Valve / W/Htr Core Cotton Pickers 1800 - 2055	323.26
118315CH	1420 - 1480	220.95

Tractors

Part #	Description	Price \$
F63870H	2090 - 2590	236.11
1990757CH	5230 - 5250, 7110 - 7250, 8910 - 8950	280.77

Condensors

Combines

Part #	Description	Price \$
165130CH	1420 - 1480 COTTON PICKERS 1400, 1800, 1822, 1844	303.57
A84581CH	1644 - 1688, 2144-2366 COTTON PICKERS 2055, 2155, 2555	

Tractors

Part #	Description	Price \$
A145899H	1896, 2090-2290, 2094-2294	282.05
A145695H	2390, 2394, 2590, 2594, 3294-3594	273.60
A184700H	7110-7150, 7210-7250 ALL SN JJ0064976 & BELOW	295.48
118316CH	786 -1586, 6388 - 6788, 3388 - 3788	199.95
143022CH	3088 - 3688, 5088 - 5488	275.50

Expansion Valves

Combines

Part #	Description	Price \$
38870	715, 815, 915 W/ Internal Equalizer	24.93
38606	715, 815, 915 W/ External Equalizer 1400,1600 Series W/O Block Valve	21.16
38878	1400,1600 Series W/ Block Valve	24.71
38880	2100 Series	

Tractors

Part #	Description	Price \$
38725	796-4786	18.19
38870	766-4366, 1568-4768	24.93
38878	3388-4788	24.71
38874	70 Series WY External Equalizer	36.95
38606	70 Series WY Internal Equalizer 90 Series, 2390,2590	21.16
38880	Magnum Series, NIX Series	

Filter Driers

Combines

Part #	Description	Price \$
33306	715, 815, 915, And 1400, 1600 Series W/ Flare Fittings	33.33
33536	1400, 1600 Series W/ O-Ring Fit- tings Side Inlet	42.70
33254	1400, 1600 Series W/ O-Ring Fit- tings Bottom Inlet, 2144,2166,2188 Series	

Tractors

Part #	Description	Price \$
33306	66 Series Exc. 4366, 68 Series Exc. 4568, 86 Series Exc. 4586, 4786, 88 Series Exc. 3388, 8588, 3789	33.33
33333	4366, 4568, 4586, 4786	33.25
33536	3388, 3588, 3788	42.70
33321	770, 870, 970, 1070, 1270, 1370, 1470 1570, 2470, 2670, 2870, 90 Series	20.22
33254	Magnum 5100, 5200, 7100, 7200, 8900, NIX Series	



Case - IH GAUGES

Amp Gauges

Case

Part #	Description	Price \$
A14246H	Old Style C D L R S DC SC VAC	18.95



International Harvester

Part #	Description	Price \$
42383DH	A B 39-46 H M I O W Series 20-0-20 with IHC logo	18.95
354473RH	Same as above with cut out systems - IH logo	18.95
360053RH	SUPER A C H M MD MTA W Series 100 130 140 200 230 240 300 330 340 350 400 450 460 560 600 650 660 with Volt Regulator D-0-C	18.95



Oil Gauges

Case

Part #	Description	Price \$
A14245H	C D L R S V Va Series	18.95



International Harvester

Part #	Description	Price \$
43987DBH	A B C H M F Series 100 130 140 200 230 240 300 340 350 400 W/ IHC Logo - Gas Only	18.95
31041DBH	Farmall F Series With IHC Logo 0-15 Psi	18.95
31041DBHH	H M W Series 1939 Thru 46 With Studs And IHC Logo 0-15 Psi	18.95
362177RH	240 300 330 340 350 400 450 Gas & Diesels 0-45 Psi With Studs	18.95
362177RHNS	240 300 330 340 350 400 450 Gas & Diesels	18.95
364665RH	460 560 600 650 660 0-75Psi With Studs	18.95
364665RHNS	460 560 600 650 660 0-75Psi	18.95



Temperature Gauges

Case

Part #	Description	Price \$
A14243H	LA LAI 400 420 425 500 600 6' Lead	24.95
A14244H	C D DC SC VAC 5' Lead	24.95



International Harvester

Part #	Description	Price \$
393481RH	A C H M 100 130 140 200 230 240 300 340 350 Except Diesels - 2' Lead	24.95
67135DH	A H M Supers W Series 4' Lead	24.95
353868RH	C Super C 230 240 300 300 330 350 400 450 460 560 6' Lead	24.95
370259RH	460 560 - 8' Lead	29.95



Tachometers

International Harvester

Part #	Description	Price \$
371243RH	340 Gas	55.95
66455CH	454 464 484 574 584 684 784 884 885	59.95
383093RH	460-560 Gas And Diesel	99.00
66748CH	766 806 856 966 1066 1206 1256 Black Face	99.00
388589RH	756 766 826 856 1256 1456 2756 2856 21256 21456 White Face	99.00
67679CH	766D 786E 886E 986 1086 966 1066 1466 W/Gear Drive - Knob	147.50
364372RH	300 & 350 Utility	59.95



Tachometer Cables

International Harvester

Part #	Length	Description	Price \$
364375RH	61	300 350 460	24.95
393328RH	81	766 806 856 1206 1456 2856 All Diesel Gear Drive	24.95
396386RH	87	756 826 966 1066 1466 1566 2756 2856 Diesel Gear Dr	24.95
401830RH	63	560-600 All Gas & Diesel	24.95
529234RH	53	484 485 584 684 685 784 785 884 885	20.00



Cluster Gauges

International Harvester

Part #	Description	Price \$
1546480CH	706 756 806 826 856 1026 1206 1256 1456 Fuel/Temp With Oil And Amp Lights	135.00
1546481CH	766 966 1066 1466 1566 Oil And Temp Gauge	135.00



66 Series Gauges

International Harvester

Part #	Description	Price \$
533991RH	Air Cleaner Gauge	29.95
533992RH	Fuel Gauge	29.95
533990RH	Amp Gauge	19.95



Mechanical Fuel Gauges

International Harvester

Part #	Description	Price \$
365495RH	H, M Shallow Tank	99.95
365497RH	Deep Tank	99.95

Fuel Sending Unit

International Harvester

Part #	Description	Price \$
378427RH	560 to 1566 - Stewart Warner	99.95



Ford IGNITION

Distributor Caps

Part #	Description	Price \$
F910H	2N 9N 8N to SN 263844	11.95
F926H	8N NAA 500 thru 900 200 4000 4 Cyl	8.95
C5NF12106AH	2000-4000 3 Cyl Deta Super Dexta	8.95

2N 8N 9N Front Mount Distributor



Part #	Volt	Weight	Price \$
9N12024H	6	1 lbs.	19.25
9N1202412V4	12	1 lbs.	25.35

Tuneup Kits Weight is approx. 1 lb.

Kit contains vibration resistant condenser, heavy-duty point set and rotor sealed in a clear package for factory service.



Part #	Description	Price \$
TK187H	9N, 2N, and 8N from 1939 to 1950 w/front distributor	15.74
TK147H	8N, NAA, 6, 7, 8, 900, 2000, 4000 & 600 w/side mount distributor	11.25
ATK6FXR	2000, 3000, 4000 & 5000 1965 & up	11.10

Spark Plugs

Quality Champion Spark Plugs!



Part #	Description	Price \$
H12	8N, 9N	2.02
W18	Model 7/8" Heads	5.25
W18	N Series 1929-1938	5.25
W14	15/16" Heads	8.51
H12	52-64 Gas	2.02
H10C	52-64 LPG	2.02
N5C	Year 65-77, 3 + 4 Cyl Gas+	2.10
RF10C	Year 67-75, 6 Cyl Gas LPG	1.59
N11YC	Year 75-78, 104 CID	1.95
N5C	Year 75-78, 158, 175, 201, 250, 256	2.10
RN5C	Year 79-82, 158, 175, 201, Engines	1.59

Custom Fit Spark Plug Wire Sets


Part #	Description	Price \$
8N12259H	8N With Side Mount Distributor	14.95
CPN12259BH	Naa Jubilee 600-900 601-90 2000 4000 4 Cyl	15.95
DHPN12259AH	3 Cyl 2000-4000, 2600-4600, 2610-4610	31.95
F5000PWS	5000, 6600	37.49

Wiring Harness

Part #	Application	Price \$
2N14401H	2N, 1943-47 w/single pole gen.	18.95
8N14401BH	8N, Front Mount Distributor	24.80
8N14401CH	8N, Side Mount Distributor	22.59
FAF14401BH	NAA, 1953-54	21.15
FDN14401BH	600, 700, 800, 900 1955-57	51.33
310996H	All 6 Volt Models 1958-64	23.28
311043H	All 12 Volt Models 1958-64 except Majors, Dextas	25.46
C5NN14N104RH	Main Rear, 2000, 3000, 4000, 5000 NOT 5200, 7000 NOT 7200	49.95

Ignitor

A Breakerless Ignition System.
Solid-State Electronic.
Many models available, if you don't see your application give us a call!



6 & 12 volt Positive Ground Ignitors available on select models.

30 Month Warranty.



Part #	MODELS	GROUND	MFR	MFR #	Wt	Price \$
1131	3 Cyl	12V Neg	Delco		1	140.62
1244A	2N 8N, 9N	12V Neg	4 Cylinder	Side Mount	1	95.30
1244AP6	2N 8N, 9N	6V Pos	4 Cylinder	Side Mount	1	105.13
1244AP12	2N 8N, 9N	12V Pos	4 Cylinder	Side Mount	1	105.13
1244AN6	2N 8N, 9N	6V Neg	4 Cylinder	Side Mount	1	105.13
1247		12V Neg	4 Cylinder	Front Mount	1	118.27
1247P6		6V Pos	4 Cylinder	Front Mount	1	128.12
1231	3 Cyl	12V Neg	Ford		1	106.13
1541	All 4 Cyl Comb	12V Neg	Prestolite		1	85.65
1261	All 6 Cyl Comb.	12V Neg	Motorcraft		1	85.65

Volt Conversion Kit Weight is approx. 10 lbs.

Convert your Ford from 6 to 12 Volts!
(From Generator to Alternator)

Each kit contains:

- Alternator
- Alternator bracket
- Front pulley
- Wining harness



Part #	Description	Price \$
8N2M	Converts 8N w/side mount distributor	139.95
8NFM	Converts 9N, 2N, 8N w/front distributor	169.95
NAA20	NAA	159.95
600	600 thru 4000 1955 to 1964	179.95
9N12100H	Fits Ford 2N, 9N & 8N before S/N 263843 (Front Mount)	178.95
8N12127WCR	Ford 8N Side Mount S/N 263844 and Up	305.95

Voltage Regulators

Part #	Fits Models	Volts	Price \$
VR1401	8N 49N, 2N with Gen # 8N1001	6	42.50
12903	8N	6	32.95
12903	8N after S/N 263843	6	32.95
12903	600, 800, 900, 2000, 3000, 4000	6	32.95
12906	6V, 600, 700, 800, 900 Same as above Diesel	12	42.95
12903	2000, 3000, 4000 G	6	32.95
12906	2000, 3000, 4000 D	12	42.95
VR1752	8000, 8600, 9000, 9600	12	24.11

Ford

IGNITION

Ignition Switch & Wire Assembly

Weight is approx. 1 lb.



Part #	Application	Price \$
8N3679CH	Switch w/Keys 1939 thru 1964	7.50
E7NN11N501ACH	Ford w/Cold Start and Key	14.95

Keys Weight is approx. 1 lb.

Part #	Application	Price \$
9N3685BH	All Fords 39-64 except Lucas	1.99
517078LH	All Fords w/Lucas ignition	1.49

Lights

Tail Lights



Part #	Application	Description	Price \$
8N13404H	2N 8N 9N	Restoration Quality 6V	55.25
FAA13402AH	NAA JUBILEE	Restoration Quality 6V	44.95
NCA13402AH	600 700 800 900 SERIES	Restoration Quality 6V	58.95
8N155500EH	2N 8N 9N 1947-1951	Work Light 6V	119.95
8N15500LH	8N NAA JUBILEE 600 - 900	Work Light 12V	
8N15500H6V	8N NAA JUBILEE 501 - 900, 2000, 4000 4 Cyl To 1964	Work Light	91.35
8N15500H12V	Same as Above	12 Volt Work Light	89.95

Fender Lights

Part #	Description	Price \$
C5NN13N020BH	Beveled Washer For Fender Lights	3.99

Headlights

Part #	Application	Description	Price \$
2N13006CH	2N 8N 9N NAA 1939-1954	6V 5-3/4"	45.95
2N13005CH	Same as Above	12V 5-3/4"	45.95
310066H	501 - 900, 2000, 4000	6V 5-3/4"	48.95
310068H	Same as Above	12V 5-3/4"	48.95
L4019	6 Volt	Replacement Bulb	13.95
L4419	12 Volt	Replacement Bulb	14.25

Light Switch w/fuse

Part #	Fits	Price \$
60828	9N, 2N, 8N, NAA & others	10.75

ALTERNATORS/GENERATORS

High Quality New Generators



**New Quality at remanufactured price
No Core to Worry about!**

Part #	Application	System	Price \$
5792LN	Ford 6 Volt 2N, 8N, 9N	Ford	149.95
15027LN	Ford 12 Volt 2000, 3000, 4000, 5000, 7000, 8000, 9000,	Lucas	161.95

ALTERNATORS/GENERATORS

Generators

All generators are completely rebuilt with all worn parts replaced with new. We suggest when putting on a new generator to also install a new voltage regulator in order to achieve maximum efficiency from your generator.

Part #	Model	OEM #	Volts	Year	Price \$
5792L	9N, 2N, with pulley	9N10000C	6	39-47	166.64
5793L	9N with pulley	8N10000A	6	47-48	170.48
5794L	8N with pulley	8N10000L	6	48-50	166.64
5798L	8N Ford round	8N10001	6	50-52	166.64
5799L	501 & 600 Series	FAC10002		54-	166.64

With Lucas Generator and Fork Mounted

Part #	Model	OEM #	Volts	Year	Price \$
15027L	2000, 3000, 4000, 5000, 7000, 8000	22756, 22756A, 22756B	12	65-72	105.47

With Fork Mount Generator

Part #	Model	OEM #	Volts	Year	Price \$
5799L	NAA, 600 Series, 700 Series, 800 Series, 900 Series	FAC-10002A, FAC-10002C	6	57-62	166.64

Pulleys

Part #	Make & Model	Grooves	Size	OD	Price \$
80P	8N10130 Generator	1	1/2	3 5/8	28.28
90P	06 & 56	1	1/2	3 1/2	19.83
97P	66 Series	1	1/2	3 1/8	18.85



STARTERS

New Starters



Part #	Model	System	Price \$
3109LN	8N, 2N, 9N	Ford	138.95
3110LN	4000, NAA, 600, 900 3 BOLT, 1953-63	Ford	169.95
16608LN	2000-5000, 2310-2910, 3230, 3430, 3610, 3910, 3930, 4100, 5030, 5600, 5610, 5900, 6600, 6610, 6700, 6710, 7000, 7100, 7610, 7700, 7710, 8000, 8210, 8530-8830, 8600, 8700, 9000, 9030, 9600, 9700, TW5-TW35	Lucas	229.95
17074N	NEW - Ford 501 Series, 601 Series, 640-41-51, 660,681,740,701 series, 801 series, 841-50-51-60-81,901 series, 960	FO	\$149.95

Rebuilt Starters & New Drives

Our starters are completely disassembled, cleaned and all worn parts replaced with new. Every rebuilt starter comes with a 6 month warranty **NO HASSLE CORE POLICY!**

When you receive your starter, just box up the core with a copy of the invoice. We will send a UPS call tag. Put the tag on the box and drop it off at a UPS location or give to a UPS driver. *No credit given on broken or welded cores.*

Part #	Model	OEM #	Volts	Price \$	Drive #	Price \$
3109L	8N, 2N, 9N without start driver, 2 Bolt	8N11001	6	122.35	4502	63.99
8NST	Starter with Drive Fits Ford 2N, 8N, 9N NEW Not Rebuilt			189.95	4553	40.42
3110L	NAA, 600, 700, 800, 900 series, gas	FAC11002N	6	122.35	4553	40.42
3136L	600, 800,900 series, 3 Bolt	C3NF11001C	12	122.35	4553	40.42
3136L	2000, 4000 diesel	C3NF11001C	12	122.35	4238	17.25
3139L	2000, 3000, 4000, 5000 gas	C7NF11001B	12	84.38	4553	40.42
3136L	2000 thru 5000 diesel	C3NF11001C	12	122.35	N/A	

Ford

STARTERS

Solenoid Starter Switches Weight is approx. 0.5 lb

Part #	Application	Price \$
71023	2N, 8N, 9N	17.95
71023	NAA, NAB	17.95
71025	Dextra, Super Dextra, Major, Super Major Diesels	9.95
71004	500 thru 900 Series, 1801 6 Volt	12.10
71028	500 thru 900 Series, 1801 12 Volt	15.90
71025	2000, 2010 Series 3-158 Eng.	9.95
71025	2000, 2010 Series 4-144 Eng.	9.95
71025	2000 Dextra Series, 3000 Series, 3000 Super Dextra Series, 3400, 3500, 3-158, 3-175 Gasoline & Diesel	9.95
71025	2000, 3000, 4000, 5000 1965 up, 3900, 4100, 4600, 5600, 6600, 7600, 7700 Diesel 1975 up 12 Volt Str.	9.95
71025	4000, 4110, 4400, 4410 Series Gasoline 3-192 12 Volt Str.	9.95
71028	4000, 4110, 4400, 4410 Series Diesel 4-172 Eng. 12 Volt Str.	15.90
71028	4000, 4110, 4400, 4410 Series Diesel 3-201 Eng. 12 Volt Str.	15.90
71025	Major 4000 Series, 5000 Series	9.95
71025	6000 Series Diesel	9.95
71025	7000, 8000 Gasoline & Diesel	9.95
7840	2000, 3000, 4000, 5000, 1965 up 3900, 4100, 4600, 5600, 6600 7600, 7700, 1975 up All TW, 9600, 9700 8600, 8700s	27.95

Mechanical Starter Switch

Part #	Model	Price \$
71005	A, 8N, 9N, In dash	9.35
71005	F498: 2000, 4000 Gas & Diesel (12VOH)	9.35
8N11500WGH	8N, NAA, 500-800	16.95



CHASSIS

Front Bumpers

Keep Your Tractor Grill looking like New!

Part #	Application	Price \$
60660H	9N, 2N, 8N	65.25
60709H	NAA, 600-800, 2000, 3000, 4000SU	97.00
61053H	5000, 7000, 5600, 6600, 7600, 5610, 6610, 7610	97.95



Battery Boxes

Part #	Application	Price \$
8N10732H	2N, 8N, 9N 1936-1952	44.95
CONN10732H	600, 800, JUBILEE, NAA	36.95



Fenders



Part #	Application	Wt	Description	Price \$
CONN16312ASH	2N 9N 8N NAA	17	Fender Skin Only No Lettering	74.95
CONN16312AH	2N 9N 8N NAA	23	Fender W/Bracket No Lettering	94.95
CONN16132AFH	8N NAA	18	Fender Skin "FORD" Script	156.95
C5NN16312AUH	501 701 901 Series	15	Fender & Bracket "FORD" Script	186.75
E1NN16315DAH	600 800 2000-4000 2600-3610	15	Fender Skin Only	84.95
C5NN16312AKH	600 800 2000-4000 2600-3610	30	Fender With Bracket	122.95

CHASSIS

Sheet Metal



8N8204OEH

Part #	Application	WT	Description	Price \$
8N8204H	2N, 9N, 8N	11	Front Grille Ecomical Version	56.36
8N8204OEH	8N	10	Front Grille Restoration Quality	120.36
8N8204DCH	8N	15	Rest. Front Grill w/ Teardrop Bbars	364.95
9N8206DH	2N, 9N	15	Rest. Front Grill w/ Teardrop	345.75
8N16612H	2N, 9N, 8N	70	Hood w/ Battery Door	311.95
9N16938CH	2N, 9N, 8N	3	Battery Door w/ Latch & Hinge Assembly	36.95
9N16625H	2N, 9N, 8N	1	Battery Door Latch	14.18
8N9661H	8N	1	Air Cleaner Door	14.95
NAA9661BH	NAA-4000 1953-1964	1	Air Cleaner Door	24.95
8N16618AH	2N, 9N, 8N	6	Lower Hood Panel RH	59.95
8N16619AH	2N, 9N, 8N	6	Lower Hood Panel LH	59.95
C3NN16652AH	NAA/Jubilee 600 - 900	6	Lower Hood Panel RH	89.95
C3NN16653BH	NAA/Jubilee 600 - 900	6	Lower Hood Panel LH	89.95
311319H	NAA/Jubilee 600 - 900	5	Hood Emblem Housing	89.95
D1NN8151AH	2000-7000 1968 & Up	2	Bottom Plastic Grille w/o Headlight Holes	19.95
C9NN8A163AGH	2000-7000 1968 & Up	2	Top Plastic Grille w/ Red Ford Letters	15.88
D4NN8N213AH	2000-7000 1968 & Up	.5	Grille Screw w/ Thumb Nut For 2 Pc Grille	5.95
D5NN8200AH	2600 3600 4100 4600, 5600 6600 7600 231 531 532	6	One Piece Front Grille	43.95
D6NN16N644AH	All 3 & 4 Cyl 1965 & Up	0.5	Hood Latch	6.95

Emblems



Part #	Description	Price \$
8N16600H	2 PIECE - 2N, 9N	23.17
8N16600H	8N HOOD	17.95
8N16600BH	CHROME RED / BLACK DIE CAST - 8N	34.95
NAA16600AH	JUBILEE HOOD	49.95
CONN16600DH	NAA HOOD	49.95
NCA16600AH	600 HOOD	50.75
NDA16600AH	800 HOOD	51.95
NDB16600AH	900 HOOD	43.29
311231H	501, 601, 701 HOOD	43.29
311232H	801, 901 HOOD	74.45

Prices are subject to change without notice. Call to verify current pricing and availability.

Ford

CHASSIS

Decal Sets

Part #	Model	Price \$
FO2000E	2000 to 1968	20.95
FO2000L	2000 1968 and after	22.00
FO2600	2600	20.95
FO2610	2610	21.00
FO3000	3000 to 1968	22.95
FO30001	3000 1968 & up	19.95
FO3600	3600	27.30
FO3610	3610	29.95
FO3910	3910	36.95
FO4000	4000 to 1968	19.95
FO40001	4000 1968 & up	20.00
FO4100	4100	21.00
FO4110	4110	34.00
FO4600H	4600	31.00
FO4610	4610	34.95
FO5000	5000 to 1968	22.00
FO50001	5000 1968 & up	23.00
FO5600	5600	25.50
FO5610	5610	19.95
FO5610C	5710 w/cab	19.95
FO6600	6600	25.50
FO6610	6610	21.75
FO6610C	6610 w/cab	19.95
FO6700	6700	43.95
FO6710	6710	34.95
FO7000	7000 to 1968	38.00
FO7000L	7000 1968 and up	39.86
FO7100	7100	21.00
FO7600	7600	28.28
FO7610	7610	29.95
FO7610C	7610 w/cab	19.95
FO7710	7710	19.95
FO8210	8210	36.12
FO519H	601	18.13
FO520H	641	18.75
FO521H	801	21.75
FO901	901	21.75
FO1215	1215	34.08
FO1220	1220	34.08
FO1500	1500	19.79
FO1700	1700	19.79
F1720	1720	34.08
FO1900	1900	19.79
F2310	2310	34.08
FO515H	2810	34.08
FO2910	2910	40.95
FO508H1	3400	19.79
FO3930	3930	41.33
FO4400	4400	22.48
FO4630	4630	35.53
FO5030	5030	41.33
FO512H1	5900	28.28
FO7700	7700	46.40
FO507H	8600	46.40
FO8700	8700	49.33
FO9600	9600	46.95
FO9700	9700	46.40
FOTW10	TW10	81.95
FOTW20	TW20	79.75

*All Decals Listed Above Are Hood Sets

Steering Wheels



Part #	Description	Price \$
OEM2N3600H	17 5/8" Diameter and Keyed 11/16" Shaft 2N 9N	39.95
OEM8N3600H	17 5/8" Diameter, 36 Splines and 11/16" Shaft - 8N NAA Jubilee 501 600 700 800 900 2000 4000 Series (4 Cyl) 1953-64	39.95
OEMC5NN3600CH	17 5/8" Diameter - 2000 3000 4000 5000 7000 Series	58.95

Steering Wheel Nuts

Part #	Description	Price \$
40290H	9N, 2N chrome	5.99
61962H	Same as above, black	4.50
35110358H	Chrome Steering nut 9N, 2N 39-47, Ferguson TO20, 30, 40, 50, 65, 135	5.99

Seats



Part #	Description	Price \$
61598H	Deep Dish Seat Pan w/ 9/16" Square Hole Fits: Ford, Ferguson Replaces: 9N-400	47.95
71478H	Shallow Seat Pan 9/16" 8 square Hole Fits: Ford, Ferguson	28.99
61599H	Flip-over Seat Pan Fits: Ford 8N, NAA, Jubilee, 600, 700, 800, 900, 601, 701, 801, 901, 2000-4000 (>65) Replaces: C5NN400AE	48.95
NCA436A	Flip over seat pivot Fits: Ford 8N, Jubilee, 600, 700, 800, 900, 601, 701, 801, 901, 20004000 >	16.50

Pan Seat Cushion With Embossed Logo

These cushions fit a 19" seat
Weight is approx. 2 lbs.



Part #	Description	Price \$
30BWFORD	Blue & White	25.95
30GRFORD	Gray & White	25.95
30RWFORD	Red & White	25.95

Seat Parts

Rubber Torsion Seat Springs



Part #	Description	Price \$
G45002H	Left hand to 4000	49.95
G45003H	Right hand to 4000	49.95

Seat Springs



Part #	Description	Price \$
NCA404BH	8N, 600, 800, 2000, 4000	45.82
9N404H	2N, 9N	40.43

Prices are subject to change without notice.
Call to verify current pricing and availability.

Ford

CHASSIS

Pan Seat



Ford Flip Back Pan Seat Late
8N NAA Jubilee 501 600 Thru 900
2000 & 4000 to 1964
Weighs approx. 7 lbs

Part #	Price \$
C5NN400AEH	44.95

Pan Seat Cover



Color is Ford Blue & White
Fits a 19" seat

Part #	Price \$
30BW	22.95

Seats



7084K

Part #	Application	Description	Price \$
7449K	See Note Below	Black Vinyl	128.38
7448K	See Note Below	Blue Vinyl	128.38
7086K	2600, 3600, 4600, 5600, 6600, 7600. 2 rails - fabric or vinyl	Blue vinyl seat bottom	102.60
7084K	2600, 3600, 4600, 5600, 6600, 7600. 2 rails - fabric or vinyl	Blue vinyl seat back	94.50
7092K	8000, 9000, 8600, 9600 non Bostrom seat. 4 piece set	Vinyl Seat bottom	125.40
7091K	8000, 9000, 8600, 9600 non Bostrom seat. 4 piece set	Fabric Seat bottom	119.70
7090K	8000, 9000, 8600, 9600 non Bostrom seat. 4 piece set	Vinyl Seat back	114.00
7089K	8000, 9000, 8600, 9600 non Bostrom seat. 4 piece set	Fabric Seat back	108.30
7088K	8000, 9000, 8600, 9600 non Bostrom seat. 4 piece set	Vinyl Arm Rest Pair	97.85
7087K	8000, 9000, 8600, 9600 non Bostrom seat. 4 piece set	Fabric Arm Rest Pair	93.10
7098K	8600, 9600, 8700, 9700, TW10, 20, 30 w/ Bostrom seat	Vinyl Seat bottom	116.85
7097K	8600, 9600, 8700, 9700, TW10, 20, 30 w/ Bostrom seat	Fabric Seat bottom	125.40
7096K	8600, 9600, 8700, 9700, TW10, 20, 30 w/ Bostrom seat	Vinyl Seat Back	102.60
7095K	8600, 9600, 8700, 9700, TW10, 20, 30 w/ Bostrom seat	Fabric Seat Back	102.60
7093K	8600, 9600, 8700, 9700, TW10, 20, 30 w/ Bostrom seat	Vinyl Arm Rest Pair	92.15
7094K	8600, 9600, 8700, 9700, TW10, 20, 30 w/ Bostrom seat	Fabric Arm Rest Pair	92.15

*1000, 1100, 1110, 1200, 1210, 1300, 13101500, 1510, 1600, 1700, 1710, 1900, 1910, 2000, 2100, 2120, 2300, 231, 2310, 233, 234, 2600, 2610, 2910, 3000, 3055, 3100, 3120, 3300, 3310, 3330, 333, 334, 335, 3400, 340A, 3500, 3550, 3600, 3610, 3900, 3910, 4000, 4100, 4110, 4200, 4300, 4340, 4410, 4500, 4600, 4610, 5000, 5100, 5200, 5340, 5600, 5610, 5900, 6000, 6410, 6600, 6610, 7000, 7100, 7200

SAFETY

Durable Extendable Mirrors

Part #	Description	Price \$
3168K	Genesis 8670, 8770, 8870, & 8970 LH	161.50
3169K	Genesis 8670, 8770, 8870, & 8970 RH	161.50

CAB/INTERIOR

Gas Struts

Fits:
TW5, TW15, TW25 TW25,
TW35 5610, 6410, 6610, 6810,
7410 all w/ super q cabs ball &
socket on both ends
Overall Length is 8.0"



Part #	Price \$
E4NN94201N18AAH	29.80

Headliners

Part #	Description	Price \$
4519K	Ford 8600 9600 6700 7700 8700 9700	290.70

Floor Mats

Part #	Fits	Price \$
4313K	6600-7700	87.40

Pre Cut Foam Kits (no push pins)

Each kit contains acoustical foam that is pre-cut and pre-sewn. Complete with headliner, adhesives & instructions.

*No headliner or corner posts in kit

Part #	Application	Price \$
4116K	8600-9600 w/ Headliner - Blue	380.70
4115K	*6700-7700 (tool box steel) - Blue	305.36
4094K	TR70 Combine	162.90
4093K	TR75, 85, 95	173.70

Air Conditioning

Cab Blowers

Ford Tractors

Part #	Description	Price \$
35510	800-900 Series Versatile	
35593	FW Series (Shaft Adapter Req)	
35211H	Shaft Adapter For Above	
35594	230A, 233, 234, 333, 334, 355, 530A, 555A, 655A, 10 Series, 5000-8000 Series, 9000 Series, TW Series	72.95

New Holland Combines

Part #	Description	Price \$
35594	TR70, TR75, TR76, TR85, TR86, TR87, TR89, TR96, TR97, TR98, TR99	72.95

New Holland Harvester/Balewagon

Part #	Description	Price \$
35594	1038, 1078, 1079, 1085 W/ 3/8" Double Shaft	72.95
35510	1038, 1078, 1079, 1085, 1915, 2115 W/ 5/16 Doubleshaft	60.58

New Holland Swat/Wind

Part #	Description	Price \$
35594	1118, 2450, 2550, 4-150, 4850 W/ 318" Dbl Shaft	72.95

Clutches

Ford Tractors

Part #	New/Re	Description	Price \$
47586	N	Applications Above Using Comp 57081, 57046, 58642, 57083	136.23
47551	N	Applications Above Using Comp 57056	148.65
48531	R	Applications Above Using Comp 57064	84.35

New Holland Combines

Part #	New/Re	Description	Price \$
48531	R	TR70, TR75, TR76	84.35
47586	N	TR85, TR86, TR87, TR96, TR97	136.23



Ford

CAB/INTERIOR

Air Conditioning

Clutches



New Holland Harvester/Balewagon

Part #	New/Re	Description	Price \$
48531	R	1038, 1078, 1079, 1085, W/ 7" Clutch 1915, 2115, W/ York Comp	84.35
47551	N	1038, 1078, 1079, 1085 W/ 6" Clutch	148.65
47586	N	1915, 2115 W/ Sanden Clutch	136.23

New Holland Swat/Wind

Part #	New/Re	Description	Price \$
48293	R	1118, 2450, 2550 W/ Frigidaire	85.95
47586	N	1118, 2450, 2550, 4750, 4850 W/ Sanden	136.23
48531	R	1119, 2450, 2550, W/ York	84.35

Compressors

Ford Tractors

Part #	New/Re	Description	Price \$
57081	R	230A, 233, 234, 333, 334, 355, 800-900 Series Versatile, 10 Series, TW Series, W/ Sanden Comp	203.48
57064	R	530A, 555A, 655A, 800-900 Series W/ York Comp	195.95
57056	R	5000-8000 Series, TW Series, 9000 Series, W/ York Comp, Except 9030	148.54
57046	R	5000-8000 Series W/ Sanden Comp	177.95
58642H	N W/C	9030 W/ Sanden Comp	351.95
58591	N W/C	35 Series, 82 Series, TL100 Series TN90F Series, W/ Sanden Comp	375.50
58592	N W/C	Gemini 60 Series W/ Sanden Comp	363.95
57034	R W/C	FW Series Except FW20	255.95
57083	R	FW20 W/ Sanden Comp	184.95

New Holland Combines

Part #	New/Re	Description	Price \$
57056	R	TR70, TR75, TR76 W/ York	148.54
57081	R	TR85, TR86, TR87, TR96, TR97	203.48
58592	N W/C	TR89, TR99	363.95

New Holland Harvester/Balewagon

Part #	New/Re	Description	Price \$
57056	R	1915, 2115 W/ York, 1038, 1078, 1079, 1085	148.54
57081	R	1915, 2115 W/ Sanden	203.48
58591	N W/C	FX-25, FX-45 W/ FTO Engr	375.50

New Holland Swat/Wind

Part #	New/Re	Description	Price \$
57052	R	1118, 2450, 2550 W/ Frigidaire	168.00
57081	R	1118, 2450, 2550 W/ Sanden	203.48
57056	R	1118, 2450, 2550 W/ York	148.54
58548	N W/C	4750, 4850 W/ Sanden	281.95
58592	N W/C	HW340 W/ 7 Groove Clutch	363.95
58650	N W/C	HW340 W/ 10 Groove Clutch	270.95

Expansion Valves



Ford Tractors

Part #	Description	Price \$
38608	230a, 233, 234, 333, 334, 355, 530A, 555A, 655A	17.48
38622H	40 Series	17.95
38722	FW Series W/ Internal Equalizer Flare	18.95
38725	Env Series W/ External Equalizer Flare	18.19
38872	FW Series W/ O-Ring Fittings, 10 Series, TW Series	20.22
38878	800-900 Series Versatile	24.71

New Holland Harvester/Balewagon

Part #	Description	Price \$
38722	1038, 1078, 1079, 1085	18.95
38733	1915, 2115 W/ O-Ring Fittings	23.04
38879	1915, 2115 W/ Block Valve, FX25, FX45	27.95

Expansion Valves

New Holland Swat/Wind

Part #	Description	Price \$
38722	4750, 4850, 1118, 2450, 2550 W/ Flare Fittings	18.95
38872	1118, 2450, 2550 W/ O-Ring Fittings	20.22
38879	1118, 2450, 2550, FX25, FX45 W/ Block Valve	27.95

New Holland Combines

Part #	Description	Price \$
38722	TR70, TR75, TR85, TR95	18.95
38873	TR86, TR87, TR96, TR97, TR98 W/ O-Ring	21.81
38879	TR86, TR87, TR96, TR97, TR98 W/ Block Valve	27.95

Filter Driers

Ford Tractors

Part #	Description	Price \$
33228	10 Series W/O Tee Flow, TW Series W/ Quick Disconnect Fittings	51.16
33266	TL100, TN90F, Versatile 9000 Series	41.09
33280H	230a, 233, 234, 333, 334, 355	12.95
33304	FW Series	29.95
33313	530A, 555A, 655A	31.45
33470	Genesis 70 Series	27.95
33471	800-900 Series Versatile, 10 Series W/ Tee Flow, 82 Series	27.97
33474	9030	20.95
33521H	40 Series, Power Star 40 Series	69.95
33530	Gemini 60 Series	33.95
33535	TW Series W/O Quick Disconnect Fittings	56.52



New Holland Combines

Part #	Description	Price \$
33313	TR70, TR75	31.45
33466H	TR76, TR85, TR86, TR97, TR98, TR99	37.97

New Holland Harvester/Balewagon

Part #	Description	Price \$
33313	1038, 1078, 1079, 1085 W/ Flare Fittings	31.45
33466H	1038, 1078, 1079, 1085 W/ O-Ring Fittings	37.97
33528	FX25, FX45 W/ Fto Engine	18.95
33538	1915, 2115	22.95

New Holland Swat/Wind

Part #	Description	Price \$
33541	1118, 2450, 2550	68.95
33538	4750, 4850	22.95
33466H	HW340	37.97

GAUGES

Oil Gauges

Part #	Description	Price \$
9N9273AH	2N 8N 9N BLACK RING 50PSI	18.95



Tachometers

Part #	Description	Price \$
8N17360A1H	8N 1950 THRU 50	39.95
C7NN17365ABH	601 701 801 901 2000 4000 UP 65 SELECT O SPEED	62.95
C3NN17360KH	600 700 800 5 Speed 900 2000 4000 Before 65	49.95
C3NN17360NH	Naa Nab Jubilee 500 600 800 4 Speed 800 2000 4000 Before 65	49.95
E5NN10849BAH	3 And 4 Cyl Tractors With Alternator Cluster Gauge	202.19
C7NN10849C	3 And 4 Cyl Tractors With Generator Cluster Gauge	137.95



Tachometer Cables

Part #	Length	Description	Price \$
8N17365H	27 1/2	8N Proofmeter	13.35
B9NN17365BH	30 1/2	600 800 900 701 801 901 2000-4000	13.55
D9NN17365ABH	48	Dash Cluster Asm	14.95



John Deere

IGNITION

Distributor Caps



Part #	MFG	Description	Price \$
FXC2102H	WI	All 2 Cyliner With Wico "C" Mag	41.44
FXH21022H	WI	All 2 Cyliner With Wico "X" Mag	41.85
1913739H	DR	A B G 50 60 70	25.95
1909008H	DR	M MC MT 40 320 330 420 430 440	9.45
1935038H	DR	520 530 620 630 720 730	11.45
AT14692H	AL	1010 2010 2020 2030 2510 2520 IBT4101S / U	16.43
DR970H	DR	1010 2010 2020 2030 2510 2520 Clip On Cap	6.95
DR996H	DR	3010 3020 Screw Down Cap	8.95
DR944H	DR	4010 4020 Clip On Cap	9.25
DR998H	DR	4010 4020 Screw Down Cap	9.25

Pony Coil

70D thru 730D



Part #	Description	Price \$
X9295H	Pony Coil Pair	97.57

Tuneup Kits

Weight is approx. 1 lb.

Kit contains vibration resistant condenser, heavy-duty point set and rotor sealed in a clear package for factory service.



Part #	Description	Price \$
AR12014H	Mag XH Series A, B, D, G Points	14.85
AR12013H	Mag XH Series A, B, D, G Cond	9.25
TK101H	All models A, G, M, 40, 50, 60, 70	8.67
TK101H	520, 530, 620, 630, 720, 730	8.67
R12006H	JD Diesel Starting Engine—2 sets points & 2 condensers	29.25
TK101H	1010, 1020, 1520, 2010, 2020, 2030, 2510	8.67
TK222H	3010, 3020, 4020 w/1112623	10.95
TK236H	FITS 1010, 1020, 2010, 2020, 2510 With Prestolite Distributor Includes Points & Condensore Only	8.10

Spark Plug Covers w/Rubber Grommit



Part #	Description	Price \$
H684RH	H - Right hand	35.95
H685RH	H - Left hand	35.95
A5168RH	Late 50 60 70 - Right Hand	35.95
A5167RH	Late 50 60 70 - Left Hand	35.95
F2630RH	520 620 630 730 - Right Hand	35.95
F2631RH	520 620 630 730 - Left Hand	35.95

Spark Plugs

Quality Champion Spark Plugs!

Part #	Description	Price \$
W18	A, AR, AO, B, BR, BO, D, G	5.25
W14	L Series 7/8" Heads	8.51



14mm Heads

Part #	Description	Price \$
H10C	L., LA, LI, M	2.02
RJ12C	40, 320, 330	1.59
H10C	60, 70, 100, 110, 200	2.02
H10C	112, 120, 140, 208, 210, 212, 214, 216	2.02
H10C	312, 314, 316, 317, 400, 420, 430, 440	2.02
H10C	1010, 2010	2.02
N11YC	1020, 1520, 2020, 2030, 2510, 2520	1.95
N11YC	4030, 322, F912, F932	1.95

18mm Heads

Part #	Description	Price \$
D21	A, AR-AO, B, G, H	2.35
D21	50, 60, 70, 520, 530, 620, 630	2.35
D21	720, 730, 3010, 3020 Gas	2.35
D21	4000, 4010, 4020, 4230	2.35

LPG

Part #	Description	Price \$
D14	2520, 3010, 3020 LPG	2.15
D14	4000, 4010, 4020, 4230	2.15

Combines

Part #	Description	Price \$
N11YC	45, 55, 65, 95 w/3/4" Reach	1.95
N11YC	202, 303, 3300, 4400, 6600 to 1969	1.95

Voltage Regulators



Part #	Fits Models	Volts	Price \$
13913	A 1947-52, G	12	29.95
13909	B 1947-52	6	32.85
13692	D	12	23.93
13911	H	6	30.95
13911	M, MT	6	30.95
13909	RD	6	32.85
VR1401	70D, 80D, 820D, 830D	6	42.50
13911	50, 60, 70, 520, 620, 630	6	30.95
13917	50, 60, 70, 520, 530, 620, 630	12	30.95
13911	40, 320, 420	6	30.95
13917	720, 730 Gas	12	30.95
VR1410	720, 730, 820, 83 Diesel Pony	6	61.50
VR1461	720, 730, 820, 830 Diesel Direct Start	24	59.85
VR2124	3010, 3020, 4010, 4020 Gas	12	61.25
VR1461	3010, 3020, 4010, 4020 Diesel	24	59.85
13909	A, B, G to 1946	6	32.85

Prices are subject to change without notice. Call to verify current pricing and availability.

John Deere

IGNITION

Ignitor *Weigh approx. 1 lb.*

A Breakerless Ignition System.
Many models available, if you don't see your application give us a call! 6 & 12 volt Positive Ground Ignitors available on select models.

30 Month Warranty.



Part #	Models	Ground	MFR	MFR #	Price \$
1121	2 CYL A, G, 50, 60, 70	12V Neg	Delco	1111558	97.67
1121P6		6V Pos	Delco	1111558	107.50
1121P12		12V Pos	Delco	1111558	107.50
1122	2 CYL 520-30, 620-30	12V Neg	Delco	1112576	106.13
1122P6	720-30	6V Pos	Delco	1112576	115.98
1122P12		12V Pos	Delco	1112576	115.98
1123	2 CYL M, MT, 40,320-30	12V Neg	Delco	1111709, 1112571	106.13
1123P6		6V Pos	Delco	1111709, 1112571	115.98
1123P12		12V Pos	Delco	1111709, 1112571	115.98
1131	3 CYL	12V Neg	Delco	1112457	140.62
1143	4 CYL	12V Neg	Delco W/Clips		97.67
1143P6	4 CYL	6V Pos	Delco W/Clips		107.50
1143P12	4 CYL	12V Pos	Delco W/Clips		107.50
1145A	500- 3010-3020	12V Neg	Delco 4 Cyl W/Screws		85.65
1145AP12		12V Pos	Delco 4 Cyl W/Screws		95.48
1163A	95, 105, 600, 700, 4400,	12V Neg	Delco 6 Cyl W/Screws		85.65
1163AP12	6600, 7700, 4000 -4020	12V Pos	Delco 6 Cyl W/Screws		95.48
1531	300, 301, 310, 350, 380, 1020, 1520	12V Neg	Prestolite	IBT-430	131.54
1541	4 CYL	12V Neg	Autolite/Prestolite	IAD-6004	85.65
1541P6		6V Pos	Autolite/Prestolite	IAD-6004	95.48
1541P12		12V Pos	Autolite/Prestolite	IAD-6004	95.48
1542	45, 1010, 2010, 2020,	12V Neg	Prestolite	IBT-1101 (CCW)	85.65
1542P12	2030, 2510, 2520	12V Pos	Prestolite	IBT-1101 (CCW)	95.48
1544	1010, 2010, 2020, 2030	12V Neg	Prestolite	IBT-4101	128.38
1544P12	2510, 2510	12V Pos	Prestolite	IBT-4101	138.27
1561	6 CYL	12V Neg	Prestolite	IAD-4012	85.65
1562	6 CYL	12V Neg	Prestolite	(CCW)	85.65
1566	6 CYL	12V Neg	Prestolite	IBT-6101	134.09

Flame Thrower Coil

- Maximizes energy and reliability over the full RPM range
- 40,000 available volts
- Enables larger plug gaps for greater fuel efficiency, more power
- Delivers an average of 15% more Spark Energy and Voltage
- Fits existing brackets



Part #	Wt	Description	Price \$
40001	1	Chrome (oil filled) - 6V	36.77
40011	1	Black (oil filled) - 6V	32.72
40111	1	Black (epoxy filled) - 6V	40.07
40511	1	Black oil (3 ohm) - 12V	32.72
40501	1	Chrome oil (3 ohm) - 12V	36.77
40611	1	Black Epoxy (3 ohm) - 12V	42.50



Ignition Switch & Wire Assembly

Weight is approx. 1 lb.



Part #	Application	Price \$
AA5592RH	80, 820, 830	27.67
AA5071RH	50 (to SN 5021429), 60, 70	43.61
AR20430H	Ignition and Light Switch - 530, 630, 730	18.50
AR58126H	2150, 55, 2240, 2255, 2350, 55, 2440, 2550, 2555, 2640, 2750-55, 2840, 2855, 1940, 2950-55, 3055, 3150-55	18.55
AR21823H	Starter Push button 4000, 4010, 4020, 4030-4630, 4040-4840, 4050-4850, 5010-20, 6030, 7020, 7520, 8440, 8450, 8640, 8650, 8850, 530, 630, 730, 830	12.48

Keys

Part #	Application	Wt.	Price \$
303106306H	JD 4010, 3010	1 lbs.	1.99

LIGHTS



Headlights

Part #	Application	Description	Price \$
AF3817RH6V	AAO AR B D H R 50-70	Teardrop Light, Bulb Not Sealed Beam - 6V	39.95
AF3817RH12V	520-830	Same as Above - 12V	39.95

Fender Lights

Part #	Application	Description	Price \$
AA7322RH6V	2 Cylinders	6V Lo Beam	59.95
AR20443RH6V	Same as Above	6V Hi Beam	59.95
AA7322RH12V	Same as Above	12V Lo Beam	44.95
AR20443RH12V	Same as Above	12V Hi Beam	49.95

Tail Lights

Part #	Application	Description	Price \$
355911RH6V	A (477000-583999) B (96000-200999)	Rear Combo Light (Painted Red) - 6V	74.95
355911RH12V	D (above SN 186752), G (13000-25999), H (above 27000)	Same As Above - 12V	
AA4529RH6V	Late A B G	Rear Combo Red Dot Light - 6V	72.95
AA4529RH12V	Late A B G	Same as Above - 12V	99.95
AA5199RH	50 - 830, 1020 - 4620	Combo Red Dot Light 12V W/O Switch Installs On Back Of Seat	74.95

ALTERNATOR/GENERATOR

New Alternator **New Quality at remanufactured price**
No Core to Worry about!

Part #	Application	System	Price \$
12161LN	2355,2555,2755, 2955, 3055, 3155, 6100, 6200, 6300, 6400, 3155, 3255, 3055	Bosch	129.95
13143LN	4040, 4050, 4240, 4250, 4450, 4640, 4650, 4840, 4850, 8440, 8630, 8640	NDenso	201.95



Alternator Belts

Part #	DRIVES	Application	Price \$
R73189H	ALT	4050 - 4450, 8450 - 8650, 8760, 8870	4.69

John Deere

ALTERNATOR/GENERATOR

Remanufactured Alternators

Weight is approx. 10 lbs.



Part #	Application	Amps	Price \$
7432L	JD Combine All 3300, 4400, 6600, 7700	55	88.62
7432L	JD Combine All 6622, 7720, 8820	55	88.62
7136L	JD Combine All Heavy-duty 72 amp.	72	136.11
S181	Motorola Regulator fits all the above		30.35



Motorola Conversion

Replace your Motorola Alternator with a QUALITY Delco Remy Alternator using this Low Cost Adapter!

Part #	Price \$
Delmo1	8.96

Alternator Bracket

Converts Motorola Mount to DELCO 10DN or 10 SI Alternator



Part #	Wt	Price \$
7701275	1 lbs.	27.30

Generators

All generators are completely rebuilt with all worn parts replaced with new. We suggest when putting on a new generator to also install a new voltage regulator in order to achieve maximum efficiency from your generator.

Part #	Model	OEM #	Volts	Year	Price \$
10159L	B, A, H, G	1100377	6	39-51	170.48
10246L	A, L, LA	1101385	6	39-47	170.48
10166L	A, G, 50, 60	1101777	12	44-53	170.48
10166L	D	1101755	12	42-54	170.48
9276L	M Series	1101852	6	47-53	166.64
10222L	M, 70, 320, 330, 40, 420, 430, 440	1101859	6	52-53	179.95
9974L	720, 730, 820, 830 with electric start	1103021	24	58-60	170.48
9919L	1010, 2010, gas & diesel	1100399	12	60-65	170.48
10341L	50, 60, 70, 520, 620, 630, 720, 730, 530 gas	1100341	12	54-60	155.25
9929L	70, 80, 820, 830, 840, 720, 730 Diesel	1100048	6	55-60	102.08
9074L	3010, 3020, 4010, 4020 gas	1100380	12	60-68	108.05
9422L	3010, 3020, 4010, 4020 diesel	1103026	24	60-68	170.48

Generator Belts

Part #	Application	Price \$
A4287RH	A, 60 to S/N 602999, 70G to 7080999	25.51
A4897RH	60 SN 603000 up, 70G SN 7081000 up - 70D, 620-630, 720-730	9.50
B2893RH	B (SN 306600 up), 50 (below SN 5016057)	3.38
B3288R	50 (above SN 5016058), 520, 530	22.25
R1561RH	80, 820, 830	3.41
L4201TH	M, MC, MT	6.85

Pulleys

Part #	Make & Model	Grooves	Replaces	Size	OD	Price \$
1121P	Delco Keyed	2	AT17054	3/8	2 3/4	8.06
R52161H	Delco Alternator			1/2	3 3/16	12.95
1254P	Nippendenso Alt	2	R81507	1/2	3 3/16	12.89
1207P	Generators w/Keyway	1	R11189	1/2	3 3/16	14.00
1236P	Delco Alternator	1	R52159	1/2	3 3/16	7.73
1125P	Nippendenso 1988 ↑ 4960-8560	4		13 mm	81 mm	6.00

STARTERS

Starter Solenoids

Part #	Application	Price \$
71000	A, AR, B, BR w/6 Volt Magnetic Switch	8.95
7975	435D, 440, 4401D Diesel	19.95
7951	620, 630 All w/1113092 Str.	28.95
7951	730 Gasoline	28.95
71037	730D w/Pony Start	17.95
7975	1010, 1020, 1520, 2010, 2020, 2510, 2520 2630, 2640, w/Diesel Gas & Diesel	19.95
7945	3010, 4010, Diesels w/24 Volt System	25.07
7975	3010, 3020, 4010, 4020, Gas	19.95
7951	3020, Diesel	28.95
7951	4020 Diesel Starter 1113672	28.95
7975	4020 Diesel Starter 1107587	19.95
7951	4030, 4230, Starter 1113402	28.95
7907UP	4030, 4230 Starter 1114191	48.15
7907UP	4430, 4630 Starter 1114191	48.15
7951	1113402	28.95
7879	Nippendenso	49.95
7951	4320, 4430, 4630 Diesel w/12 Volt Str.	28.95
7951	4520, 4620, 7020 Diesel	28.95
14525	4430, 4630, 4640, 4440	56.39

Mechanical Starter Switch

Part #	Description	Price \$
71000	A, B, G, 50, 60, 70	8.95
71007	50 60 70 520-720 530-730 Side Terminal	11.95

Starter Ring Gears

Part #	Application	Wt	Price \$
F2265RH	Pony Motor on R 70 80 720 820 730 830	2	96.75
AL4111TH	L LA LI	5	99.95
M21TH	M MI MT 40 320 330 420 430 435 440	2	94.95
B2462RH	B (201000 Up) 50 520 530	6	124.95
A2238RH	A (477000-583999), G (26000 Up) 70D 720D 730D - 168 Teeth Gear	5	124.95
A3323RH	A (584000 Up) AO AR (272000 Up), 60	6	124.95
A5641RH	620 630	6	124.95
F1227RH	70 720 730 All Gas Models	6	124.95
R28811H	Most DIESEL Applications 129 teeth 16.353OD, 15.171ID, .562 Width	4	66.95
R26054H	Most Gas Applications 165 Teeth	7	71.60
R114282H	Most utility tractors 2355-2955,2840,2940 142 teeth, 14.325OD, 13.370 ID, .406 Width	3	31.30

New Starters

Part #	Model	System	Price \$
16656LN	650, 950, 1250, 1450,	NDenso	299.55
17375LN	655, 755, 855	NDenso	592.50
6570LN	1520, 1530, 1630,1640, 1830, 1840, 2020,2030, 2040, 2240, 2440, 2510, 2520, 2840, 5200,5300,5400,5500	NDenso	245.00
16635LN	8430 75-788440 79-82, 8450, 82-89	NDenso	333.23
16635LN	4040,4050,4240,4250,4440, 4450,4640,4650,4840,4850	NDenso	283.50
16635LN	8430 75-78, 8440 79-82, 8450, 82-89	NDenso	333.23
4000N	NEW - 2630, 2640,2750,2755,2840,2950,2955	DR	\$149.62
4906N	NEW - 4020, 4000,4030,4230,4320,4430,4520,4630	DR	\$307.91

Convert from Pony to Electric Start!



Part #	Description	Price \$
R20167H	Bracket only	299.95
JD730ST	42MT Delco Starter 12 volt All new! Except barrel	453.85
JD730STKT	Buy both starter and bracket and save!	675.00

John Deere STARTERS

Rebuilt Starters & New Drives

Our starters are completely disassembled, cleaned and all worn parts replaced with new. Every rebuilt starter comes with a 6 month warranty
NO HASSLE CORE POLICY!

When you receive your starter, just box up the core with a copy of the invoice. We will send a UPS call tag. Put the tag on the box and drop it off at a UPS location or give to a UPS driver. *No credit given on broken or welded cores.*

Tractor Starters


Part #	Model	OEM #	Volts	Price \$	Drive #	Price \$
4678L	A, 60 Gas	1108950	12	244.69	4479	61.58
4362L	B	1107942	6	166.64	4225	42.95
4129L	B 1942-1951	1107445	6	166.64	4135C	32.95
4052L	40, 420	1107127	6	166.64	4121C	33.95
4154L	430	1107165	6	166.64	4121C	33.95
4422L	50, 520	1108180	12	166.64	4225	42.95
4165L	530	1107725	12	166.64	3218	35.44
3841L	60 Gas & Lpg , 620 Gas	1113041	12	244.69	3266	36.95
3863L	620 630 Both Gas & Lpg	1113092	12	295.32	3287	25.84
3805L	70 Gas Engine & 720 Gas & Lpg	1113079 & 111304	12	316.41	3287	25.84
4679L	70 W/ Gas Engine	1108981 & 1108990	12	244.69	3256	58.43
4064L	70 Diesel w/Gas Cranking Engine	1107157	12	166.64	4537	30.60
4060L	70 Diesel w/Gas Cranking Engine	1107150	6	166.64	4269	27.94
4063L	720 & 730 Diesel w/Gas Cranking Engine	1107155	6	166.64	4537	30.60
3798L	720 & 730, 820, 830 Diesel w/Direct Electric Start	1113830	24	298.03	4492	35.44
4388L	3010,4010,3020,4020 All Gas & Lpg	1107350 1107785 1108494	12	166.64	4221	17.95
3708LHT	3010 4010 3020 4020 All W/ Diesel Engine 12 Volt System	1113135 1113147 1113148	12	316.41	4279	27.95
3708L	3010,4010,3020,4020 All W/ Diesel Engines 24 Volt System	1113135 1113147 1113148	24	316.41	4279	27.95
4393L	3020,4000,4010,4020 All Gas & Lpg	1108665 1108647	12	212.63	3221HD	19.95
3367L	3020 4000 4020 4320 4030 4230 4430 4630 All Diesel Engine 4320 4520 4620	1113042 1113650 1113656	12	212.63	4279	27.95
4894L	4030 4230 4430 4630 4640 4840	1113420 1113650 1113656	12	316.41	4310	20.95
6387L	4250 4450 4650 4850	10461001 1993790 1993799	12	299.54		
16635L	4040 4240 4440 4640 4840 4050 4250 All W/ Nippondenso	028000-3290 02800003291	12	293.85	4682	39.75
16635L	4250 4450 4650 4850 8430 8630 8450	028000-3290 02800003291	12	293.85	4682	39.75
17618L	4055 4255 4455 4755 4955 4560 4760 4960	128000-5970 128000-5971	12	210.94	548337	31.56
17618L	7700 7800 8100 8200 8300 8400 All W/ Nippondenso	128000-59772	12	210.94	548337	31.56

Starters for Utility Models

Part #	Model	OEM #	Volts	Price \$	Drive #	Price \$
4000L	1020 1520 2020 2510 2520 2030 2030 2240 All W/ Delco	1107577 1107599 1107863	12	212.63	4291LH	32.95
4000L	1020 1520 2020 2510 2520 2030 2030 2240 All W/ Delco	110871	12	212.63	4291LH	32.95
4211L	1020 1520 2020 2510 2520 2030 All W/ Delco	1107339 1108319 1109421	12	166.64	4291LH	32.95
4960L	2630 2640 Both W/ Delco	1109251	12	212.63	4291LH	32.95
17095L	2840 2940 2350 2550 2750 2155 2355 2555 2755 2955	0-001-367-075	12	244.69	549150	18.95
17095L	3050 3150 3155 3255 6100 6200 6300 6400	0-001-367-075	12	244.69	549150	18.95
17095L	6010 6110 6210 6310 6400 6410 All W/ Bosch System	0-001-367-075	12	244.69	549150	18.95

CHASSIS

Sheet Metal



Part #	Application	WT	Description	Price \$
JDBPATCH	Styled B	0.5	Hood Patch 7-7/16 x 7-3/8, 3-1/2" Dia. Hole	29.95
JDAPATCH	A G 60	0.5	Hood Patch 7-7/16 Square, 3-7/8" Dia. Hole	29.95
H685RH	H	0.5	Spark Plug Cover LH	35.95
H684RH	H	0.5	Spark Plug Cover RH	35.95
A4589RH	Early 50, 60, 70	0.5	Spark Plug Cover LH	35.95
A4588RH	Early 50, 60, 70	0.5	Spark Plug Cover RH	35.95
A5168RH	Late 50, 60, 70	0.5	Spark Plug Cover LH	35.95
A5167RH	Late 50, 60, 70	0.5	Spark Plug Cover RH	35.95
F2630RH	520 Thru 730	0.5	Spark Plug Cover LH	35.95
F2631RH	520 Thru 730	0.5	Spark Plug Cover RH	35.95
AR26498H	3010 - 3020	8	left Hand Front Side Panel	98.95
AR26497H	3010 - 3020	8	Right Hand Front Side Panel	98.95
AR32690H	4010 4000 4020	8	left Hand Front Side Panel	98.95
AR32689H	4010 4000 4020	8	Right Hand Front Side Panel	98.95
AR40339H	4010 Gas & Diesel	Truck	Hood	875.00
AR41165H	4020 Bbelow SN 200999	Truck	Hood	875.00
AR41158H	4000 4020 SN 201000-250000	Truck	Hood With Air Stack Hole	875.00
AR50503H	4000 4020 SN 250000 & up	Truck	Hood Without Air Stack Hole	875.00
R27544H	2510 3010 4010 Early 3020 & 4020	10	LH Rockshaft Cover W/O Toolbox	118.95
R27543H	2510 3010 4010 Early 3020 & 4020	10	RH Rockshaft Cover	118.95
AR40817H	2520, Late 3020 4020, 4000, 4320	15	LH Rockshaft Cover With Toolbox	165.95
AR41599H	2520, Late 3020 4020, 4000, 4320	9	RH Rockshaft Cover	118.95
R41231H	2520, Late 3020 4020, 4000, 4320	6	Rockshaft Cover Support	45.95

John Deere CHASSIS

Each kit contains:

- Rebuilt starter
- Rebuilt 72 AMP Alternator
- New cables and wiring to complete changeover
- Instructions to complete changeover

Starter Conversion Kit 24 to 12 Volt



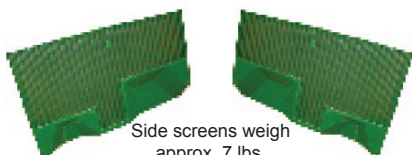
Part #	Wt	Application	Price \$
JD301012VKIT	97	3010, 3020, 4010, 4020	500.00
JD501012VKIT	97	5010, 5020	649.25

Battery Boxes



Part #	Application	Price \$
ABC	A 3 pc battery cover set sn <-583999	97.75
ATC	top cover only for above	34.25
AA3954RH	A above sn 584000-> G above sn 26000	105.25
BBCU	b 3 pc battery cover set sn 60000-95999	99.75
BBC1941	B 3 pc battery cover set 96000-200999	99.75
BTC	top cover only for BBC1941	34.75
AB4101RH	B sn 201000->, R, 80	134.45
AA7337RH	50 60 520 530 620 630	94.95
AA6731RH	50 60 520 530 620 630 "stamped centerline"	111.95
AF3005RH	70 720 730 gas	128.12
AF2077RH	70 diesel w/ponystart "stamped centerline"	142.95
AF3846RH	720 730 diesel w/ponystart "centerline"	126.65
AR20196H	720 730 830 elec start floatride "centerline"	125.37
AR1565RH	820 830 diesel w/pony start	134.49
JD4020BBL	10 & 20 series LH box	67.95
JD4020BBR	10 & 20 series RH box	67.95
AT20026H	top cover for 830 1020 1530 2020 2030 2040, 2240 2630 ind 300 301 400 401	36.50

Side Screens



Side screens weigh approx. 7 lbs.

Part #	Application	Price \$
M1728TH	40C, 40S, 40 Utility, 420E	51.69
M4326TH	40, 320, 330, 420, 430	35.98
B3039RH	50, 520, 530	36.60
A4316RH	60, 70, 70D, 620, 630, 720, 730, 720D	40.86
R293RH	R, 80, 820, 830 (2 cyl)	71.95
AR72949H	820, 1020, 1520, 1530, 2040	59.95
AR72950H	1520, 2020, 2030, 2630, 2640, Early 2440, 1020	59.95
AL67191H	2955, 3055, 3155, 3255; Attachment knob incl.	98.95
AL67554H	2355, 2555, 2755, 2855N; Attachment knob incl.	75.70
AR32720H	4020, 4010, 4000	62.93
AR65459H	4040-4230	86.95
AR48488H	4320	91.35
AR65458H	4030	86.95
AR26849H	3020 and 3010	62.93
AR65460H	4240, 4430	86.95
AR65461H	4630, 4440, 4640	86.95
RE12764H	4050 (SN #5511 & up) 4055, 4250, 4255, 4450, 4455	117.46
AR73911H	4840	86.95
AR69164H	8430, 8630, 8440, 8640	86.95
AR98442H	8450, 8650	86.95
RE12879H	RH 4650 4850 4455 4755 4955 4760 4960 MFWD	499.95
RE12880H	LIH 4650 4850 4455 4755 4955 4760 4960 MFWD	499.95
R26858H	Side Screen Spring - 1020-4020 2030-2630 2040-2940	5.05
R35769H	Side Screen Spring - 5010 5020 7020 7520 4030-4630	5.83

Rear Hood Shields

Weight is approx. 2 lbs.

Part #	Application	Price \$
AR26769H	Right hand 4010-4020 Early	69.95
AR26770H	Left hand 4010-4020 Early	69.95
AR40773H	Right hand Late 4020	65.73
AR40774H	Left hand Late 4020	65.73
AR26850H	Right hand 3010-3020	69.95
AR26851H	Left hand 3010-3020	69.95
AR40777H	Right hand 3020 Late	61.95
AR40778H	Left hand 3020 Late	61.95
AR82260H	Right hand 4030, 4230	79.95
AR82261H	Left hand 4030, 4230	79.95
AR49200H	Right hand 4320	79.95
AR49201H	Left hand 4320	79.95
AR82258H	Right hand 4240, 4430	60.26
AR82259H	Left hand 4240, 4430	60.26
AR82256H	Right hand 4440	62.81
AR81380H	Left hand 4440	68.88
AR43290H	Right hand 4520	89.95
AR43291H	Left hand 4520	71.95

Emblems



Part #	Description	Price \$
M3995TH	Front - 420 To Sn 100000, 40 50 60 70 80, Late R Oem # AA5383R	32.75
AR642RH	Front - AO, AR, Early R To Sn 18912	41.95
AF3166RH	Front - 320, 420, 520, 620, 720, 820	61.05
AR20467H	Front - 330, 430, 435, 530	55.70
AR21112H	Front - 630, 730, 830	23.65
BCP4858	Be Careful Plate - 1948 To 1958	10.13
BCP5960	Be Careful Plate - 1959 To 1960	11.25
BCP6172	Be Careful Plate - 1961 To 1972	12.38
AR28047H	Hood Ornament - 1010, 2010, 2510, 2520, 3010, 3020, 4000, 4010, 4020, 4320, 4520, 4620, 5010, 5020, 6030, 7020, 7520	29.50
AR28049HR	Raised Side Emblem Set - 3010, 3020, 4010, 4020	99.95

Battery Box Step

Part #	Description	Price \$
AR85335H	30 40 50 55 Series Right Hand	74.45
AR85336H	30 40 50 55 Series Left Hand	74.45










Battery Box Cover

Part #	Description	Price \$
R57970H	JD 30 & 40 Series Right Hand	26.95
R57971H	JD 30 & 40 Series Left Hand	26.95

John Deere CHASSIS

Decal Sets



Part #	Model	Price \$
JD1010*	1010	28.28
JD1050*	1050	31.18
JD1120*	1120	24.65
JD1530*	1530	34.25
JD2020*	2020	28.78
JD2030*	2030	34.08
JD2140*	2140	34.08
JD2155*	2155	34.08
JD2550*	2550	44.15
JD2555*	2555	44.15
JD2640*	2640	44.15
JD2750*	2750	44.15
JD2755*	2755	44.15
JD2840*	2840	44.50
JD2940*	2940	44.15
JD2955*	2955	44.50
JD3040H*	3040	58.00
JD310*	310 Backhoe	87.00
JD320D	320	24.95
JD330	330	28.00
JD401*	1020	24.65
JD403*	2120	24.65
JD404*	2130	34.08
JD4040TP*	4040	44.15
JD405*	2150	34.08
JD4055*	4055	44.15
JD407*	2350	44.15
JD408*	2355	44.50
JD409*	2440	44.15
JD40D	40 Gas	24.95
JD410H*	2950	44.95
JD411S	3010	28.42
JD412*	2040	39.80
JD412S	3020	20.13
JD413*	3120	31.10
JD414*	3130	31.10
JD415*	3155	47.05
JD416*	2240	39.80
JD416S	4010	28.45
JD417S	4020	28.50
JD418	4320	28.28
JD419*	4430	41.50
JD420*	420	24.95

Part #	Model	Price \$
JD420H*	4630	41.50
JD4230*	4230	41.25
JD430	430	28.00
JD4440TP*	4440	44.72
JD4620	4620	41.50
JD4640*	4640	44.75
JD50D	50 Gas	24.95
JD520	520	24.95
JD530	530	29.99
JD544	544C Skidsteer	73.95
JD60D	60 Gas	26.95
JD620	620	26.95
JD630	630	29.95
JD6300*	6300	34.08
JD650*	650	24.65
JD70D	70 Gas	26.95
JD70DD	70 Diesel	26.95
JD720D	720 Diesel	26.95
JD720G	720 Gas	27.95
JD730D	730 Diesel	33.48
JD730G	730 Gas	27.99
JD80DD	80 Diesel	26.95
JD820	820 Diesel	26.95
JD830	830 Diesel	30.00
JD950*	950	34.08
JDA1	A 1934-39	24.95
JDA2	A 1940-52	27.95
JDB1	B 1935-39	26.95
JDB2	B 1940-52	24.95
JDD1	D 1939-53	26.95
JDD3S	D 3-Speed to 1939	23.95
JDG1	G 1938-39	24.95
JDG2	1940-1952	27.95
JDGP	GP-Standard	6.00
JDGPWT	GP Wide Tread	29.75
JDH	H	24.95
JDLA	LA	21.95
JDLE	L (1923-1938)	21.00
JDLL	L (1939-1953)	21.95
JDM	M	24.95
JDMT	MT	24.95
JDR	R	26.95

Fenders



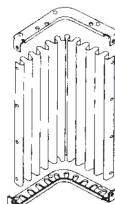
Part #	Application	WT	Description	Price \$
430FENDER	40 420 430 435	19	Clam Shell Fender LH or RH 27" Tall	123.95
730FENDER	Late A B G, 50 Thru 730 Square Axle	20	Clam Shell Fender LH or RH 29" Tall	120.95
AA1583RH	A B G 1939 to Early 1950 Round Axle	TRUCK	IH Round Flat Top Fender	239.95
AA1582RH	A G 1939 to Early 1950 Round Axle	TRUCK	RH Round Flat Top Fender	239.95
AR20869H	520-720, 530 -730 Restoration Quality	70	RH Flat Top Fender W/O Grab Hole	237.63
RE13878H	520 - 730, 2010 - 4020 Rest. Quality	70	LH Flat Top Fender With Grab Hole	234.19
RE13879H	2010 - 4020 Restoration Quality	70	RH Flat Top Fender With Grab Hole	234.19
AR43968H	4320 Thru 6030	70	IH Flat Top Fender With Grab Hole	316.95
AR43967H	4320 Thru 6030	70	RH Flat Top Fender With Grab Hole	316.95
RE11220H	All 30 & 40 Series, Early 50 Series	19	IH SoundGard Fender	239.95
RE11219H	All 30 & 40 Series, Early 50 Series	19	RH SoundGard Fender	239.95
R20573H	520 Thru 730	34	Fender Mounting Bracket Sold Each	71.25
R70588H	2010 Thru 6030	35	Fender Mounting Bracket Sold Each	115.95
R26992H	2010 Thru 6030	2	U Bolt For 20 Series New Generation	13.95

10 & 20 Front Grill



Part #	Application	Price \$
AR26494H	3010, 3020	67.20
AR26477H	4010, 4020	73.95
AT20629H	1010	151.84
AT11703H	2010	151.84
AR38233H	2510, 2520	72.94
AR48449H	4320	105.88
AR43009H	4520, 4620, 7020	107.13
AR35025H	5010, 5020, 6030, 7520	124.82

Front Screen Frame



Fit models 50, 520, & 530

Part #	Application	Price \$
AB4926RH	Upper RH	33.00
AB4928RH	Upper LH	33.00
AB4927RH	Lower RH	40.60
AB4929RH	Lower LH	40.60

*Hood Decal Set -- Many sets available in vinyl or mylar.

John Deere CHASSIS

Steering Wheels



Part #	Description	Price \$
OEMAA380RH	17 5/8" Diameter - A (above 498999), B (above 3230043), G (above 12999), D (above 148871), R, 50, 60, 70, 80 520 (to 5208099), 620 (to 6213099), 720 (to 7214899), 820 (to 8203099)	49.95
OEMAF3856RH	18" Diameter Splined Shaft - 520 530 620 630 720 730 730D 820 830	69.95
OEMAL2180TH	15" Diameter and Keyed 3/4" Shaft - L, LA, LI, M, MI, MT, Early 40	49.95
OEMAH675RH	15" Diameter - H	49.95
OEMAR505RH	20 Diameter with 7/8" Keyed - 70, 720 (to 7214899), 80, 820 (to 8203099), R - 4 Spokes	49.95
OEMAA380RHFS	18" Diameter with Flat Spokes - Unstyled A (410000-476999), Unstyled AR/AO (250000-271999), D (109944-143800)G (1000-7099)	54.75
OEMAA380RHFSB	16" Diameter with Flat Spokes Unstyled B (to 59999), BO and BR (to 325000)	54.75
OEMAB218RH	16" Diameter with 7/8" Keyed - Early B (60000-95999), BO (above 324999), BR (above 324999)	54.95
OEMAR26625H	16" Diameter with 36 Splines - Early 10 and 20 Series, 6030, 7030	55.95
OEMAR78405H	16" Diameter with Dish - Late 3020 and 4020, 1020, 1520, 1530, 2020, 2030, 2120, 2350, 2440 (to 340999), 2520, 2630, 2640 (to 340999), 4030, 4040, 4050, 4230, 4250, 4320, 4430, 4450, 4630, 4650, 4850, 4640, 4650 and more	55.95
OEMAM2600TH	17 5/8" Diameter - Late 40, 320 (to 324999), 420 (to 124999)	49.95
OEMAM3914TH	18" Diameter - 320 (324999 up), 330, 420 (124999 up), 430, 435, 440	89.95
OEMAA380RHRH	16" Diameter with Keyed Hub - B (96000-230043)	49.95
OEMAA380RHSH	18" Diameter with Stepped Hub - Styled A (477000-498999), AR, D (143800-148871), G (7100-12999)	56.95

Caps



Part #	Description	Price \$
4LDB	Manual Steering Wheel Cap - 1020, 2020, 2510, 2520	41.95
4LDP	Steering Wheel Cap - 1010, 2010 and Lawn/ Garden models 110 & 112	49.95
4LDPSB	Power Steering Wheel Cap - 820, 1020, 1520, 2020, 2510, 2520, 3020, 4000, 4020, 4320, 4520, 4650, 5020	44.95
4LDPSW	Power Steering Wheel Cap - 1010, 2010, 3010, 4010, 5010, 8010, 8020	46.95
F3629RH	Power Steering Wheel Cap - 320 (324999 up), 330, 420 (124999 up), 430, 435, 440, 520, (5208099 up), 530, 620 (6213099 up), 630, 720, (7214899 up), 730, 730D, 820 (8203099 up), 830	44.95
F3630RH	Manual Steering Wheel Cap - 320 (324999 up), 330, 420 (124999 up), 430, 435, 440, 520, (5208099 up), 530, 620 (6213099 up), 630, 720, (7214899 up), 730, 730D, 820 (above 8203099), 830	44.95
R47998H	Steering Wheel Cap - 2520, 2550, Late 3020 & 4020, 4000, 4030, 4230, 4320, 4040, 4240, 4430, 4440, 4050, 4250, 4450, 4055, 4255, 4455, 4555, 4755, 4955, 4630, 4640, 4650, 4840, 4850, 6030, 7520, 8430, 8440, 8630, 8640	33.95

Vinyl Spinners



Part #	Description	Price \$
TY16330	John Deere Green	13.95
TY16020	John Deere Black	13.95

Don't See It listed?

Give Us A Call And We Will
Try & Locate It For You!

Complete JD Seats



7195K



JD100



7207K

Part #	Description	Price \$
JD5678	Fits 10, 20, 30 Series, Yellow, vinyl	99.95
7195K	Fits all 10-20-30 Series Yellow Vinyl, (Better Quality)	207.76
7853K	3 pc bracket set for 40103 pc JD seat	92.15
JD100	*Call for pricing, many styles and prices available	CALL
7200K	Super Deluxe w/moveable arm rests fits all 10 20 30 40 50 55 60 series Yellow Vinyl	316.80
7199K	Same as above. Brown Fabric	373.35
7207K	Super Deluxe Brown Fabric w/slide down arm rests fits 10 20 30 40 50 55 series	387.15
7261K	Same as above Black Fabric	387.50

John Deere CHASSIS



Seats

Part #	Application	Description	Price \$
YF3B	40, MT, MI, MD, M, 320, 330, 420, 430, 2 piece seat	Seat bottom. Black	40.65
YF3Y	Same As Above	Seat bottom. Yellow	40.65
YF9B	Same As Above	Seat back, straight. Black	21.95
YF9Y	Same As Above	Seat back, straight. Yellow	21.95
YF4B	A B G R 50 60 70 80 520 530 620 630 720 730 - 2 piece seat	Seat bottom. Black 14 1/2 x 19 1/2	40.65
YF4Y	Same as Above	Seat bottom. Yellow 14 1/2 x 19 1/2	40.65
YF10Y	Same as Above	Seat back. Yellow, curved	25.95
YF10B	Same as Above	Seat back. Black, curved	25.95
YF9Y	Same as Above	Seat back, Yellow, straight	21.95
YF9B	Same as Above	Seat back, Black, straight	21.95
YF5B	520, 530, 620, 630, 720, 730, 820, 830D. Pony start, Floatride seat	Seat bottom. Black 14 1/2" x 21"	40.65
YF5Y	Same as Above	Seat bottom. Yellow 14 1/2" x 21"	40.65
YF10B	Same as Above	Seat back. Black, curved	25.95
YF10Y	Same as Above	Seat back. Yellow, curved	25.95
YF9B	Same as Above	Seat back, Black, straight	21.95
YF9Y	Same as Above	Seat back. Yellow, straight	21.95
7210K	Same as Above	Curved Black steel core seat back	54.15
7211K	Same as Above	Curved Yellow steel core seat back	49.95
7208K	Same as Above	Black Vinyl arm rest pair	92.15
7209K	Same as Above	Yellow Vinyl arm rest pair	92.15
7192K	1020, 2030, 2630, 1520, 1530, 2020, 2440, 2630, 2640 2 piece seat. Back has arm rests molded in flat bottom	Seat bottom - 3 bolt flat bottom	99.75
7191K	Same as Above	Seat back	96.90
7194K	1020, 1520, 1530, 2030, 2040, 2010, 2020, 2030, 2440, 2640, prior to ser # 340999	Seat bottom w/2 mount brackets 9" apart	120.65
7193K	Same as Above	Seat back 4 mount holes 10.5" apart x 4.63" apart	108.30
7197K	1010, 2010, 2510, 2520, 3010, 3020, 4000, 4010, 4020, 4030, 4230, 4320, 4430, 4520, 4620, 4630, 5010, 5020, 6030, 7020, 7520 3 piece seat	Yellow Vinyl Seat bottom	97.85
7196K	Same as Above	Yellow Vinyl Lower Seat back rest	99.75
7198K	Same as Above	Yellow Vinyl Upper Seat back	55.10
JD4650H	Late 30, 40, 50, 55, 60 series Tractors. Personal Posture Seat	JD Base cushion, brown fabric, hydraulic seat	84.95
JD4600M	Same As Above	JD Base cushion, brown fabric, mechanical seat	84.95
JD4700B	Same As Above	JD Back cushion, brown fabric, mech or hydraulic	91.95

Seat Parts

Floatride Seat Parts

Part #	Description	Price \$
4069901KT	Overhaul kit contains: 4 pins, 2 washers, 20 bushing	53.95
AF3427H	Sliding T handle, 50-830	29.95
AF3428RH	Bracket, bushing holder	35.95
72696RH	Rubber shock bushings	1.58

Rubber Torsion Seat Springs

Part #	Description	Price \$
AR39649H	JD Left hand, 520, 530, 620, 630, 720, 730, 820, 830	39.95
AR39648H	JD Right hand fit same as above	39.95



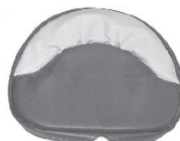
Seat Shocks

Part #	Wt	Description	Price \$
AF3426RH	2	JD - Fits all float ride	39.95
RE62234H	2	JD - 1020 thru 7520 shock	71.95
AR3245RH	2	JD - 1020 thru 7520 shock & spring	111.95




Pan seat cover

Part #	FITS	Description	Price \$
30GY	19" SEAT	Green & Yellow	21.95



Seat Repair Kit

Part #	Description	Price \$
JD1020SBK	JD 10-20 series rebuild kit 8 brass bushings, 4 shock bushing, 8 steel bushings	107.37



JD overhaul kit 10-20

SAFETY

Durable Extendable Mirrors

- 6" x 10" wide angle convex head
- Extendable to 36"
- Collapsible bracket eliminates mirror breakage

Part #	Description	Price \$
3136K	8560-8960 / 8570-8970 LH	161.50
3137K	8560-8960 / 8570-8970 RH	161.50
3138K	6000, 6010, 7000, 7010 Series LH Or RH	161.50
3106K	8000, 8010, 8020 Series LH Or RH	137.70
3127K	30-40-50-55 Series Sound Gard LH Or RH	161.50
3107K	9000 Series LH	CALL
3124K	9000 Series RH	CALL

Tractor Step

New Lower Price!

Part #	Wt	Description	Price \$
R27883H	4	2510, 2520, 3010, 3020, 4000, 4010, 4020, 4320	26.67



John Deere

SAFETY

CAB/INTERIOR

Steps



Steps are also available for the 10 & 20 Series with Hiniker, Hinson, or Stolper Cabs. Call for Pricing!

Part #	Application	Price \$
KJD101	Non-Swivel Step & Hand Rail Kit. Fits 10 & 20 Series Open Station. Also Order 3401K Mounting Bracket. 30, 40, 50, 55 Series WITH SoundGard Cab	312.55
KJD103	Swivel Step & Hand Rail Kit. 30, 40, 50, 55 Series WITH SoundGard Cab	371.45
3415K	10-20 SERIES ADAPTOR	64.60
KJDOSS	Non-Swivel Open Station & Handrail Kit. 2840-4850	306.50
3401K	10 & 20 Series Open Station Step Mounting Bracket	64.60
3412K	10 & 20 Series Extend-a-Step (for between step and platform)	79.80
3423K	4th Step for any of the John Deere Steps above	70.30

Steps w/ Brackets



A, B, G, 50, 520, 530, 60, 620, 630, 70, 720, 730, Row Crops - All Standard

Part #	Wt	Description	Price \$
F3196H	11	Step and bracket	45.95

80, 820, 830

Part #	Wt	Description	Price \$
R1897H	6	Step and bracket	49.49

Service Steps

Part #	Description	Price \$
3427K	LH SERVICE STEP 30 40 50 55 60 SERIES 2WD ONLY	77.45
3414K	RH WINDOW STEP 7200, 7210, 7220, 7400, 7405, 7410, 7420, 7510	269.10
3411K	RH WINDOW STEP 7600, 7610, 7700, 7710, 7800, 7810 W/O LOADER	269.10
3425K	RH WINDOW STEP 7720, 7820, 7920 W/O LOADER	281.70
3417K	RH WINDOW STEP 7630, 7730, 7830, 7930	281.70
3402K	RH WINDOW STEP 8100, 8200, 8300, 8400, 8110, 8210, 8310, 8410	281.70

CAB/INTERIOR

Custom Fit Heat Houser

Part #	Application	Price \$
1310	JD 3010 4010	270.95
1316	JD 3020 4020 To 1968	270.95
1329	JD 3020 4020 1969-70	270.95
1332	JD 3020 4020 1971-72	270.95

Soundgard Body Roof



Part #	Description	Price \$
AR74143H	Cab roof with warning lamp openings for JD 30, 40, 50, 55 and 60 series tractors with Sound- Gard cab	319.95
9000012	Conopy top for JD four Post Roll Bar	299.00
9000001	Headliner for the JD four Post Roll Bar Top	145.00

Cab Doors

Part #	Description	Price \$
AR73256H	Early Soundgard cab door frame for twist style handle	337.95
AR109555H	Late Soundgard cab door frame for push button latch	337.95

Gas Struts



Part #	Length	Description	Price \$
AL114803H	9.8"	5220-5820, 7220-7520 6110-6610 All ↑ S.N.315,388 Metal Socket Both Ends	40.56
AL81578H	N/A	REAR WINDOW STRUT 6100-6900	CALL
RE234996H	N/A	7200-7800 7210-7810	41.92
RE234165H	N/A	8100-8420 9300-9620	42.51

Cab Glass

Part #	Description	Price \$
R141527H	5200-5500 5210-5510 LH/RH Door Glass	245.48
R129952H	5200-5500 5210-5510 Rear Side Glass	74.41
R129954H	5200-5500 5210-5510 Rear Glass Tinted	202.42
L113305H	RH Side Window 6110-6715	106.18
L113306H	LH Side Window 6110-6715	106.18
L169102H	LH Door Glass 6110-6175 ---Truck Freight Only	186.13
L169103H	RH Door Glass 6110-6175 --Truck Freight Only	186.13
R110990H	Rear Glass 7200-7800, 7210-7810--Truck Frt	330.80
R131163H	LH Door Glass 7200-7800 7210-7810 -Truck Freight	281.98
R131164H	RH Door Glass 7200-7800 7210-7810- Truck Frt Only	285.35
R96187H	Windshield 7200-7800 7210-7810-Truck Only	270.76
R96193H	RH Side Glass 7200-7800 7210-7810	112.59
R96194H	LH Side Glass 7200-7800 7210-7810	115.75
R96195H	RH Lower Windshield 7200-7800, 7210-7810	103.45
R96196H	LH Lower Windshield 7200-7800, 7210-7810	103.45

Replacement Glass

Qtr. window Avg. Wt. 15 lbs., All Front & Rear Glass Shipped Motor Freight
All glass is drilled & tempered to OEM specs!

Part #	Description	Price \$
R57057H	Side window 30/40/50 55 Series	CALL
R57058H	Rear window 30/40/50 55 Series	106.87
R50755H	LH upper door glass 30/40/50 55 Series	84.24
R50756H	LH lower door glass 30/40/50 55 Series	94.13
R50753H	RH upper door glass 30/40/50 55 Series	114.95
R50754H	RH lower door glass 30/40/50 55 Series	90.93

Headliners

Part #	Description	Price \$
4507K	JD 20 Series Combine	263.15
4509K	JD 8430, 8630	317.30
4508K	JD 30 40 Series 2WD	301.15
4509K	JD 30 40 Series 4WD	317.30
4510K	JD 50 Series 2WD	317.30
4511K	JD 50 Series 4WD	317.30

Floor Mats

Part #	Description	Price \$
4321K	4030-4690	87.40

New Foam Kits!

Part #	Application
4212K	7200 7210 7400 7410 7510 7600 7610 7700 7710 7800 7810
4213K	Corner Post Kit For Above

CTS, CTS II, 9400, 9410, 9450, 9500, 9500SH, 9510, 9510SH, 9550, 9550SH, 9560, 9560STS, 9600, 9610, 9650, 9650CTS, 9650STS, 9660, 9660CTS, 9660STS, 9750, 9750STS, 9760STS, 9860 Combines

Part #	Application	Price \$
4193K	Early Cloth	CALL
4194K	Late Cloth	CALL

John Deere CAB/INTERIOR

Pre Cut Foam Kits

Each kit contains acoustical foam that is pre-cut and pre-sewn. Complete with headliner, adhesives & instructions.

Some kits contain headliners - call to verify kit contents

Part #	Application	Price \$
4052K	JD 30 Series to SN 63623	162.45
JD30LF	JD 30 Series after SN 63624	CALL
4051K	JD 30 Series 4-WD	179.55
4057K	JD 40 Series below SN 185706	180.50
4058K	JD40 Series above SN 185707	171.95
4056K	JD 40 Series 4-WD	239.40
4062K	JD 50 Series	209.95
4063K	JD 50 Series 4WD	352.45
4090K	55 and 60 Series - Brown	276.45
4097K	55 and 60 Series - Tan	276.45
4071K	JD 6600-7700 Combine	248.90
4050K	JD6620-7720 Combine	120.65
4060K	40 Corner Post Kit	75.05

Combine Cab Caddy

Weight approx. 2 lbs.

Part #	Application	Price \$
CC2	Fits JD Sound Gard Body, 2 wells for drinks plus additional compartment	32.95
CC20	66-77-8820	18.95
CC3	JD 9400, 9500, 9600	18.95
CC15	JD 6200, 6300, 7600, 7700, 7800 Series with cup holder mounts to right front corner	CALL
CC16	JD 9100, 9200, 9300, 9400 with cup holder	CALL

Monitor Caddie For JD Sound Gard

Part #	Description	Price \$
MC1	Place for Pop and Monitor Mounts in Front Window	37.00

Radios

AM/FM Weather Band in Black Bezel



- AM/FM Stereo Receiver
- Digital Tune and Seek
- Auto Scan of Preset Stations
- Preset Up to 30 Stations (18FM 12AM)
- Front and Rear Aux Input
- Volume Select Knob
- LED Backlighting

Part #	Fits	Price \$
701190	30, 40 Series	164.95

AM/FM/Weather Band in Brown Bezel



- AM/FM Stereo Receiver
- Digital Tune and Seek
- Auto Scan of Preset Stations
- Preset Up to 30 Stations (18FM 12AM)
- Front and Rear Aux Input
- Volume Select Knob
- LED Backlighting

Part #	Fits	Price \$
701191	50 Series	164.95

Above Radios Are John Deere Specific - More Models Of Radios Are Listed On Page 122

Air Conditioning

Cab Blowers



Combines

Part #	Description	Price \$
35057	3300, 4400, 4420, 4425, 4435, 4435 Hydro 6600, 6602, 6620, 6622, 7700, 7720, 7722, 8920, 9400, 9450, 9500, 9550, 9600, 9650, 9750	CALL

Tractors

Part #	Description	Price \$
35057	6200, 6300, 6400 W/ 3 Speed Motor	CALL
35417	4030, 4230, 4430, 4630, 6030 W/ Sound Guard Cab, 4050, 4250, 4450, 4650, 4850, 4055, 4255, 4455, 4755, 4955, 4560, 4760, 4960, 6200, 6300, 6400 W/ 1 Speed Motor	212.33
35480	4030, 4230, 4430, 4630, 6030 W/O Sound Guard Cab, 4020, 4320, 4520, 4620, 5020, 7020, 7520, 4040, 4240, 4440, 4640, 4840	98.10

Cab Heaters

Part #	Description	Price \$
38877	20, 40, 50, 55, 60, 6000-10*, 7000-10*series	26.23
38892	6000-10, 7000-10, 8110-8310T series	CALL
38608	30 series row crop	17.48
38872	8430/40-8630/40	20.22

Condensers

Part #	Description	Price \$
AL30364H	2350 - 3150	263.09
AL70298H	2355 - 3255	275.33
AR61885H	4040, 4230 - 4630	438.50
AR96767H	4240 - 4640	497.85
AR96901H	4050 - 4650, 4055 - 4755, 4560 - 4760	626.37
AR96903H	4850, 4955, 4960	828.66
AL119566H	6200 - 6500, 6100 - 6410 W/ OIL COOLER	491.83
AH87966H	COMBINES 6600 - 8820 COTTON PICKERS 5440 - 5830 SWATHERS 2250 - 2280	229.37
AH149618H	COMBINES 9400 - 9600, 9410 - 9610, 9450 - 9750 CTS/STS	289.19

Remanufactured Clutches

Combines

Part #	Description	Price \$
48278	3000, 4400, 4420, 4425, 4435, 4435 Hydro, 6600, 6620, 6622, 7700, 7720, 7722, W/ Frigidaire	90.07
48531	4400, 4420, 4425, 4435, 4435 Hydro, 6600, 6620, 6622, 7700, 7720, 7722, W/ Tecumseh 6" Clutch	84.35
48534	4400, 4420, 4425, 4435, 4435 Hydro, 6600, 6620, 6622, 7700, 7720, 7722, W/ Tecumseh 7" Clutch	94.20



Tractors

Part #	Description	Price \$
48293	4020, 4320, 4520, 4620, 5020, 7020, 7520, 4030, 4230, 4430, 4630, 6030, 4040, 4240, 4440, 4640, 4840, W/ Frigidaire	85.95

John Deere CAB/INTERIOR

Air Conditioning

Remanufactured Compressors



Combines

Part #	Description	Price \$
57078*	3000, 4400, 4420, 4425, 4435, 4435 Hydro, 6600, 6602, 6622, 7700, 7720, 7722, W/ Frigidaire	263.95
57061	4400, 4420, 4425, 4435, 4435 Hydro 6600, 6602, 6622, 7700, 7720, 7722, W/ Tecumseh	154.57
57345*	9400, 9410, 9450, 9500, 9510, 9550, 9600, 9610, 9650, W/ Nipondenso Type 6E171	362.32
57362	9400, 9410, 9450, 9500, 9510, 9550, 9600, 9610, 9650, W/ Nipondenso Type 10PA17C	212.95

Tractors

Part #	Description	Price \$
57078*	4020, 4320, 4520, 4620, 5020, 7020, 7520, 4030, 4230, 4430, 4630, 6030, 4040, 4240, 4440, 4640, 4840, W/ Frigidaire	263.95
57345*	4020, 4320, 4520, 4620, 5020, 7020, 7520, 4050, 4250, 4450, 4650, 4850, 4055, 4255, 4455, 4555, 4755, 4955, 4560, 4760, 4960, W/ Nipondenso Type 6E171	362.32
57362	6110, 6210, 6310, 6410, 7210, 7410, 7710, 7810, 7910, 8110, 8210, 8310, 8110T, 8210T, 8310T, 8570, 8770, 8870, 8970, 6200, 6300, 6400, 7200, 7400, 7600, 7700, 7800, 8100, 8200, 8300, 8400, 9100, 9200, 9300, 9400, W/ Nipondenso Type 10PA17C	212.95

* With clutch

Evaporators

Part #	Description	Price \$
RE13885H	2350 - 3150, 2155 - 3255	224.08
AR88076H	4030 - 8630, 4040 - 8640, 4050 - 8850 COMBINES 6620 - 8820 COTTON PICKERS 7740 - 9976 FORAGE HARVESTERS 5720 - 5830 SWATHERS 2320 - 3830	198.82
RE57574H	8100 - 9400, 8110 - 9410	296.10

Thermal Limiter Fuse

Part #	Description	Price \$
35759	For John Deere Air Conditioners Replaces JD# AR77344 Only 3.50 Ea. (Sold In Qty of 5)	3.50

Expansion Valves



Combines

Part #	Description	Price \$
38725	,,	18.19
38877	3300, 4400, 4420, 4425, 4435, 4435 Hydro 6600, 6620, 6622, 7700, 7720, 8820, 9400, 9500, 9600, W/ O-Ring Fittings	26.23
38880	9410, 9450, 9510, 9550, 9610, 9650, 9750, W/ Block Type - Threads	CALL
38892	9410, 9450, 9510, 9550, 9610, 9650, 9750, W/ Block Type - Flange	CALL

Tractors

Part #	Description	Price \$
38877	20, 40, 50, 55, 60, 6000-10*, 7000-10* series	26.23
38892	6000-10, 7000-10, 8110-8310 T series	CALL
38608	30 series row crop	17.48
38872	8430/40-8630/40	20.22

Air Conditioning Belts

Part #	DRIVES	Application	Price \$
R71603HG	AC	4320 4620 4230-4630 4040-4440 8430	5.87
R71602H	AC	4640, 4840	4.69

Filter Driers

Combines

Part #	Description	Price \$
33395	3300, 4400, 4420, 4425, 4435, 6600, 6620, 7700, 7720, 8820, W/ Flare Fittings	59.25
33520	3300, 4400, 4420, 4425, 4435, 6600, 6620, 7700, 7720, 8820, W/ O-Ring Fittings	CALL
33524H	4445, 7440, 7445, 7721, 7772, 9400, 9410, 9450, 9500, 9510, 9550, 9600, 9610, 9650, 9750, 9930, 9950	49.57

Tractors

Part #	Description	Price \$
33204H	4560, 4760, 4960, 8560, 8760, 8960, 8570, 8770, 8870, 8970	22.95
33313	4020, 4320, 4520, 4620, 5020, 7020, 7520	31.45
33520	6110, 6210, 6310, 6410, 7210, 7410, 7410, 7610, 7710, 7810, 4030, 4230, 4430, 4630, 6030, 4040, 4240, 4440, 4640, 4840, 3055, 3255, 3355, 4055, 4255, 4455, 4555, 4755, 4955, 4560, 4760, 4960, 6200, 6300, 6400, 7200, 7400, 7600, 7700, 7800, 9100, 9200, 9300, 9400	CALL
33524H	9110, 8210, 8310, 8110T, 8210T, 8310T, 8100, 8200, 8300, 8400	49.57



GAUGES

Ampere Gauges

Part #	Description	Price \$
AF2749RHB	2 Cyl Black Face	18.95
AF2749RHW	2 Cyl White Face	18.95



Oil Gauges

Part #	Description	Price \$
AB1550RHB	2 Cyl Black Face With Mounting Studs	18.95
AB1550RHBNS	2 Cyl Black Face	18.95
AB1550RHW	2 Cyl White Face	18.95
AB1550RHWS	2 Cyl White Face With Mounting Studs	18.95



Temperature Gauges

Part #	Description	Price \$
AA1986RHW3	2 Cyl White Face 3' Lead	24.95
AA1986RHW6	2 Cyl White Face 6' Lead	24.95
AA1986RHB3	2 Cyl Black Face 3' Lead	24.95
AA1986RHB6	2 Cyl Black Face 6' Lead	24.95
AR31901H	3010 4010	39.95
AR48640H	3020L 4020L 4000 4500 5020 4320 4620 7020 66-7700 Combines	39.95
AR36383H	3020E 4020E 5010 5020	39.95



Tachometers & Cables

Part #	Description	Price \$
AR21664H	50-70D, 520-630, 720, 730	99.00
AB4737RH	7 1/2" - A, B, G, 50 - 70 Gas	39.00
AR70112H	56" - 420, 430, 440 8440, 8630, 8640	28.25
AB5241RH	11 3/8" - 520, 530	45.50
AA6573RH	17 1/4" - 70D, 720, 730 Gas	33.95
AR20838H	21 3/4" - 730 Diesel	33.95
AR1318RH	80" - 80, 820 & 830	38.95
AR26721H	33" - 3010, 3020, 4010, 4320, 4620	18.75



Miscellaneous Gauges

Part #	Description	Price \$
720730FG	70 720 730 Diesel Fits Only 12 Volt Neg Ground Units	CALL
AR45436H	3020L 4020L 4000 4520 5020 4320 4620 7020 6030 7520	39.95
R34258H	Trans Temp Gauge 3020PS 4020PS 2510 500BH	39.95
R34262H	440 500 600 1010 2510 3010 Fuel Gauge	29.95
AR46979H	500A B C 510BH 600 3020L 4020L 4320 4520 4620 Trans Temp	39.95

Massey Ferguson - Massey Harris

IGNITION

Distributor Caps

Massey Ferguson

Part #	MFG	Description	Price \$
DR970H	DR	TO20 TO30 TO35	6.95
829937MH	LU	FE35 TE20 TO20 TO30 MF35 135	26.58
DR970H	DR	35 50 65 Early, 85 88 90 TO20 -30-35 Clip On Type	6.95
DR996H	DR	35 50 65 135 150 165 175 180 255 265 286 3165 All With Screw Down Cap	CALL
AL902H	AL	Continental H260 W/Prestolite	6.95

Massey Harris

Part #	MFG	Description	Price \$
AL902H	AL	11 Pony 16 Pacer 20 21 22 23 Mustang 30 33 44 55 333 444 555	6.95




Ignitor

Weight is approx. 1 lb.

A Breakerless Ignition System.
Solid-State Electronic.

Many models available, if you don't see your application give us a call! 6 & 12 volt Positive Ground Ignitors available on select models.
30 Month Warranty.



Part #	Models	Ground	MFR	Price \$
1142	4 Cyl	12V Neg	Delco W/Clips	95.30
1142P6		6V Pos	Delco W/Clips	105.13
1142P12		12V Pos	Delco W/Clips	105.13
1143	4 Cyl	12V Neg	Delco W/Clips	97.67
1143P6		6V Pos	Delco W/Clips	107.50
1143P12		12V Pos	Delco W/Clips	107.50
1145A	4 Cyl	12V Neg	Delco W/Screws	85.65
1145AP12		12V Pos	Delco W/Screws	95.48
1163A	6 Cyl	12V Neg	Delco W/Screws	85.65
1163AP12		12V Pos	Delco W/Screws	95.48
1166	6 Cyl	12V Neg	Delco W/Clips	CALL
1166P6		6V Pos	Delco W/Clips	102.06
1166P12		12V Pos	Delco W/Clips	102.06
1541	Pony, Pacer, Colt,	12V Neg	Autolite/Prestolite	85.65
1541P6	Mustang, 30, 33, 333,	6V Pos	Autolite/Prestolite	95.48
1541P12	44, 444, 55, 555	12V Pos	Autolite/Prestolite	95.48
1542	4 Cyl	12V Neg	Prestolite	85.65
1542P12	4 Cyl	12V Pos	Prestolite	95.48
1545	4 Cyl	12V Neg	Autolite/Prestolite	85.65
1561	6 Cyl	12V Neg	Prestolite	85.65
1561P6	6 Cyl	6V Pos	Prestolite	95.48
1562	6 Cyl	12V Neg	Prestolite	85.65

Tractor Tune-Up Kits

Kit contains vibration resistant condenser, heavy-duty point set and rotor sealed in a clear package for factory service.



Massey Ferguson

Part #	Wt	Description	Price \$
TK101H	1 lbs	TO20, TO30, TO35, 50, 85, 88, 90, 65, 35 with Delco Remy distributor, 1112583, 589	CALL
TK222H	1 lbs	Late 35, 50, 65 MF 135 Special, 150, 165, 175, 180, 1100, 265, 285, 235, 65 w/Delco Remy distributor 1112643, 644	10.95
TK181H	1 lbs	MF20, 22, 22K, 30, 30K, w/Cont H260, F162 w/ Prestolite	13.95

Massey Harris

Part #	Weight	Description	Price \$
TK181H	1 lbs	11, 16, 20, 21, 22, 23, 30, 33, 34, 55, 333, 444, 555, w/Autolite distributor	13.95

Quality Champion Spark Plugs

Part #	Description	Price \$
D15Y	TE20, TO20, TO30	2.42
D15Y	TO35	2.42
L90C	TEA20	1.59
D21	44, 55, 333, 444, 555, 11 Pony, 16 Pacer	2.35
D21	21 Colt	2.35
D21	44 Special, 333, 444, 555 LPG	2.35
D14	97 LPG	CALL
D21	101 JR, 102 JR, 203	2.35
D21	35, 50, 65, 85, 88, 90, 135, 165, 175, 180 w/ cont. Gas	2.35
D21	135, 150 3/8" Reach	2.35
J8C	135, 150 3/4" Reach	1.98
N12YC	150, 230, 235, 245 w/cont. Z145	1.98



Flame Thrower Coil

- Maximizes energy and reliability over the full RPM range
- 40,000 available volts
- Enables larger plug gaps for greater fuel efficiency, more power
- Delivers an average of 15% more Spark Energy and Voltage
- Fits existing brackets



Part #	Wt	Description	Price \$
40001	1	Chrome (oil filled) - 6V	39.00
40011	1	Black (oil filled) - 6V	34.72
40111	1	Black (epoxy filled) - 6V	42.50
40511	1	Black oil (3 ohm) - 12V	34.72
40501	1	Chrome oil (3 ohm) - 12V	39.00
40611	1	Black Epoxy (3 ohm) - 12V	42.50

Voltage Regulators



Part #	Fits Models	Volts	Order #	Price \$
13909	TO20	6	13909	32.85
13911	TO30	6	13911	30.95
13914	MF35, 40, 50	12	13914	30.95
13915	TO35, F40, 50	12	13915	30.95
13914	MF85, 90	12	13914	30.95
13702	20, 30, 40, 50 Diesel	12	13702	15.95
13914	MF65, 90, 135, 150, 225, 180 w/Gen		13914	30.95
13702	MF135, 150, 165, 1080G 1085G w/Alt	12	13702	15.95
13702	1100, 1105, 1130, 1135, 1150, 1500, 1800	12	13702	15.95
VR1770	Same as above w/110578, 581	12	VR1770	5.82

Prices are subject to change without notice.
Call to verify current pricing and availability.

Massey Ferguson - Massey Harris

IGNITION

Ignition Switch & Wire Assembly

Weight is approx. 1 lb.



Part #	Application	Price \$
1874120MH	Diesel w/cold start 231, 240, 250, 282, 290, 360, 362, 383, 390	23.41
35630H	35, 65, 135, 165, 175, Diesel, 3 Position	13.95
194747MH	135, 150, 165, 175, 180, 230, 235, 265, 1100, 1130, Gas, 3 Position	22.99
180681MH	Switch push button to models MF35, MF50, MF 65	14.95
772954MH	MF Starter Switch 135, 150, 165, 175, 180, 230, 235, 245, 250, 265, 270, 275, 285, 290, 1080, 1085, 1100, 1105, 1130, 1135, 1150, 1155, 1500, 1505, 1800, 1805	33.62
504809MH	1080, 1085, 1105, 1135, 1150, 1155, 1500, 1800, Diesel	26.13
180681MH	TO20, TO30, TO35, 50, 65, 85, 4 Position Gas	14.95

Keys

Massey Ferguson

Part #	Application	Wt.	Price \$
543307MH	35, 65, 135, 165, 175	1 lbs.	1.50
1031664MH	50, 135, 165, 1080, 1105, 1135, 1500, 1800	1 lbs.	1.00

Massey Harris

Part #	Application	Wt.	Price \$
192923MH	All MF Industrial	1 lbs.	1.99

Headlights

Part #	Application	Description	Price \$
2N13006CH	TE20 TEA20 TO20 TO30,	6V 5-3/4"	45.95
2N13005CH	MF35 F40 MF50	12V 5-3/4"	45.95

ALTERNATOR/GENERATOR

New Alternators

New at remanufactured price - No Core to Worry about!



Part #	Application	System	Price \$
9191LN	Cub Cadet starter generator, 100, 102, 108, 109, 122, 123, 128, 104, 105, 106, 107, 124, 125, 126, 127, 129, 149, 70, 71, 72, 147, 72, 73, 86	Delco	184.95
7266LN	MF 4790, 4800, 4840, 4880, 4900	Delco	229.95
7111LN	55 AMP 12 volt external regulator All IH tractors with external regulator alternator 504 to 1456	Delco	121.95
71273LN	10SI 63 AMP alterernator internal regulator Replaces 37 and 42 Amp alternator	Delco	115.95
7127SLN	10SI 63 AMP alternator internal regulator 1 wire, used to replace generators	Delco	89.95
7186LN	10SI 72 AMP alternator internal regulator 3 wires	Delco	129.95
7111LN	MF 20, 30, 40,50,80, 1100,1130, 1150,135, 150, 165, 1800	Delco	121.95

Remanufactured Alternators

Weight is approx. 10 lbs.



72 Amps

Part #	Fits	Price \$
7473L	MF Combines 750, 760, 1975-78	124.25

ALTERNATOR/GENERATOR

Regulator

Motorola Regulator
fits Reman Alternator
7473L

Part #	Price \$
S181	38.95

Motorola Conversion

Replace your Motorola alternator with a QUALITY Delco Remy alternator using this lost cost adapter


Part #	Price \$
Delmo1	9.95



Alternator Bracket

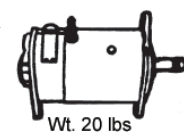
Converts Motorola Mount to DELCO 10DN or 10 SI Alternator. *Weights 1 lb.*

Part #	Price \$
7701275	27.30



Generators

All generators are completely rebuilt with all worn parts replaced with new. We suggest when putting on a new generator to also install a new voltage regulator in order to achieve maximum efficiency from your generator.



Wt. 20 lbs

Massey Ferguson

Part #	Model	OEM #	Volts	Year	Price \$
9272L	TO20	1100509	6	48-51	152.25
9272L	TE20	1101404	6	48-49	152.25
10157L	TO30, TO35	1100504	6	51-55	166.64
10309L	TO35 diesel	1100355	12	58-59	166.64
10309L	35 Spec. MF50, MF165, Diesel MF410, MF510, Diesel MF410, MF510, 135 Spec. 150 dsl	1100436	12	63-66	166.64
9968L	MF65 diesel, 35, MF65, MF85	1101012	12	59-65	165.37
9092L	MF90, MF175, MF180, Diesel	1100434	12	58-66	166.64

Massey Harris

Part #	Model	OEM #	Order #	Volts	Year	Price \$
9795L	101-102 Jr. & Sr. 11, 20, 22, 30, 30K	GBM4617	9795L	6	40-51	166.64
9290L	44D, 55D, 33D, 555	GHH6001	9290L	12	53-59	166.64
9716L	44, 55 gas	GGP4801	9716L	6	46-51	111.22
10289L	333, 444 gas	GHH6003	10289L	12	56-59	166.64
9564L	44D, 55D	GEF4813	9564L	12	48-51	111.22
9795L	20, 30, 44-6, 44-6, 44-4, 23, 30K, 55, 44 Special, 33	GMB4617	9795L	6	47-51	166.64
10218L	Pony, 33, 44, 55	GHD6001	10218L	6	51-56	170.48
9940L	333, 444, diesel	1100328	9940L	12	55-57	166.64

Pulleys

Part #	Grooves	Size	OD	Price \$
517913MH	2	3/8	3 1/2	37.13
539129MH	1	1/2	3	20.63



Massey Ferguson - Massey Harris

STARTERS

New Starters



Part #	Model	System	Price \$
	TO20, TO30, TO35	Delco	161.95
16639LN	MF20, 35, 40, 65, 135, 165 64-69, MF263, 364	Lucas	199.95
16984LN	MF50	Lucas	259.95
17072LN	168, 175, 185, 188, 240, 250, 270, 290, 383, 394, 398, 399, 506, 520, 525, 620, 625, 670, 690, 698, 699, 1150, 1155, 1500, 1505, 1800, 1805, 2745, 2770, 2800, 2805, 2850, 2870, 2890, 3050, 3060, 3070, 2775, 3630, 4790	Delco	209.95
17072LN	MF174, 184, 194, 253, 254, 274, 294, 360, 373, 374, 377, 384, 390, 394, 397, 398	Lucas	209.95
4385LN	MF165, 175, 180, 265, 285, Perkins Gas	Delco	173.95
16669LN	MF2645, 2675, 2705, 2810, 2830, 3090, 3525, 3545	Delco	249.95
4192N	NEW - MF-135, 165	LU	\$209.91
4274N	NEW - MF-175, 180, 255, 265, 275,	DR	\$150.04

Starter Solenoid

Massey Ferguson

Part #	Application	Price \$
7975	Massey Ferguson T020, T030 Cont engine T035	19.35
7975	MF-20, MF-25, MF-30, MF-31, MF-35, MF-40, MF-50, MF-65	19.35
7975	MF-35 w/Perkins A3-152 Diesel Eng.	19.35
7951	MF-85, 88, 90, Super 90 w/1113126, 139	24.95
7975	MF-130 Perkins A4-107 Eng.	19.35
7975	MF-130, MF-135, MF-150, MF-165, G&D, MF-175, MF-180, G&D	19.35
7951	MF-285	24.95
	MF-1000, MF-1080, MF-1085, MF-1100, MF-1105, MF-1130, MF-1135	
7951	Perkins A4-318, AD-318, A6-354, AG6-354, AT6-354, ATC6-354	24.95
7975	Perkins A4-318, AD-318, A6-354, AG6-354, Waukesha F-320G	19.35
7907UP	MF2745, 2775, 2805, 4790, 4840, 4880	49.95

Massey Harris

Part #	Application	Price \$
7975	MH-50 Continental Z-134	19.35
71003	303, 404, 406, 444	16.95
71003	T035 236 Diesel w/1109457 6 Volt Str.	16.95
71003	T035 w/1108649 12 Volt Str.	16.95
71037	Pony, Pacer	17.95

Mechanical Starter Switch



Part #	Model	Price \$
71005	MI TO20, TO30	9.35
181679MH	TO20 TO30	8.95

Rebuilt Starters & New Drives

Our starters are completely disassembled, cleaned and all worn parts replaced with new. Every rebuilt starter comes with a 6 month warranty

NO HASSLE CORE POLICY!

When you receive your starter, just box up the core with a copy of the invoice. We will send a UPS call tag. Put the tag on the box and drop it off at a UPS location or give to a UPS driver. *No credit given on broken or welded cores.*

Massey Ferguson

Part #	Model	Starter #	Volts	Price \$	Drive #	Price \$
4145L	35, TO35, MH50, MF50, MF202, MF204	1107654	12	166.64	4520	49.95
4485L	TO35 diesel	1108649	12	166.84	4293	62.20
4192L	MF20, 30, 40, 50, 135, 150, 165, 175 diesel	1107870	12	212.63	4310	20.95
4093L	35, 35 Special, MF50, 765, MF202, MF204	1107226	12	166.64	4594	42.75
3511L	MF40, 135, 150, 165, 175, 180 gas	1108397	12	119.15	4279	27.95
4191L	MF35D, MF50D, MF65D	1107503	12	212.63	4277	18.95
4166L	MF85 gas, MF90 gas & LPG	1107728	12	166.64	4565	41.85
4192L	MF85 diesel	1107512	12	212.63	4277	18.95
4387L	MF35 gas & spec, MF150, 165, 175, 180, MF202, MF204, gas MF50, 1970-71, MF1100 gas	1107343		119.15	4206	14.80
4196L	MF175 diesel	1107539	12	212.63	4279	27.95
4196L	MF180 diesel	1107539	12	212.63	4279	27.95
3726L	MF Super, 90, MF1100, MF1105, All diesels	1113139	12	316.41	4279	27.95
3720L	MF1080, 1085	1113641	12	316.41	4279	27.95
3720L	MF1100, 1130 & 1135 diesel	1113683	12	316.41	4279	27.95
4192L	MF203, 205, 230, 235, 245, 356 diesel	1107512	12	212.63	4479	27.95
4319L	MF255 diesel	1109257	12	212.63	4221HD	16.28
4196L	MF175, 255, 565, 275, diesel	1107539	12	212.63	4279	27.95
3941L	MF275 diesel	1113643	12	274.22	4486	26.64
3726L	MF275, 1130 diesel	1113139	12	316.41	4279	27.95
3720L	MF285, 295, 1080, 1085 diesel	1113641	12	316.41	4279	27.95
3339L	MF49/800, 4840, 4880, 4900	1114109	12	274.22	4289	16.34
3339L	MF1150, 1155, 2745, 2775, 2805, 4790 diesel	1114109	12	274.22	4289	16.34
3339L	1155 diesel	1114109	12	274.22	4289	16.34

Massey Harris

Part #	Model	OEM #	Volts	Price \$	Drive #	Price \$
5124L	20, 20K, 21, 22, 221, 23, 21, 30, 30KI, 101 Jr	MZ4072	6	166.65	4121C	33.95
5124L	101 Sr., 33, 44, 44 LPG, 44 special gas	MAX4080	6	166.65	4135	30.60
5017L	44-6	MAB4082	6	220.64	4135	30.60
5154L	33, 44 diesel	MCL6131	12	166.65		
3806L	333, 444	1113006	12	316.41	4280	27.75
5358L	55, 55D, 55K, gas & LPG	ML4309	6	181.34	4135	30.60
5210L	333, 444, 555, MHF3, MHF4 gas	MDF6014	12	166.25	4568	41.87
5437L	MH Pony	MZ4146	6	138.52	4121C	33.95

Massey Ferguson - Massey Harris

CHASSIS

Sheet Metal

Part #	Application	WT	Description	Price \$
181704MH	TO20 TO30	5	LH side Panel - Fit to Tractor Before Painting	121.95
181705MH	TO20 TO30	5	RH side Panel - Fit to Tractor Before Painting	121.95
194841MH	30 31 150 165 175 3165	4	LH side Panel - Fit to Tractor Before Painting	36.95
194840MH	30 31 150 165 175 3165	4	RH side Panel - Fit to Tractor Before Painting	36.95
194783MH	30 31 150 165 175 3165	5	Battery Door & Latch	63.95
194119MH	MH/MF50 65 85 88 Spr 90 135	0.25	Hood Latch Assembly	19.95
194192MH	20 135 2135	7	Grille Assembly	129.95
506319MH	30 31 150 165 175 3165	8	Grille Assembly	129.95
194200MH	135 150 135 175 180	7	Nose Cone Only	117.04
194236MH	135 150 135 175 180	1	Nose Cone Screen	25.95
234235MH	135 150 135 175 180	2	Cross Bar With Emblem	24.95
508891MH	135 150 135 175 180	10	Complete Nose Cone - 3 Pieces	149.80

Emblems



Part #	Description	Price \$
61900H	FRONT - TO20, TE20, TAE20, TO30	27.75
183194MH	FRONT - TO35	47.95
182564MH	AIRPLANE/BIRD FRONT - 50, 65, 85, 88, 97, 98	41.67
234235H	CENTER NOSE CROSS BAR W/EMBLEM - 135, 150, 165, 175, 180	18.99
TO20	SIDE - SOLD AS PAIR ONLY - TO20, TE20, TAE20	49.50
TO30	SIDE - SOLD AS PAIR ONLY - TO30	49.50
TO35	SID EMBLEMS SOLD INDIVIDUALLY - TO35	29.00

Fenders

Part #	Application	WT	Description	Price \$
CONN16312ASH	TO20 TO30 FE35 MF35 F40 MF50 65 85 135 150 165 175	17	Fender Skin Only (Round Fender)	74.95
41477H	Same As Above	23	Fender With Bracket	111.50
522390MH	135 150 165 175 180 185	30	LH Flat Top Fender	175.95
526912MH	135 150 165 175 180 185	30	RH Flat Top Fender	184.95
530967MH	235 245 255 265 275 285	36	LH Flat Top Fender	198.95
530966MH	235 245 255 265 275 285	36	RH Flat Top Fender	198.95

Steering Wheels



Part #	Description	Price \$
OEM180576MH	17 5/8" - TO20, TO30, TO35, MF35, 40, MH50, MF50, 65, 85, 135	58.95
OEM850071MH	15" Diameter - MH Pony and Pacer	CALL
OEM32767ABH	17 1/2" Diameter with Bare Spokes - MH 20, 22, 30, 33, 44, 55, 101, 101 Super, 101 and 102 Jr, 101 and 102 Sr, 201, 202, 203, 333, 444, 555, Colt, Mustang	49.95
OEM32767ACH	Same as above but with covered spokes	54.95
OEM1671945MH	NEW - 17 3/4" Diameter with 36 Splines MF 150, 165, 175, 255, 265, 275, 285, 1500, 1505, 1800, 1805	41.95

Decal Sets

Massey Ferguson

Part #	Model	Price \$
MF35D	35 Hood Decals	14.50
MF65D	MF65 Hood Decals	20.00
MF165D	MF165 Hood Decals	20.00
MF175D	MF175 Hood Decals	36.50
MF275	275	45.48
MF290	290 Side Decals	18.49
MF135	135 Hood Decals	34.95
MF604H	150 Hood Decals	21.24
MF607H	180 Hood Decals	21.24
MF609H	253 Hood Decals	31.18
MF609H1	255 Hood Decals	34.08
MF613HA	285 Hood Decals	45.48
MF614H	1085 Hood Decals	79.75
MF517A	2640 Hood Decals	87.00
MF50	50 Hood Decals	28.75
MF90	Super 90 Hood Decals	22.69
MF230	230	45.48
MF231	231 Hood Decals	31.18
MF235	235 Hood Decals	45.68
MF250	250 Hood Decals	37.90
MF260	260 Hood Decals	58.73
MF261	261 Hood Decals	31.18
MF298	298 Hood Decals	31.23
MF399	399 Hood Decals	31.18
MF1040	1040 Hood Decals	31.18
MF1100	1100 Hood Decals	82.65
MF1130	1130 Hood Decals	82.65
MF1135	1135 Hood Decals	79.75
MF1155	1155 Hood Decals	82.65
MF2745	2745 Hood Decals	113.10
MF2775	2775 Hood Decals	113.10
MF2805	2805 Hood Decals	113.10
MF3650	3650 Hood Decals	58.73

Massey Harris

Part #	Model	Price \$
MH20	20	22.75
MH22	22	22.75
MH30	30	22.75
MH33	33	23.95
MH44	44	23.95
MH44-6	44-6	22.75
MH44S	44 Special	22.75
MH55	55	23.95
MH81	81	22.75
MH101JR	101JR	22.75
MH101SR	101SR	22.75
MH333	333	28.00
MH444	444	28.00
MH555	555	28.00
MHChallenger	Challenger	22.75
MHColt	Colt	22.75
MHMustang	Mustang	22.75
MHPacer	Pacer	22.75
MHPony	Pony	23.95

Prices are subject to change without notice. Call to verify current pricing and availability.

Massey Ferguson - Massey Harris

CHASSIS

Seats

Part #	Application	Description	Price \$
7409K	TO20 TO30 TO35 MH50 MF35 50 65 85 88 135 150 165 230 235 240 245 265 - 2 piece bucket style set - Gray or Black	Seat bottom - Gray	107.35
7410K	TO20 TO30 TO35 MH50 MF35 50 65 85 88 135 150 165 230 235 240 245 265 - 2 piece bucket style set - Gray or Black	Seat back - Gray	65.55
YF14	TO20 TO30 TO35 MH50 MF35 50 65 85 88 135 150 165 230 235 240 245 265 - 2 piece bucket style set - Gray or Black	Seat bottom cover	22.85
7123K	MF 50, 150, 165, 175, 1080, 180. 2 piece pipe frame	Seat bottom	78.85
7122K	MF 50, 150, 165, 175, 1080, 180. 2 piece pipe frame	Seat back	66.50
7236K	90 Series MF Tractors. Pipe frame with 2 piece seat	Seat bottom	114.00
7235K	90 Series MF Tractors. Pipe frame with 2 piece seat	Seat back	75.05
7225K	MF 1100 Series Tractors. 3 piece seat	Seat bottom	81.90
7224K	MF 1100 Series Tractors. 3 piece seat	Seat back (ex-change only)	94.50
7226K	MF 1100 Series Tractors. 3 piece seat	Seat top back	38.95
7323K	MF 1105, 1135. 4 piece seat with arm rests	Seat bottom, 4 bolt, fabric	114.00
7228K	MF 1105, 1135. 4 piece seat with arm rests	Seat back, fabric	110.20
1086S	MF 2675, 2705 other late models. 2 piece seat with arm rests	*Call for pricing, many styles and prices available	
1086B	MF 2675, 2705 other late models. 2 piece seat with arm rests	*Call for pricing, many styles and prices available	

Complete MF Seats

Part #	Description	Price \$
MF103V	All 1100 series. Vinyl	CALL
MF103F	All 1100 series. Fabric	CALL

CAB/INTERIOR

Pre Cut Foam Kits

Part #	Application	Price \$
4072K	1105, 1135, 1155 CFK, 1085 Red	217.55
4073K	2705-2745 CFK, 2675, 2770, 2800	249.85

AIR CONDITIONING

Cab Blowers

Combines			
Part #	Description	Price \$	
35524	410, 510, 540, 550 W/ 3" Dia.	49.78	
35478	410, 510, 540, 550, 4850, 4860 W/ Single Shaft 3 1/2" Dia.	111.16	
35546H	8570, 8590, 8680, 8780	42.61	
35057	750, 760, 850, 860, 865, 5650, 8450, 8460 W/ Double Shaft	CALL	
Tractors			
Part #	Description	Price \$	
35057	1085, 1105, 1135, 1155, 2640, 2675, 2705, 2745, 2775, 4800, 4840, 4880	CALL	

Clutches

Combines			
Part #	Description	Price \$	
48278	540, 550, 750, 760 W/ Frigidaire 850, 860, 865, W/ Harrison A6	90.07	
48298H	850, 860, 865 W/ Harrison R4 8570,8780	96.85	
48534	5650, 8450, 8460, 8590, 8680	94.20	
Tractors			
Part #	Description	Price \$	
48275	1085,1105, 1135, 1155 W/ Frigidaire W/ 6.8" Clutch	149.71	
48534	362, 375, 383, 390, 393, 398, 399 W/ York	94.20	
47586*	302, 375, 383, 390, 393,398,399 W/Sanden	136.23	
48293	1085, 1105, 1135, 1155, 2640, 2675, 2705, 2745, 2775, 4800, 4840, 4880, W/ Frigidaire W/ 5.7"Clutch	85.95	

AIR CONDITIONING

Remanufactured Compressors

Combines

Part #	Description	Price \$
57052	540, 550, 750, 760 W/ Frigidaire 850,860, 865 W/ Harrison Type A6	168.00
57054	850, 860, 865 W/ Harrison Type R4 5650 W/ Mercedes Eng, 8570,8780	174.15
57056	410, 510, 8450, 8460, 8590, 8680 W/ York Comp	148.54
57057	750,760 W/ York Comp	CALL



Tractors

Part #	Description	Price \$
57052	1085, 1105, 1135, 1155, 2640, 2675, 2705, 2745, 2775, 4800, 4840, 4880,W/ Frigidaire	168.00
57057	362, 375, 383, 390, 393, 398, 399, W/MF Diesel W/ York Comp	CALL
58557*	362, 375, 383, 390, 393, 398, 399, 3120, 3140, 3660, 3670, 3680, 3690, 4225, 4270, 6150, 6170, 6180, 8120, 8140, 8160, 8250, 8260, 8270, 8280,W/ Sanden Comp	317.95

*New with Clutch

Expansion Valves

Combines

Part #	Description	Price \$
38606	410, 450, 540, 550, 750, 760, 850, 860, 865 W/ Flare W/ External Equalizer, 8570,8590 W/O Block Valve	21.16
38608	410, 450, 540, 550 W/ Flare W/Internal Equalizer	17.48
38733	750, 760, 850, 860, 865, W/ O-Ring Fittings	23.04

Tractors

Part #	Description	Price \$
38608	1085,1105,1135,1155,4800,4840,4880	17.48
38733	362, 375, 383, 390, 393, 398, 399, 2640, 2675, 2705, 2745, 2775	23.04
38878	3120, 3140, 3660, 3670, 3680, 3690	24.71



Filter Driers

Combines

Part #	Description	Price \$
33303	410, 510, 540, 550, 750, 760, 850, 860, 865	CALL
33365	8450, 8460	CALL
33474	8570, 8590, 8680, 8780	20.95

Tractors

Part #	Description	Price \$
33307	362, 375, 383, 390, 393, 398, 399, W/ R12 3120,3140,3660,3670,3680,3690	29.95
33313	1085,1105,1135,1155,4800,4840,4880	31.45
33319	4225,4270	29.86
33321	2640, 2675, 2705, 2745, 2475 W/ Kenmore Drier	20.22
33530	362, 375, 383, 390, 393, 398, 399, W/ R134	33.95
33538	6150, 6170, 6180, 8120, 8140, 8160, 8250, 8270, 8280	22.95



New Lower Price!

GAUGES

Temperature Gauges

Part #	Description	Price \$
881396MH	PONY 20 22 30 33 44 50 55 81 82 333 444 555 101JR-SR 102 JR-SR 6' LEAD	24.95



Tachometer Cables

Part #	Length	Description	Price \$
829487MH	48	TO30	16.99
882021MH	48	165 175 180	9.25



Oliver - M-M - White

IGNITION



Distributor Caps

Part #	MFG	Description	Price \$
DR970H	DR	A BF GB GTB JetStar JetStar3 M5 M602 M604 RTU UB UTU V Z A B 4Star 335 445 550 Cip Type	6.95
DR996H	DR	Same As Above But Screw Down Type	CALL
DR944H	DR	G704 G705 G706 G707 G708 900	9.25
DR996H	DR	M670 U32 JetStar3 W/1112642 1112671	CALL
DR998H	DR	G900 G1000	9.25
DR970H	DR	44 55 60 66 90 99 550 900	6.95
DR944H	DR	70 77 88 99 770 880 950	9.25

Tractor Tune-Up Kits

Weight is approx. 1 lb.

Kit contains vibration resistant condenser, heavy-duty point set and rotor sealed in a clear package for factory service.



Part #	Description	Price \$
TK101H	All tractors equipped w/Delco Remy Systems except those listed below	CALL
TK222H	302, G900, G1000, M670, Jet Star 3, 4, 5	10.95
TK101H	All tractors equipped w/Delco Remy Systems except those listed below	CALL
TK222H	Fits 1600 and 1800	10.95
AR12014H	Mag Cletrac G, GG, HG, Hart-Parr 12-24, 18-28, 18-36, 28-44, RC6, 70, 70HC - Points	14.85
AR12013H	Mag Cletrac G, GG, HG, Hart-Parr 12-24, 18-28, 18-28, 18-36, 28-44, RC6, 70, 70HC - Condenser	9.25

Ignitor

Weight is approx. 1 lb.



A Breakerless Ignition System. Solid-State Electronic.

Many models available, if you don't see your application give us a call!

6 & 12 volt Positive Ground Ignitors available on select models.

30 Month Warranty.

Part #	Models	Ground	MFR	MFR #	Price \$
1142	4 CYL	12V NEG	DELCO W/CLIPS		95.30
1142P6		6V POS	DELCO W/CLIPS		105.13
1142P12		12V POS	DELCO W/CLIPS		105.13
1145A	G900, 1000, JET STAR 3	12V NEG	DELCO 4 CYL W/ SCREWS		85.65
1145AP12	4 Star, 4 Star Super, 5 Star, M670, U-302	12V POS	Delco 4 Cyl W/Screws	1112684, 1112642	95.48
1146A	M670, U-302	12V NEG	Delco 4 Cyl W/Screw	1112660 (CCW)	85.65
1163A	G704, G1000, G1350	12V NEG	Delco 6 Cyl W/Screws	1112662, 1112684, 1112594	85.65
1163AP12		12V POS	Delco 6 Cyl W/Screws		95.48
1166	6 CYL	12V NEG	Delco W/Clips		CALL
1166P6	6 CYL	6V POS	Delco W/Clips		102.06
1166P12	6 CYL	12V POS	Delco W/Clips		102.06
1541	4 CYL	12V NEG	Autolite/Prestolite	IAD-6003	85.65
1542	4 CYL	12V NEG	Autolite/Prestolite	IBT-4702 (CCW)	85.65
1545	4 CYL	12V NEG	Autolite/Prestolite	IGW-4139, 4303	85.65
1561	6 CYL	12V NEG	Autolite/Prestolite	IAD-4039, 6013	85.65
1142	4 CYL	12V NEG	Delco W/Clips		95.30
1142P6		6V POS	Delco W/Clips		105.13
1142P12		12V POS	Delco W/Clips		105.13
1166	6 CYL	12V NEG	Delco W/Clips		CALL
1166P6		6V POS	Delco W/Clips		102.06
1166P12		12V POS	Delco W/Clips		102.06
1146A	4 CYL	12V NEG	Delco W/Clips (CCW)		85.65
1163A	1600, 1800	12V NEG	Delco 6 Cyl W/Screws	1112632	85.65
HO161A	6 CYL	12V NEG	Holley		160.82
ML161	6 CYL	12V NEG	Mallory		85.65
1361A	6 CYL	12V NEG	Chrysler		85.65
1541	4 CYL	12V NEG	Autolite/Prestolite	IAD SERIES	85.65
1545	4 CYL	12V NEG	Autolite/Prestolite	IGW SERIES	85.65

Quality Champion Spark Plugs

Gas 14MM Heads

Part #	Description	Price \$
L90C	1250	1.59
44XLS	16, 001, 650, 165, 517, 500, 000.00	1.59
N11YC	18, 501, 855.00	1.95
W10	R, Z, BF, BG, 335, 445, G, U, w/7/8" Heads	1.59

Gas 18MM Heads

Part #	Description	Price \$
D21	Jet Star G, U, Z	2.35
UD16	M5, M504, M602, M604, M670, G900, G950, G1000, G1050	2.15
UD16	U302, G704, G705, 335, 445	2.15



LPG

Part #	Description	Price \$
D14	Jet Star Series 335, 445, M5, M504, M602, M604, U302, G704, G705	2.15

Custom Fit Spark Plug Wire Sets

Part #	Description	Price \$
225084H	Super 55, 60, 66, Super 66, 550, 660	17.95

Voltage Regulators



Part #	Fits Models	Volts	Price \$
13911	U, R, Z	6	30.95
13909	ZA, GB	6	32.85
13913	M602, M670G	12	29.95
13960	G705, 706, 707, 708	12	61.77
13702	G900, 950, 1000, 1050, 1350	12	15.95
13960	Jet Star	12	61.77
13913	M5, M504, M602, M604, M670, Rand V Series	12	29.95
13909	66, 77, 88	6	32.85
13913	66D, 77D, 88D	12	29.95
13915	770, 880, 1600, 1800, 1900	12	30.95

Keys

Oliver

Part #	Application	Wt.	Price \$
303106306H		1 lbs.	1.99
72162639H	1550 up	1 lbs.	3.95

Lights

Headlights

Part #	Application	Description	Price \$
6942ABH6V	MM: R U Z	5-3/4" CURVED LENS Replaces KY1360	75.95
6942ABH12V	OLIVER: 66 77 88 Spr 55 - 99	Replaces 10A3750	75.95



09897ABH6V

Part #	Application	Description	Price \$
09897ABH6V	MM: GB GTB GVI 3Star JetStar4, 5Star 335 M5 M602 U Z	Combo Red Dot - 6V	99.95
09897ABH12V	OLIVER: 66 77 88 99, Super 55 Thru Super 99	Same as Above - 12V	99.95

Oliver - M-M - White

ALTERNATORS/GENERATORS

High Quality New Generators and Alternators

New Quality at remanufactured price

- No Core to Worry about!



Minneapolis Moline

Part #	Application	System	Price \$
7111LN	G1000,G900, Jet Star 3, M670, U302	Delco	121.95

Oliver

Part #	Application	System	Price \$
7111LN	550, 770, 1550, 1555, 1650, 1655, 1750, 1755, 1850, 1855, 1950, 1955, 1755, 1950, 1955	Delco	121.95

White

Part #	Application	System	Price \$
7853LN	15SI 105 AMP alternator, internal regulator 3 wire 80,100, 120, 125, 140, 145, 6124, 6125, 6144, 6125, 6175, 6195, 6215, 6425	Delco	137.39

Rebuilt Generators

All generators are completely rebuilt with all worn parts replaced with new. We suggest when putting on a new generator to also install a new voltage regulator in order to achieve maximum efficiency from your generator.

Minneapolis Moline

Part #	Model	OEM #	Volts	Year	Price \$
10159L	GTA, GTB, RT, UTS, UTU, Z, A	1101398	6	44-52	170.91
10165L	GTB, GTC, GTD, UB & UT series, B series	1101783	12	53-56	166.64
10240L	GB, GBD, GVI, UNI, 335, 445, GB, GBD, GVI, UNI, 335, 445, 550, M602, M670, Jet Star 3, 4 Star, 5 Star, M5	1100332	12	55-65	166.65
10240L	M5, GDZ6001, GDW6001	1100332	12	60-62	166.65
9936L	335	1100047	6	1957	166.64
10240L	G704, G705, G706, G900, G707, G708, LPG, U302, Jet Star 3, gas	1100441	12	62-65	166.65
9092L	G704, G705, G706, G900, G707, G708, diesel	1100439	12	62-65	166.64

Oliver

Part #	Model	OEM #	Volts	Year	Price \$
10175L	60	1101357	6	41-47	166.65
10246L	70	1101385	6	35-48	166.65
10157L	66, 77, 88, 99, gas	1100504	6	48-57	166.64
9936L	66, 77, 88, 99 gas	1100047	6	49-56	166.64
9936L	Super 66, 77, 88 gas	1100047	6	57-59	166.64
10240L	77, 88, 880, 950, gas & diesel, 99, 99D	1100332	12	54-59	166.65
9074L	550 Gas	1100419	12	65-69	166.64
9074L	550 Diesel	1100419	12	65-69	166.64
7122L	770 Gas	1100805	12	67-68	67.08
7111L	770 Diesel	1100720	12	65&69	67.08
7111L	1850 Gas&LP, Diesel, 1950 Diesel, 1650 Gas&LP, Diesel, 550, 770 Gas	1100720	12	65	67.08
7122L	1850, 1855 Gas & Diesel, 1950, 1950T, 1955, 1650, 1655, 1750, 1755 Gas & Diesel, 1550 Gas&LP, Diesel, 770 Diesel	1100805	12	67-69	67.08

STARTERS

New Starters

Part #	Case	System	Price \$
6573LN	60,80,100, 120, 125,140,145	Delco	172.95
6393LN	85, 160, 185, 2-135, 2-155	Delco	CALL
3339LN	2-135, 2-150, 2-155 78-86, 2-180 78-86, 4-150 75-77, 4-180, 4-210, 4-255 82-86, 4-270 82-86	Delco	429.95
6371LN	160 88-90,170 91-92, 185 88-90, 195 91-92, 2-135 87-88, 2-155 87-88, 2-180 87-91, 4-255 87-91, 4-270 87-91	Delco	326.95

STARTERS

Starter Solenoid

Part #	Application	Price \$
71003	Super 55, 66 w/1107682 Str.	16.95
71003	Super 77, 88 Gasoline LPG w/1107682	16.95
7951	Super 77, 88 Diesel w/1113075, 88	24.95
71003	500, 550, 770, 800 Gas & Diesel w/1107682 Str.	16.95
7975	500, 550, 770, 800 Gas w/1108431 Str.	19.35
7975	500, 550, 770, 800 Diesel w/1107539 Str.	19.35
7951	500, 550, 770, 800 Diesel	24.95
71003	500, 550, 770, 800 950W All exc. Diesel	16.95
7975	1255, 1265, 1355, 1365, 1550, 1555 Gas & LPG w/1108431 Str.	19.35
7951	1255, 1265, 1355, 1365, 1550, 1555 Diesel	24.95
71003	1600, 1800 All exc. Diesel	16.95
7951	1600, 1800 Diesel	24.95
7951	1600, 1650, 1655, 1700, 1750, 1755, 1800, 1850, 1855, 1900 w/ Gen	24.95
7975	1650, 1655, 1750, 1755 Gas & LP w/1108431 Str.	19.35
7951	1650, 1655, 1750, 1755 2/1113088, 98, 139, 656 Str.	24.95
71003	1850, 1855 Gas & LPG w/1107682 Str.	16.95
7975	1850, 1855 Gas & LPG w/1108431 tr/	19.35
7951	1850, 1855 Diesel w/1113088, 98, 139, 656 Str.	24.95
7951	1900, 1950, T, 1955, T	24.95

Rebuilt Starters & New Drives

Our starters are completely disassembled, cleaned and all worn parts replaced with new. Every rebuilt starter comes with a 6 month warranty

NO HASSLE CORE POLICY!

When you receive your starter, just box up the core with a copy of the invoice. We will send a UPS call tag. Put the tag on the box and drop it off at a UPS location or give to a UPS driver. *No credit given on broken or welded cores.*

White

Part #	Model	OEM #	Volts	Price \$	Drive #	Price \$
3339L	2-135, 2-150, 2-155, 2-180, 4-150	1114754, 1114825, 1114827, 1114828, 1114882, 1114888, 1114986, 1993703, 1114141, 1114156, 1114167, 1114169	12	274.22	4489	27.68
3367L	2-70, 2-85, 2-88, 2-105, 2-110	1113402, 1113650, 1113656, 1113672, 12301389	12	CALL		
6371L	2-135, 2-155, 2-180	10461050, 10461414, 10478992, 1990362, 1990370, 1990379, 1990399, 1990403, 1990425	12	316.41		

Oliver

Part #	Model	OEM #	Volts	Price \$	Drive #	Price \$
4929L	70 gas		6	102.84	4489	27.68
4156L	1600, 1650, 1750, 1800, 1850, 550, 770, 880 Gas	1107358, 1107682, 1109380	12	166.64	4289	16.34
3726L	1550, 1555, 1650, 1655, 1750, 1755, 1855 (30 MT)	1113139	12	316.41		
3865L	770 Diesel, 880, 1350 Diesel, 1550 Diesel, 1600, 1650 Diesel, 1850D, 1800 Diesel	1113088, 1113098, 1113165	12	272.60	4279	27.95

Oliver - M-M - White

CHASSIS

Battery Boxes

Part #	Application	Price \$
108016H	1550 1555 1650 1655 1750 1800 1850 1900 2-70	CALL

Emblems



Part #	Description	Price \$
OL66	3 COLOR BRASS FRONT - 66, 77, 88 1949 TO 1950	41.33
OL44	2 COLOR BRASS FRONT - ALL SUPERS 44-99 1950 TO 1959	41.33
101434AH*	SHIFT PATTERN 66 77 88 SUPER 66 77 88 660 770, 800 TO SN 73638	12.50
101430AB*	OLIVER BLACK FRONT EMBLEM - 550, 770, 880, 950, 990, 995	168.95
101430AR	OLIVER RED FRONT EMBLEM - 550, 770, 880, 950, 990, 995	168.95

Decal Sets

Part #	Model	Price \$
MM5STAR	5 Star	23.95
MMGV1B	GV1 Black	CALL
MMGV1R	GV1 Red	CALL
MMM5B	M5 Black	23.95
MMM5R	M5 Red	23.95
MMMS4Star	Super 4 Star	CALL

Minneapolis Moline

Steering Wheels

Minneapolis Moline



Part #	Description	Price \$
OEM10A8502H	17 5/8" Diameter - G, GB, GTA, GTB, R, RTI, U, UB, Z, ZB	49.95
OEM10A23441H	15" Diameter - G900, G955, G1000, G1050, G1350, G1355, U302, Jet Star 3, Jet Star 3 Super, M670 Super	59.95
OEM10A14456H	17 3/4" Diameter - Keyed - GVI, G705, G706, G707, G708, M5, M504, M602, M604, M670, Jet Star 3, 4 Star, 4 Star Super	94.95

Oliver



Part #	Description	Price \$
OEMHA767H	16" Diameter - 60	46.95
OEMHA767CH	18" Diameter Keyed - Super 55, 550, 660, Late 70 (243686 up), 77, 770, Late 80, 88, 880, Super 77, Super 88, 1550RC, 1555RC, 1600, 1650 and 1800 w/ Manual Steering	49.95
OEMH767CH	16" Diameter with Covered Spokes - Late 60, Early 66	48.95
OEMB767AH	17-5/8" Diameter Keyed - Early 70	49.95
OEM159082AH	15" diameter 40 spline hub 11/16" shaft - 1550 1555 1650	49.95
OEM303051951H	15 3/4" diameter 13/16" shaft 36 spline - 1550 1555 1650, 1655 1750 1755 1800 1855 1865 1950T 1955 2050 2150 2255, White 2-70 2-85 2-105 2-110 2-135 2-155 2-180 4-150 4-180 4-210	59.95

Steering Wheel Caps

Minneapolis Moline

Part #	Description	Price \$
10A22902H	Cap with O-ring - Jet Star, Jet Star 3, Jet Star 3 Super, 4 Star, 4 Star Super, 5 Star, M5, M504, M602M604, G705 G706 GVIvi G707 G708 G1000 G1050 G1350 G1355 U302 M670	48.95



Oliver

Part #	Description	Price \$
101431AAH	550, 660, 770, 880, 990, 1550, 1600, 1650, 1750, 1800, 1850, 1900, 1950, 2050, 2150 - Black	49.95
101431AH	Same as above - White	59.95
101432AAH	Same as above - Power Steering Black	59.95
101432AH	Same as above - White	59.95
1E1082H	Super 55, 60, 66, Super 66, 77, Super 77, 88, Super 88, 70, 80	17.95



Seats

Part #	Application	Description	Price \$
7314K	660, 770, 880, 990, 1500, 1600, 1700, 1800, 1900. 2 piece set	Seat bottom, hinges on front of seat	114.00
7315K	660, 770, 880, 990, 1500, 1600, 1700, 1800, 1900. 2 piece set	Seat back, curved	75.08
OW1850S	1550, 1555, 1650, 1655, 1750, 1755, 1850, 1855, 1950, 1955, 2050, 2055, 2150, 2155, 2-85, 2-105, 2-110, 2-135, 2-150, 2-155, 2-180	*Call for pricing, many styles and prices available	
OW1850B	Same As Above	*Call for pricing, many styles and prices available	

Complete Oliver Seats



Part #	Description	Price \$
7244K	All 50, 55 series. Whites 2-85 thru 2-180. Vinyl	297.00
7300K	Same as above. Fabric	286.40

7244K

Rubber Torsion Seat Springs

Part #	Description	Price \$
ES1854H	OLIVER 55, Super 55 SN 18135 up	62.87
K1854H	OLIVER 66,77,88	43.95
K1854AH	OLIVER, Super 66,77,88, 660, 770,880	41.95



Seat Bushing Kit

Part #	Description	Price \$
OL66950SBK	Oliver 66 to 950 seat bushing kit	CALL



SAFETY

Durable Extendable Mirrors

- 6" x 10" wide angle convex head
- Extendable to 36"
- Collapsible bracket eliminates mirror breakage

Part #	Description	Price \$
3129K	AGCO WHITE 6100-6200 SERIES	161.50

Oliver - M-M - White

CAB/INTERIOR

Pre Cut Foam Kits

Part #	Application	Price \$
4078K	2-85, 2-105, Late 78-82	228.00
4078K	2-85, 2-105, Early 75-78	228.00
4077K	2-135, 2-155	396.15
4106K	Series III 2-88 2-110 2-135 2-155 Gray	426.40
4080K	Series III 2-88 2-110 2-135 2-155 Red	426.60

Floor Mats

Part #	Description	Price \$
4326K	2-85, 2-105	85.50
4325K	2-135, 2-155	85.50
4327K	4-150, 4-180	113.40

Air Conditioning

Cab Blowers

Combines

Part #	Description	Price \$
35057	7600, 8600, 8700, 8800, 8900, 9700, 9720	CALL

Tractors

Part #	Description	Price \$
35057	100, 120, 125, 140, 145, 160, 170, 185, 195, 2-105, 2-110, 2-135, 2-150, 2-155, 2-180, 4-180, 4-210, 4-225, 4-270, 1755, 1855, 1870, 1955, 2255, 2270 W/ 3/8" Shafts. Olivers W/ 3/8" Dbl Shaft - 3 Speed	CALL
35511	4-180, 4-210, 4-225, 4-270, 1755, 1855, 1870, 1955, 2255, 2270 W/ 5/16" Shafts	45.25
35501	Olivers W/ 5/16" Dbl Shaft - 3 Speed	50.14



Clutches

Combines

Part #	New/ Re	Description	Price \$
48534	R	7600, 8600, 8700, 8800, 8900, 9700, 9720, W/ York W/ 7" Clutch	94.20
47963	N	8600, 8700, 8800, 8900 W/ Yolk W/ 6 3/4" & 5/8" Belt	CALL
47985	N	8600, 9700, 8800, 8900 W/ Yolk W/ 6 3/4" & 7/8" Belt	CALL
47551	N	7600 W/ York W/ 6" Clutch	148.65

Tractors

Part #	New/ Re	Description	Price \$
47586	N	100, 120, 125, 140, 145, 160, 170, 185, 195, 2-105, 2-110, 2-135, 2-150, 2-155, 2-180, 4-180, 4-210, 4-225, 4-270, 6105, 6125, 6144, 6145, 6195, 6215 W/ Sanden Olivers W/ Sanden	136.23
47551	N	2-105, 2-110, 2-135, 2-150, 2-155, 2-180, 4-180, 4-210, 4-225, 4-270, 1755, 1855, 1870, 1955, 2255, 2270, W/ York	148.65
48293	R	Olivers W/ Frigidaire	85.95
48531	R	Olivers W/ York or Tecumseh	84.35



Filter Driers

New Lower Price!

Part #	Description	Price \$
33317	Oliver - All Models	12.95

Combines

Part #	Description	Price \$
33395	7600, 8600, 8700, 8800, 8900	59.25
33333	9700, 9720	33.25

Tractors

Part #	Description	Price \$
33309H	2-105, 2-110, 2-135, 2-150, 2-155, 2-180 Late	55.51
33313	2-105, 2-110, 2-135, 2-150, 2-155, 2-180 Early Models, 4-180, 4-210, 4-225, 4-270	31.45
33321	1755, 1855, 1870, 1955, 2255, 2270	20.22
33333	100, 120, 125, 140, 145, 160, 170, 185, 195	33.25
33542	6055, 6085, 6095, 6105, 6125, 6144, 6145, 6195, 6215	19.35



Air Conditioning Compressors

Part #	Description	Price \$
57052	Olivers W/ Frigidaire	168.00
58035*	Olivers W/ Sanden	CALL
57056	Olivers W/ York	148.54
57061	Olivers W/ Tecumseh	154.57

*New with clutch

Combines

Part #	Description	Price \$
57056	7600, 8600, 8700, 8800, 8900, 9700, 9720	148.54

Tractors

Part #	Description	Price \$
57046	100, 120, 125, 140, 145, 160, 170, 185, 195, 2-105, 2-110, 2-135, 2-150, 2-155, 2-180, 4-180, 4-210, 4-225, 4-270, 6105, 6125, 6144, 6145, 6195, 6215 W/Sanden	177.95
57056	2-105, 2-110, 2-135, 2-150, 2-155, 2-180, 4-180, 4-210, 4-225, 4-270, 1755, 1855, 1870, 1955, 2255, 2270, W/ York	148.54



New Lower Price!

Expansion Valves

Part #	Description	Price \$
38606	Oliver Models W/ External Equalizer	21.16
38727	Oliver Models W/ Internal Equalizer	CALL
38606	7600, 8600, 8700, 8800, 8900 W/ Female Equalizer Nut	21.16
38727	8600, 8700, 8800, 8900, 9700, 9720 W/ Internal Equalizer	CALL
38873	7600, 8600, 8700, 8800, 8900 W/ Male Equalizer Nut	21.81

Tractors

Part #	Description	Price \$
38727	4-180, 4-210, 4-225, 4-270 W/ Internal Equalizer	CALL
38722	1755, 1855, 1870, 1955, 2255, 2270	18.95
38873	4-180, 4-210, 4-225, 4-270 W/ External Equalizer	21.81
38874	2-105, 2-110, 2-135, 2-150, 2-155, 2-180 W/O Block Valve	36.95
38878	2-105, 2-110, 2-135, 2-150, 2-155, 2-180 W/ Block Valve, 100, 120, 125, 140, 145, 160, 170, 185, 190, 6055, 6085, 6095	24.71



GAUGES

Amp Gauges

Part #	Description	Price \$
303485560H	G, R, U, Z SERIES	18.95
1HA7353H	SUPER 44 SUPER 55 66 77 88 440 660	18.95



Oil Gauges

Part #	Description	Price \$
303485471H	G R U Z 400 445 500 600 & JET STAR	18.95
1HA344AH	SUPER 44 SUPER 55 66 77 88	18.95



Temp Gauges

Part #	Description	Price \$
10A2229H	G R U Z JET STAR 445 500 600 42" LEAD	24.95
1K528EH	SUPER 44 55 66 77 88 440 660	24.95



Miscellaneous Air Conditioning

Cab Blowers

Heston Swat/Wind

Part #	Description	Price \$
35501	All - W/ 5/16" Shaft	50.14
35057	All - W/ 3/8" Shaft	CALL

Heston Tractors

Part #	Description	Price \$
35501	All - W/ 5/16" Shaft	50.14
35057	All - W/ 3/8" Shaft	CALL

Hiniker

Part #	Description	Price \$
35057	All Models	CALL

New Idea

Part #	Description	Price \$
35057	All W/ 3/8" Dbl Shaft - 3 Speed	CALL
35501	All W/ 5/16 Dbl Shaft - 3 Speed	50.14

Steiger

Part #	Description	Price \$
35057	Bobcat, Cougar, Panther W/ 3/8" Shft	CALL
35501	Bobcat, Cougar, Panther W/ 5115" Shft	50.14

Versatile Swathers

Part #	Description	Price \$
35546H	All Models W/ Kysor A/C	42.61

Versatile Tractors

Part #	Description	Price \$
35594	500, 555, 700, 750, 800, 825, 835, 850, 855, 875, 876, 900, 935, 950, 975, 1150, 1153 W/3/8" Shafts - 3 Speed	72.95
35510	256, 276, 1150, 1153 W/ 5/16" Shafts	CALL

New Lower Price!

Clutches

Heston Swat/Wind

Part #	New/Re	Description	Price \$
47586	N	All - W/Sanden Comp	136.23
47551	N	All - W/York W/6" Dia Clutch	148.65
48534	R	All - W/York W/7" Dia Clutch	94.20

Heston Tractors

Part #	New/Re	Description	Price \$
47586	N	All - W/Sanden Com P	136.23
47551	N	All - W/Tecumseh Or York	148.65

Hiniker

Part #	New/Re	Description	Price \$
48284H	R	All - W/O Perkins W/ Frigidare	CALL
47586	N	All - W/O Perkins W/ Sanden	136.23
47551	N	All - W/O Perkins W/ York 6"	148.65
48534	R	All - W/O Perkins W/York 7"	94.20
47998	N	All - W/ Perkins W/ Sanden	CALL

New Idea

Part #	New/Re	Description	Price \$
48293	R	800C,802C,803C,839,882 W/ Frigidare	85.95
48531	R	800C, 802C, 803C, 839, 882 W/ York or Tecumseh	84.35
47586	N	800C, 802C, 803C, 839, 882 W/ Sanden	136.23

Steiger

Part #	New/Re	Description	Price \$
47586	N	Bobcat, Cougar, Panther, 1000, Powershift W/Sanden	136.23
48531	R	Bobcat, Cougar, Panther W/ York, Tecumseh W/ 6" Clutch	84.35
48534	R	Bobcat, Cougar, Panther W/ York, Tecumseh W/ 7" Clutch	94.20



Clutches

Versatile Swathers

Part #	New/Re	Description	Price \$
47586	N	All Models W/ Kysor or Sanden	136.23

Versatile Tractors

Part #	New/Re	Description	Price \$
47586	N	955, 875, 876, 900, 935, 950, 975, 1150, 1153 W/ Sanden	136.23
47971	N	700, 750, 800, 825 835, 850 W/ York	CALL
47968	N	855, 875, 876, 900, 935, 950, 975 W/ York	CALL
47999	N	700, 750 W/ Sanden	CALL

Compressors

Heston Tractors

Part #	New/Re	Description	Price \$
57083	R	All - W/Sanden - Flare Fittings	184.95
57046	R	All - W/Sanden - Tube O-Ring	177.95
57061	R	All - W/Tecumseh	154.57
57056	R	All - W/York	148.54

New Lower Price!

New Lower Price!

Heston Swat/Wind

Part #	New/Re	Description	Price \$
57056	R	All - W/York Comp	148.54
57081	R	All - W/Sanden Comp	203.48

Hiniker

Part #	New/Re	Description	Price \$
57052	R	All - W/O Perkins W/ Frigidare	168.00
57083	R	All - W/O Perkins W/Sanden	184.95
57056	R	All - W/O Perkins W/ York	148.54
58034	N W/C	All - W/ Perkins W/ Sanden	CALL

New Lower Price!

New Idea

Part #	New/Re	Description	Price \$
57052	R	800C, 802C, 803C, 839, 882 W/ Frigida	168.00
57056	R	800C, 802C, 803C, 839, 882 W/ York	148.54
57061	R	800C, 802C, 803C, 839, 882 W/ Tecumseh	154.57
58035	N W/C	800C, 802C, 803C, 839, 882 W/ Sanden	CALL

Steiger

Part #	New/Re	Description	Price \$
58035	N W/C	Bobcat, Cougar, Panther W/ Sanden W/ Flare Fittings	CALL
58554	N W/C	Bobcat, Cougar, Panther W/ Sanden W/ Tube 'O' Fittings	CALL
57061	R	Bobcat, Cougar, Panther W/ Tecumseh	154.57
57056	R	Bobcat, Cougar, Panther W/ York	148.54
58551	N W/C	1000 and Powershift	CALL

Versatile Swathers

Part #	New/Re	Description	Price \$
57046	R	All Models W/Kysor or Sanden	177.95

New Lower Price!

Versatile Tractors

Part #	New/Re	Description	Price \$
57056	R	700, 750, 800, 825 835, 850, 855, 875, 876, 900, 935, 950, 975 W/ York	148.54
58559	N W/C	256, 276, 500, 555 W/ Sanden	CALL
58034	N W/C	700, 750 W/ Sanden	CALL
58035		855, 875, 876, 900, 935, 950, 975, 1150, 1153 W/ Sanden	CALL



ELECTRICAL/CAB

Miscellaneous Air Conditioning

Expansion Valves

Heston Swat/Wind

6200, 6400, 6600, 8200 Series

Part #	Description	Price \$
38723	-W/ External Equalizer	CALL
38722	-W/ Internal Equalizer	18.95
38878	-W/ Block Type	24.71

Hiniker

Part #	Description	Price \$
38608	All - Internally Equalized	17.48
38606	All - External Eq W/ Flare Fittings	21.16
38733	All - External Eq W/ O-Ring Fittings	23.04

New Idea

Part #	Description	Price \$
38606	800C, 802C, 803C, 839, 882 W/ External Equalizer	21.16
38727	800C, 802c, 803C, 839, 882 W/ Internal Equalizer	CALL

Steiger

Part #	Description	Price \$
38727	Bobcat, Cougar, Panther	CALL
38878	1000 And Powershift	24.71

Versatile Swathers

Part #	Description	Price \$
38878	All Models W/ Kysor A/C	24.71

Versatile Tractors

Part #	Description	Price \$
38727	800, 825, 835, 850, 900, 935, 950, 975 W/ Internal Equalizer	CALL
38872	256, 276	20.22
38878	1150, 1153 W/ Block Valve	24.71
38725	500, 555, 700, 750, 800, 825, 835, 850, 855, 875, 876, 900, 935, 950, 975 W/ External Equalizer	18.19



Thermal Limiter Fuse

Heston

Part #	Description	Price \$
35759	for JD Air Conditioners Replaces JD #AR77344 (Sold in quantities of 5)	3.50

Year A-Round-Cabs

Cab Blowers

Part #	Description	Price \$
35501	Pressurizer Unit W/ 5/16" Shafts 12V	50.14

Avg. Weights: Compressors = 23 Lbs.

Clutches = 10 Lbs.

Filter Driers = 4 Lbs. Expansion Valves = 2 Lbs.

Cab Blowers = 7 Lbs.

*N = New R = Reman W/C = With Clutch

*w/o block Valve

Filter Driers

Heston Swat/Wind

Part #	Description	Price \$
33520	6200, 6400, 6600, 8200 Series	CALL
33363	Tracker 90 Series	25.00

New Lower Price!

Heston Tractors

Part #	Description	Price \$
33313	70-90, 70-90DT, 80-90, 80-90DT, 130-90, 130-90DT, 140-90, 140-90DT Series	31.45
33520	8200 Fiat-Aqi Series	CALL

Hiniker

Part #	Description	Price \$
33395	All Models	59.25

New Idea

Part #	Description	Price \$
33317	800C, 802C, 803C, 839, 882	12.95

Steiger

Part #	Description	Price \$
33304	Bobcat, Cougar, Panther, 1000	29.95
33258	1000 And Powershift W/ Flare	CALL
33317	1000 And Powershift W/ O-Rings	12.95

New Lower Price!

New Lower Price!

Versatile Swathers

Part #	Description	Price \$
33320	All Models W/ Kysor or Sanden	21.38

Versatile Tractors

Part #	Description	Price \$
33349	500, 555, 700, 750, 900, 825, 835, 850, 855, 875, 876, 900, 935, 950, 977 W/ 4" Dia.	CALL
33471	256, 276	27.97
33495	800, 825, 835, 850 W/ 2 1/2" Dia.	CALL



Don't See It In
Our Catalog?
Give Us A Call
And We Will
Try And Locate
It For You!
We Can Search
For Used Parts
As Well!

Universal IGNITION

Pertronix Distributors

Delco



Part #	CYLS	APPLICATION	Price \$
D4105A	4	1110306 1110402 1110420,23 1111310, 1111356 111428 1111432 1111576 1111712, 1111716,17 1112604 1112637,73 1112789	224.33
D6106A	6	1110021 1110060 1110305 1111429 1111620, 1111728 1111895 1111913 1112508 1112552, 1112567 1112628 1112672	224.17

Prestolite

Part #	CYLS	APPLICATION	Price \$
D4105A	4	IAD4029,A IAD6003-2H IAD6004-1E, IBT4101H IBT4105B IBT4705 IBT4706, IDJ4008 IDJ4012 IGC6004-1 IGW4139,C, IGW6581B	224.33
D6106A	6	IAD4033 IAD6002-1F IAD6006-1 IBT6501D, IBT6702,03 IDJ4013,14 IGB4304B IGC4722	224.17

Flame Thrower Coil

- Maximizes energy and reliability over the full RPM range
- 40,000 available volts
- Enables larger plug gaps for greater fuel efficiency, more power
- Delivers an average of 15% more Spark Energy and Voltage
- Fits existing brackets
- 1.5 OHM is Lower Resistance Coil (better performance)



Part #	Wt	Description	Price \$
40001	1	Chrome (oil filled)	39.00
40011	1	Black (oil filled)	34.72
40111	1	Black (epoxy filled)	42.50
40511	1	Black oil (3 ohm)	34.72
40501	1	Chrome oil (3 ohm)	39.00

SPARK PLUG WIRE SETS

Waterproof Neoprene *Weights approx. 1 lb.*

Universal Spark Plug Wire Kits
Wire Kits
Pre Crimped end with Boots
2, 4 or 6 Cylinder Models



Part #	Boots	Price \$
BPC2S	2 cyl	11.95
BPC4S	4 cyl	12.49
BPC4SA	4 cyl angled	12.49
BPC6S	6 cyl	14.88
BPC6SA	6 cyl angled	14.88

Ignition Coils



Universal Type Fits most tractors

Part #	Volt	Weight	Price \$
C809H	6	1 lbs.	24.95
C837H	12	1 lbs.	22.95

Circuit Breakers with Bracket

Made in USA!



Part #	Description	Price \$
CBR8	Universal 8 Amp	CALL
CBR15	Universal 15 Amp	5.95
CBR30	Universal 30 Amp	CALL
CBR40	Universal 40 Amp	6.60

Digital Voltmeter

Part #	Price \$
W2974	10.95

In-Dash Fuse Holder

Fits Many Applications!



Part #	Price \$
376852RH	8.75

Allis D10-220, Case 200B-1470
IH Cub – 1586 (Includes Hydros), JD 50 – 730 Diesel, MF 135 – 180, MM GB, GTB, GVI, M5, M602, M670, R, U, UB, Z, ZB

Resistor



Reduces voltage from 12V to 6

Part #	Volt	Weight	Price \$
AR17	12V TO 6V	1 lbs.	4.95

Battery Cables

Ground Strap



Part #	Length	Price \$
6306	6.5	6.30
6309	9	6.99
6311	11	7.41
6313	13 1/2	8.25
6316	16 1/2	8.75
6319	19	9.39
6323	24	7.20
6327	27	7.40



Part #	Length	Price \$
6212	12	8.20
6219	19	9.45
6224	24	10.20
6236	36	19.45

Battery Cable

Part #	Length	Price \$
6110	10	9.06
6114	14	10.02
6117	17	10.75
6119	19	11.15
6124	24	12.20
6127	27	13.30
6131	31	14.21
6138	38	15.95
6142	42	17.25
6148	48	18.58
6153	53	20.57
6158	58	21.40
6165	65	23.85
6172	72	23.40



Universal IGNITION

Regulators For Delco External Alternator

Part #	Description	Price \$
13701	12 Volt Negative Ground, Light Equipped	23.95
VR13702	12 Volt Negative Ground with Amp Gauge	30.22



2 Position On-Off Switch

Part #	Price \$
160303	7.25

Heavy Duty 2 Position Toggle Switch

Part #	Price \$
160304	5.95

Ignition Switch

Part #	Price \$
300557RH	37.99



LIGHTS

Agricultural Warning Lights

Part #	Price \$
399AK	159.95
V555	58.95



Amber Strobe Light

Part #	Price \$
AMBERSTROBE	46.39



Battery Powered Flashing Light

Part #	Description	Price \$
HF18AHD	Amber	19.95
HF18AMB	Amber With Adjustable Base	19.95
MF18AMR	Red	CALL



Light Components

Part #	Application	LIGHT PARTS	Price \$
350HL	350478RH AF-3817RH6V & 12V	Lens	13.95
350HR	4-3/4"	Headlight Ring	13.95
350RE		Reflector	9.25
357OSH6B		6V Bulb	2.95
1156		12V Bulb	1.05
350HG		Gasket	3.95
53527DH		Original Teardrop Light Gasket	3.85
357HL	357884RH6V & 12V	Lens	13.95
357HR	4-5/8"	Headlight Ring	13.95
357RE		Reflector	9.25
357OSH6B		6V Bulb	2.99
1156		12V Bulb	1.05
357HG		Gasket	3.95
357RE		Reflector	9.25
357HR		Headlight Ring	13.95
358890RH6V*	357885RH6V	Sealed Beam For Original & 357885RH6v	53.95
358890RH12V*	357885RH12V	Sealed Beam For Original & 357885R126v	53.95

New Lights!

Rectangular Halogen Lights

- Heavy Duty Lamps with either 3x5 or 4x6 lens
- Features an H3 55 watt Halogen Replaceable Bulb
- Polycarbonate Housing with Black Mounting Bracket



504HF



503HF

Part #	Size	Description	Price \$
503HF	3X5	Flood	16.95
503HT	3X5	Trapezoid	16.95
504HF	4X6	Flood	18.95
504HT	4X6	Trapezoid	18.95

Replacement Bulbs

Part #	Description	Price \$
VH550	Replacement Rectangular Halogen Lights Above	3.98

Round Lights

Incandescent

- Rubber Molded Housing
- Universal 5/16" Mounting Stud on an Adjustable Bracket
- 10" Lead Wires exit through back of Housing



V507

Part #	Description	Price \$
V507	TRAPEZOID	14.95
V507F	FLOOD	23.95

Replacement Bulbs

Part #	Description	Price \$
4411	Replacement for # V507	9.95
4406	Replacement for # V507F	12.55

Halogen

- Slim Polycarbonate Housing only 2" Deep
- Replaceable H3 Bulb
- Hardened Glass Lens
- Adjustable Mounting Bracket



V408

Part #	Description	Price \$
V408	TRAPEZOID	14.95

Replacement Bulbs

Part #	Description	Price \$
VH550	Replacement for V408	3.98

LED Worklight

- Polycarbonate Lens
- Aluminum Black Pared Housing
- Adjustable High Impact Plastic Visor
- 18 watt



WL6P1

Part #	Description	Price \$
WL6P1	6-LED Work Light	78.95

Universal

IGNITION

LIGHTS

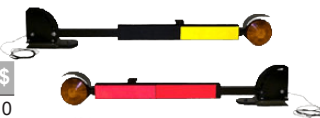
Hazard Flasher Light

Part #	Price \$
V314MA	36.95

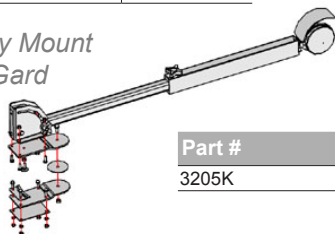


Night-Gard

Part #	Price \$
3202K	251.10



Break Away Mount
For Night-Gard



Part #	Price \$
3205K	92.70

3 Position Light Switch

Part #	Fits	Price \$
AB2687RH	John Deere A B D H L and others Allis Chalmers C CA G RC WC-WD45 WF	38.95

Fender Lights

Part #	Description	Price \$
42757H	12V With Glare Guard	26.95
67760H	12V Without Glare Guard	29.95

ALTERNATOR/GENERATOR



Convert a Generator to an Alternator with our Easy-to-Install Conversion. Each kit contains a Remanufactured Delco Alternator with Regulator built-in and wiring to complete. Can also upgrade a 6 Volt to 12 Volt

Part #	Weight	Price \$
DS111	12 lbs.	86.95

Delco Remy Alternators

One-wire Alternator

Is another name for the Self-Exciting Alternator. You only need connect the battery wire (one-wire).

10SI 63 AMP alternator internal regulator 1 wire, used to replace generators Delco

Part #	Price \$
7127SLN	89.95

Three-wire Alternator

This setup uses a battery wire, ignition/warning light wire and voltage sensing wire, Three wires.

Part #	Description	Price \$
7186LN	10SI 72 AMP alternator internal regulator 3 Wire	129.95
7853LN	15SI 105 AMP alternator internal regulator	137.39



Prices are subject to change without notice. Call to verify current pricing and availability.

ALTERNATOR/GENERATOR

Two-wire Alternator



Most standard and all self-exciting regulator alternators will work using the two wire setup. Two wire means that you use the battery wire and an ignition wire to activate the alternator. With this setup the alternator starts charging as soon as the engine is running

10SI 63 AMP alternator internal regulator

Part #	Price \$
71273LN	115.95

Universal Alternator Mount Package

Install an Alternator in a Generator's Place for replacing a generator with an alt. on an equip., ind. equip and older vehicles. Bolts to existing gen. mt. and allows use of Delco 10SI, 10DN. Complete hdwr. Wt. 2.5



Part #	Price \$
A200	29.95

Universal Under Hood Alternators

Weight approx. 10 lbs.

- Small Sized For Limited Underhood Clearance
- Has Blocking Diode Plug (see below)
- Easy 2 Wire Hookup
- 12 Volt Negative Ground 40 Amps
- Use With A200 Alternator Bracket Kit

Part #	Description	Price \$
7494231H	For 3/8" Belt Width Systems	131.95
7490111H	For 5/8" Belt Width Systems	131.95

Two Wire Blocking Diode For Delco Alternators

Prevents Unwanted Igniton Feed & No Shut off Condition No Battery Drain

Part #	Price \$
DS290	11.95

GENERATOR CUTOUT

For Delco-Remy & Autolite

6 Volt cutout for older tractors not equipped with voltage regulators. Fits on AC models, B, C, CA, WC, WD, WD-45. Case VA to 1952; JD Models A & B to 1950; MM Models GT, RT, UT, and Z, 1944-48; Oliver Models 60, 70, 80, 99, 900, to 1952; Cockshutt Models 30 and 40, Side Mount.

Part #	Description	Price \$
13693	Replaces Delco 1116809-1867781 Auto-Lite CB-4012	23.93

Pulleys

Part #	Grooves	Replaces	Size	OD	Price \$
7781038H	2	Universal	3/8	3-1/4"	14.40
7781019H	1	Universal	5/8	3-3/16"	12.38

STARTERS

Universal Ignition Starter Switch

Part #	Wt.	Price \$
U48	1 lbs.	9.96 <i>New Lower Price!</i>

Universal Start Switch

Part #	Price \$
160302	7.22

Automotive Quality Restoration Coatings



Van Sickle Tractor, Truck and Auto Acrylic Enamel is an **Automotive Quality Finish Coat** that is part of a *high performance* coating system. It is specifically designed and industry proven for use where an “automotive grade” finish is desired. It is formulated to provide **Outstanding Long-Term Gloss Retention, Durability, High Gloss and Excellent Fade Resistance**. Application benefits include a very quick dry time along with non-self-lifting properties for easy touch up and repair.

Part #	Product Description	Size	Price
17071	Flat Non-Lifting, Self Leveling Gray Primer	Gallon	\$55.88
17070	Flat Non-Lifting, Self Leveling Gray Primer	Aerosol	\$9.76
17171	Flat Non-Lifting, Self Leveling Red Oxide Primer	Gallon	\$53.43
17170	Flat Non-Lifting, Self Leveling Red Oxide Primer	Aerosol	\$9.76
17271	AC Orange Acrylic Enamel	Gallon	\$85.69
17270	AC Orange Acrylic Enamel	Aerosol	\$9.76
17374	AC Cream Acrylic Enamel	Quart	\$30.21
17370	AC Cream Acrylic Enamel	Aerosol	\$9.76
17471	IH Red Acrylic Enamel	Gallon	\$75.24
17474	IH Red Acrylic Enamel	Quart	\$26.32
17470	IH Red Acrylic Enamel	Aerosol	\$9.76
17574	IH Off White Acrylic Enamel	Quart	\$29.28
17570	IH Off White Acrylic Enamel	Aerosol	\$9.76
17671	John Deere Equipment - Ag Yellow Acrylic Enamel	Gallon	\$74.69
17674	John Deere Equipment - Ag Yellow Acrylic Enamel	Quart	\$26.14
17670	John Deere Equipment - Ag Yellow Acrylic Enamel	Aerosol	\$9.76
17771	John Deere Equipment - Ag Green Acrylic Enamel	Gallon	\$77.36
17774	John Deere Equipment - Ag Green Acrylic Enamel	Quart	\$27.07
17770	John Deere Equipment - Ag Green Acrylic Enamel	Aerosol	\$9.76
17871	Ford Blue Acrylic Enamel	Gallon	\$71.89
17870	Ford Blue Acrylic Enamel	Aerosol	\$9.76
17974	Light Gray Acrylic Enamel	Quart	\$29.09
17970	Light Gray Acrylic Enamel	Aerosol	\$9.76
18021	Gloss White Acrylic Enamel	Gallon	\$82.46
18020	Gloss White Acrylic Enamel	Aerosol	\$9.76
18171	Gloss Black Acrylic Enamel	Gallon	\$76.95
18170	Gloss Black Acrylic Enamel	Aerosol	\$9.76
18271	MF Red Acrylic Enamel	Gallon	\$78.20
18274	MF Red Acrylic Enamel	Quart	\$27.38
18270	MF Red Acrylic Enamel	Aerosol	\$9.76
18371	MF Flint Gray Metallic Acrylic Enamel	Gallon	\$83.89
18374	MF Flint Gray Metallic Acrylic Enamel	Quart	\$27.75
18370	MF Flint Gray Metallic Acrylic Enamel	Aerosol	\$9.76
18471	Gloss Clear Coat/ Neutral Base	Gallon	\$67.88
18474	Gloss Clear Coat/ Neutral Base	Quart	\$23.75
18470	Gloss Clear Coat/ Neutral Base	Aerosol	\$9.76
A70196	Tta Acrylic Hardener (Additive)	Half-Pint	\$16.75
90901	Tta Acrylic Enamel Reducer	Gallon	\$47.46
PC50	Van Sickle® Pre-Clean (Surface Prep)	Gallon	\$26.48

We have a Great Selection of Quality Van Sickle Paints



Call or Stop By to See for Yourself!

Gallon

Part #	Color	Price \$
40171	Aluminum	31.95
40871	Yellow Primer	31.95
45071	John Deere Yellow	31.95
45171	John Deere Green	31.95
45371	Allis Orange	31.95
45571	I.H. Gloss Red	31.95
45671	Oli Med Green To '51	31.95
45771	Ford Gray To '64	31.95
45871	Case Flambeau Red	31.95
46221	Gloss White	31.95
46371	Gloss Black	31.95
46571	Ford Gray 1965 Up	31.95
46671	Ford Blue	31.95
46771	M.F. Red	31.95
46971	Oliv Med Green '52 Up	31.95
47171	I.H. Off White	31.95
47271	Satin Black	31.95
47471	Kubota Orange #2	31.95
48071	Ford Red	31.95
47671	MF Gray	31.95
47771	Persian Orange #1	31.95
47871	Persian Orange #2	31.95
CML30521	M-H Straw Yellow	77.95
CML50511	M-H Red	34.95
CML30301	M-M Yellow	56.95
CML80031	M-M Brown	52.95

VanSickle Hardener

Part #	Description	Price \$
70196	1/2 PINT HARDENER	12.95

Quart

Part #	Color	Price \$
40174	Aluminum	11.95
40874	Yellow Primer	11.95
45074	John Deere Yellow	11.95
45174	John Deere Green	11.95
45374	Allis Orange	11.95
45574	I.H. Gloss Red	11.95
45674	Oli Med Green To '51	11.95
45774	Ford Gray To '64	11.95
45874	Case Flambeau Red	11.95
46224	Gloss White	11.95
46374	Gloss Black	11.95
46574	Ford Gray 1965 Up	11.95
46674	Ford Blue	11.95
46774	M.F. Red	11.95
46974	Oliv Med Green '52 Up	11.95
47174	I.H. Off White	11.95
47274	Satin Black	11.95
47374	Flat Black	11.95
47474	Kubota Orange #2	11.95
48074	Ford Red	11.95
47674	MF Gray	11.95
47774	Persian Orange #1	11.95
47874	Persian Orange #2	11.95
CML30294	Oliver Yellow	21.95
CML30524	M-H Straw Yellow	19.15
CML50034	Oliver Red	12.95
CML50514	M-H Red	12.95
CML30304	M-M Yellow	21.95
CML80034	M-M Brown	19.95

13 Oz Spray

Part #	Color	Price \$
40170	Aluminum	4.95
40870	Yellow Primer	4.95
45070	John Deere Yellow	4.95
45170	John Deere Green	4.95
45370	Allis Orange	4.95
45570	I.H. Gloss Red	4.95
45670	Oli Med Green To '51	4.95
45770	Ford Gray To '64	4.95
45870	Case Flambeau Red	4.95
46220	Gloss White	4.95
46370	Gloss Black	4.95
46570	Ford Gray 1965 Up	4.95
46670	Ford Blue	4.95
46770	M.F. Red	4.95
46970	Oliv Med Green '52 Up	4.95
47170	I.H. Off White	4.95
47270	Satin Black	4.95
47370	Flat Black	4.95
47470	Kubota Orange #2	4.95
48070	Ford Red	4.95
47670	MF Gray	4.95
47770	Persian Orange #1	4.95
47870	Persian Orange #2	4.95
CML30290	Oliver Yellow	5.95
CML30520	M-H Straw Yellow	5.95
CML50030	Oliver Red	5.95
CML50510	M-H Red	6.35
CML30300	M-M Yellow	8.95
CML80030	M-M Brown	8.95

THE Restoration Project

With Parts from THE Company, you can Return your Tractor to its Glory Days, From Rusty to Trusty!

Before



After



Restored John Deere LA

Universal CHASSIS

Steel Tractor Toolboxes

Lockable Lids!
Contain Mounting Brackets



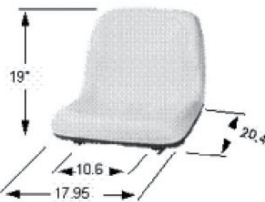
Part #	Color	Description	Price \$
TB161320B	Black	16" Toolbox	29.95
TB161325B	Black	20" Toolbox	34.95
TB161320R	Red	16" Toolbox	29.95
TB161325R	Red	20" Toolbox	34.95
TB161320G	Green	16" Toolbox	29.95
TB161325G	Green	20" Toolbox	34.95

Steering Wheel Spinners



Part #	Description	Price \$
DuncanSlv	Unpainted	6.95
DuncanBlk	Black	7.95
DuncanR	Red	7.95
DuncanY	Yellow	7.95
DuncanG	Green	7.95
DuncanBlu	Blue	7.95
DuncanW	Wood	7.95

Poly High Back Seat



Yellow Vinyl-Covered
Polyurethane Integral
Polyurethane
Steel Frame Construction
Waterproof Drain Hole Slides

Part #	Description	Price \$
14001YE	Yellow high back	121.95
14001BK	Black high back	121.95

Bucket Seat

Skid steer loaders Utility tractors

- Thousands of applications
- Heavy-duty vinyl covers
- 16 gauge gusset eliminates back breakage
- 5" adjustable slides (optional)
- Two bolts hold on cushion, the bottom is drilled with numerous holes to fit almost any application



Part #	Size	Description	Price \$
GR007	18.5 lbs.	Universal Seat	79.95
GR007AR	3 lbs.	Armrests, retractable	51.95
GR007SS	3 lbs.	Set of slides for above	25.50

Pan Seat

- Rigid Seat with 2 Mounting Bolts
- Rounded Back For Better Comfort
- Imitation Leather Cover
- Three Drain Holes
- Many Applications



200001H

Part #	Wt	Description	Price \$
200001H			29.95
UPS1	8 LBS	Universal 1 Bolt 9 hole 19" Steel Pan Seat	43.95
200001H	10 LBS		29.95

Pan Seat Cover



30RW

Part #	FITS	Description	Price \$
30BLK	19" SEAT	Universal Black	21.95
30YW	19" SEAT	Yellow & White	22.95

Compact Flip Tractor Seat

Weight 12.6 lbs.

- Integral Polyurethane/Steel Frame Construction
- Water Proof Drain Hole Includes Mounting Hardware



Cub Cadet 7205
Deutz 5020, 5215
Ford/New Holland Compact 2, 3, & 4 cylinder, 1000, 1100, 1200, 1300, 1500, 1510, 1600, 1700, 1710, 1900, 1910, 2000 & Up, TC18, TC25, TC29, TC33, TC35, TC40/R45, TC210, TC400, TC45

IHC 184, 234, 235, 244, 245, 254, 255, 275, 284, 384

Iseki TS2100, TS1610, TS2500, TS2205

John Deere 790, 870, 1070, 4500

Kubota GF1800 Mower, B2410, B7300, B7500, L3000-DT, L3000-F, L3410, B2710, B2910, L35, L3710, L4610, K008 Backhoe, 4560 Backhoe

MF 210, 220, 220-4, 1020, 1030, 1040, 1140, 1145

Part #	Price \$
52000BK	72.95

Deluxe Ultra High Back Seat

This seat will fit most lawn & garden tractors.
3 Colors to choose from! Yellow, Black, Blue
Integral Polyurethane Steel Frame
Construction Waterproof Drain Hole black
Weight 20 lbs.



Dimensions: 17.5 wide 20.1 deep, 19.1 tall, 10.55

Part #	Description	Price \$
12002BK	black seat with arm rests	149.95
12001BK	black seat without armrests	81.95

Quality Seats Reasonable Price

- Waterproof
- Wrap-a-Round Design
- Mechanical Suspension MOL 300
- Suspension includes Hydraulic Shock Absorber
- Suspension Vertical Travel 4 3/4"
- Suspension Adjustment for Weight from 110 to 265 pounds
- Horizontal Slide Travel 8 3/4"
- Seat Tilt Adjustment of 2 1/2", 13 or 26 Degrees




Part #	Description	Price \$
51000BK	Black	93.95
51000YE	Yellow	93.95
51000BL	Blue	93.95

Prices are subject to change without notice.
Call to verify current pricing and availability.

Universal

SAFETY

Relective Tape



Part #	Price \$
RE839	14.95

Smv Emblems

Part #	Type	Price \$
SMV2PC	Plastic Emblem	10.10
SMV2C	Metal Emblem	10.10
SMV2FPC	Decal Emblem	8.19
SMVMB	Mounting Bracket	2.49
SMVS	Mounting Socket	2.66



Rectangular Mirror

- 10" x 7"
- Black Enamel
- Ball Swivel w/ rear stud
- Glass cushioned in weatherproof vinyl



Part #	Price \$
12102	22.95

Round Mirror

- 8" Convex mirror
- Black enamel
- Ball Swivel w/ 1/4" rear stud
- Glass cushioned in weatherproof vinyl



Part #	Price \$
12182	18.95

Durable Extendable Mirrors

- 6" x 10" wide angle convex head
- Extendable to 36"
- Collapsible bracket eliminates mirror breakage

Part #	Description	Price \$
3170K	UNIVERSAL	CALL

Folding Canopy Top



Part #	Description	Price \$
F-1	Canopy frame 3 rib 41" to 48" wide	66.95
F-2	Canopy frame 3 rib 45" to 50" wide	69.95
P-9	Canopy frame 5 rib 41" to 44" wide	117.95
P59	Canopy frame 5 rib 49" to 54" wide	142.65
B-4	Bracket adjustable horizontal fender	56.95
B-6	Bracket adjustable vertical fender	74.25
B7H	Bracket axle mount	110.75
C12R	Cover for F1, 3 rib narrow	44.95
C13R	Cover for F2, 3 rib wide	47.95
P-7	Cover for P9, 5 rib narrow	54.75
C60	Cover for P59, 5 rib wide	CALL

Heat Houser

Part #	Application	Price \$
1980	Side entry row crop	249.95
1986	Rear entry row crop	249.95
1988	Side entry utility	249.95

Quality Universal
Heavy Canvas With
Winshield

AM/FM Headphones with Built-In Hearing Protection



- Reduces Noise by 23 Decibels
- Great AM/FM Reception
- Comfortable Headband
- Long Battery Life for Extended Use
- Easy Maintenance and Battery Replacement

Part #	Price \$
53005	54.95

GAUGES

Ampere Gauges



Part #	Description	Price \$
36047H	AMP GAUGE	9.95

Oil Gauges



Part #	Description	Price \$
UOG40	Oil Gauge 40 Psi 0-5 Red & 5-40 Green	18.95

Temperature Gauges



Part #	Description	Price \$
881396MH	Temp Gauge W/Fahrenheit Numbers	24.95

Miscellaneous Gauges

Part #	Description	Price \$
PR2	PYROMETER KIT 2" BACK LIT 7' LEAD THERMOCOUPLE	119.95
PR3	PYROMETER KIT 3" BACK LIT 7' LEAD THERMOCOUPLE	134.95
160110	ROUND HOURMETER	29.95
82450*	RECTANGULAR HOURMETER	31.95

Universal CAB/INTERIOR

Radio with Weather Band

- NOAA Weather Band
- Receiver
- AM/FM Stereo Receiver
- Digital Tune and Seek
- Automatic Scan of Preset Stations
- Preset Up to 30 Stations (18FM 12AM)
- Front and Rear Aux. Input
- Volume Select Knob
- LED Backlighting
- US/Euro Band Switch



Part #	Price \$
701183D6	179.95

AM/FM Weather Band Radio w/ Aux Input

- Digital Tune and Seek
- Front AUX Input
- 18FM/12AM/6WB Presets
- 50 Watts Power Output



Part #	Price \$
701189D6	129.95

AM/FM/CD Radio in Roof Mount

- AM/FM Stereo CD Player
- 52W x 4 maximum power output
- CD-R compatible
- High-speed audible track search
- Anti-shock mechanism
- 30 station presets (18 FM / 12 AM)
- Preset scan, one-touch memory
- Two heavy-duty stereo speakers
- Universal roofmounting radio kit
- Lid, antenna and hardware included
- 1/4" headphone jack



Part #	Price \$
760906	293.95

AM/FM/Weather Band Radio Fendermount

- Digital Tune & Seek
- Front AUX Input
- Roll-a-Cover Design
- 18FM/12AM/6WB Presets
- Antenna Included



Part #	Price \$
760909	164.95

AM/FM/Weather Band Radio Roof Mount

- Digital Tune and Seek
- Front AUX Input
- 18FM/12AM/6WB Presets
- Antenna Included



Part #	Price \$
760910	169.95

Radio/CD with Weather Band

- NOAA Weather Band & AM/FM Receiver
- CD/MP3 Player 40s Anti-Skip Mechanism
- Digital Tune and Seek
- Automatic Scan of Preset Stations
- Preset Up to 30 Stations (18FM 12AM)
- Front and Rear Aux. Input
- RCA Pre-Amp Output
- Volume Select Knob
- LED Backlighting
- US/Euro Band Switch



Part #	Price \$
701181D6	299.95

Digital AM/FM/Weather Band Radio

- Digital Tune and Seek
- Front AUX Input
- 18FM/12AM/6WB Presets
- Antenna Included



Part #	Price \$
760914	169.95

Heavy-Duty AM/FM Stereo with AUX Input

- AM/FM Receiver
- Digital Tune and Seek
- Auto Scan of Preset Stations
- Preset Up to 30 Stations (18FM 12AM)
- Front and Rear Aux. Input
- Volume Select Knob
- LED Backlighting
- US/Euro Band Switch



Part #	Price \$
701176D6	124.95

Heavy-Duty AM/FM/CD/MP3 Stereo with AUX Input

- AM/FM Receiver
- CD/MP3 Player 40s Anti-Skip Mechanism
- Digital Tune and Seek
- Auto Scan of Preset Stations
- Preset Up to 30 Stations (18FM 12AM)
- Front and Rear Aux. Input
- RCA Pre-Amp Output
- Volume Select Knob
- LED Backlighting
- US/Euro Band Switch



Part #	Price \$
701179D6	199.95

Bulk Foam

Part #	Width	Description	Price \$
181BF	56"	1* Black Vinyl Foam	16.50
181BRF	56"	1* Brown Vinyl Foam	16.50
113	62"	1/2 Black floor mat	25.35
S704		Foam adhesive 18 oz. spray	20.95

Hitch & Front End

COMPLETE TIE ROD ASSEMBLIES!




IHC



Allis Chalmers

Part #	Application	Wt	Description	Price \$
223313H	Case IH - 460-660, 544, 706-1206, 656-1456, 666-1566, 786-5488	11.0	3.750 short tie rod, tie rod tube, long tie rod clamp & jam nut	87.95
70254660H	Allis Chalmers - (WD, WD45, D14-D19, 170 if cut to proper length), 190, XT, 200, 180, 185 w/std & 500 min tread	6.0	17.50 female tie rod & 16.50 male tie rod	48.55

TOP LINKS!



JD CATEGORY II 2 CYLINDER TOP LINK

Part #	Fits	Wt.	Price \$
JDTL2C	520 thru 730	23	218.50

THIRD LINKS!



Replacement Adjustable Top Link
Adjusting handle included
Plated with Yellow Zinc

*Just Another Way
T.H.E. Company Saves
you Money!*

Part #	Cat.	Pin Size	Thread	Wt.	Price \$
22510	1	3/4	1 1/8	8 lbs.	17.25
00381	1 HD	3/4	1 1/8	10 lbs.	19.95
22520	2 Stand.	1	1 1/8	13 lbs.	21.95
03474	2 HD	1	1 1/4	15.5 lbs.	62.50
22530	3 HD	1 1/4	1 3/8	19 lbs.	91.95

HITCHES!

Quick Hitch

Will fit most Category 1 Tractors. It has an adjustable Top Link Ball Bracket and includes 7/8" Mounting Pins and Adapter Bushings.



Part #	Application	Wt.	Price \$
QH101	Category 1 w/adapter bushings	76 lbs.	179.95
QH102	Category 2 w/adapter bushings	134 lbs.	346.50
QH103	Category 3 w/adapter bushings	182 lbs.	425.00

Lock Eze Hitch Pins

- Hinged Handle & Lock Prevent Damage and Injury from Disengaged Pins.
- Large Collar Prevents Pin Damage.
- Patented Locked Mechanism on top of Pin Operates with one Hand.



Part #	Size	Length	Weight	Price \$
80160	3/4	6	2.58	19.95
80170	7/8	6	2.90	21.15
80180	1	6	3.40	23.75
80190	1-1/8	7	4.62	27.25
80200	1-1/4	7	5.20	29.65
80210	1-1/2	8	7.40	33.95

Allis Chalmers

FRONT END

Spindles

Part #	Application	Dimension				Wt	Description	Price \$
		A	B	C	D			
70272281H	6060, 6070 both w/std. tread	11.375	1.608	1.494	1.249	16.0	RH/LH-keyed	246.56
70263173H	6060 & 6070 w/96 tread, 6080	12.0	1.607	1.625	1.188	16.0	RH/LH-keyed	184.53
70237434H	D101, D12, D14, D15, (D17 early SN w/5 bolt wheel)	12.0	1.610	1.5	1.187	16.0	RH/LH-keyed	219.49
70270038H	Late D15 & D17, 170, 175, 180, 185	12.0	1.610	1.625	1.187	16.0	RH/LH-keyed	154.75
70262782H	D19, 180, 185, 190, 190XT, 200	14.0	1.610	1.625	1.187	17.0	RH/LH-keyed	172.95



Front Hubs



Part #	# of Bolts	Application	Wt.	Price \$
70261418H	6	D15, D17, D19, 170, 175, 180, 185, 190, 190XT, 200, 6070, 6080, Early 7000. Uses Threaded Cap.	13	87.13
70265167H	8	D21, 210, 220, 7000, 7010, 7020, 7030, 7040, 7045, 7050, 7060, 7080, 8010, 8030, 8050, 8070	14	138.75

Steering Arms



Part #	Application	Wt	Description	Price \$
70245867H	D14, D15, D17, D19, 170, 175, 180, 185, 190, 190XT, 200	4.5	LH steering arm, 1.61 Dia. hole for keyed spindle	130.10
70245868H	Same as above	4.5	RH steering arm 1.6	139.95
70256031H	170 SN↑ 7500, 175 SN↑, Both w/roll shift, 6060, 6070	4.0	LH steering arm 6.75 hole ctr.-ctr., 1.608 dia. hole	112.81
70256034H	Same as above	4.0	RH steering arm 6.75 hole ctr.-ctr., 1.608 dia. hole	112.75
70265087H	Late 7000HD, 7010, 7020, 7030, 7040, 7045, 7050, 7060, 7080, 8010, 8030, 8050, 8070	7.0	RH or LH steering arm, 1.867 dia. hole for keyed spindle	107.16

Tie Rods



Part #	Ref.	Application	L	W	Wt	Description	\$
70269353H	A	7000, 7010, 20, 30, 40, 45, 50, 60, 80, 8010, 8030, 8050, 8070	21.00	1.50	4.0	Outer tie rod	84.16
70265527H	B	Same as above	4.9460	1.1250	3.5	Inner tie rod, RH threads	36.15
70254662H	C	D14, 15, 17, 19, 170, 180, 185, 190, 190XT, 200	16.50	8.1200	3.5	Male tie rod	24.55
70250141H	C	WD, WD45	16.5	8.120	3.5	Male tie rod	24.55
70254661H	D	WD, WD45, 180, 185 w/std & 50 min tread, 190, 190XT 200	17.5		2.5	Female tie rod	26.55
70250142H	D	WD, WD45	17.5		2.5	Female tie rod	26.55
70256144H	A	170, 175 w/roll shift	15.720	1.125	5.5	Male tie rod	80.14
70256151H	B	170, 175 w/roll shift, 6060, 6070	3.75	.813	5.5	Male tie, RH threads	37.85

*Dimension 'L' is overall length from zerk to end. Dimension 'W' is width of tie rod.

Complete Tie Rod Assemblies



Part #	Application	Wt	Description	Price \$
70254660H	(WD, WD45, D14-D19, 170 if cut to proper length), 190, XT, 200, 180, 185 w/std & 500 min tread	6.0	17.50 female tie rod & 16.50 male tie rod	48.55
70256019H	170, 175 w/roll shift	8.0	15.720 tie rod, sliding rod, tube assy. & male tie rod	246.28

Front Wheels



Part #	Size	Wt.	Description	\$
W3155	3 x 15	13	ALLIS B, C, CA, D10, D12-MH PONY, 20,30,101JR	64.71
W425165AC	4.25 x 16	23	ALLIS WC, WD, WD45, D14, D15, D17-MH 33,44,333,444,MH SR	76.47

Front Wheel Bearing AG Kits




Part #	Application	Price \$
70228459H	AC B, C, CA, D10, to 3500-9001 up	40.88
70228458H	AC WC WD 45, D14 D15 (to 9000), D17 (to 42,000)	44.45
247802H	AC XT 190, 180, 170, 160, D17 late	42.71

Allis Chalmers

HITCH

Drawbar Mounted Hitches



Part #	Application	Description	Price \$
DM17	D-17 Series 1 & 2	Drawbar stays on	385.00
DM173	D17 Series 3	Drawbar stays on	377.22
DM15	D15 Series 1	Drawbar stays on	391.50
DM2	Series 2	Drawbar stays on	377.22
DMWD	WD, WD45, D-14	Drawbar stays on	377.12
DMHD17	17 Series 4	Heavy Duty	507.50
DMHD19	19	Heavy Duty	523.95
D17DY	ACD17	Drawbar with Yoke Support	
CH	B & C	Complete hitch w/HydCyl and link	385.95
WDH	WD, WD45	For tractors without rear hydraulic lift links complete hitch	268.12
RWD	WD, WD45, CD12, 14, 15	Cat I mounts up front to Snap Coupler Bell Rockshaft lift	268.12
WD	CA, WD	Cat I mounts up front in rear to lift links Rockshaft lift	275.95
SWD	WD, WD45, CD12, 14, 15	Cat II 3/4 mat with Snap Coupler Rockshaft lift	268.12
SWD1	CA, WD	Cat II 3/4 mat with Snap Coupler Rockshaft lift	277.50
D17	D17	Cat 3/4 mat Rockshaft lift	405.93
HD190	D17, D19, 190	Heavy Dduty Rockshaft lift	565.52

Drawbars



Part #	Application	Dimensions/Info.	Wt.	Price \$
70239813H	190, 190XT, 200, 7000, D19	52.250 long, 2.50 wide, 1.250 high	48.0	224.17
702725045H	7010, 7020-7060, 8010-8050	62.8750 long, 3.00 wide, 1.6250 high	85.0	245.36
70254452H	170, 175, 180, 185, D17 Ser. 1V	Standard Drawbar	45.0	236.96
70263647H	6060, 6080 ↓ SN 6500, 6070 ↓ SN 1188	Standard Drawbar	27.0	215.75
72094177H	6070 SN ↑ 1188, 6080 ↑ SN 6500	Standard Drawbar	45.0	246.40

Lift Link Screws & Clevis



Part #	Application	Dimensions/Info.	Wt.	Price \$
70254111H	190, 190XT, 200	12.8750 long, 1.20 diameter	4.0	41.33
70254112H	D17, 170, 180, 185 ↓ SN 5707	13.6250 long, 1.20 diameter	4.0	69.95
70257039H	175 ↓ SN 6862, 185 SN 5707-14290, 200 ↑ SN 4001, 7000 ↓ 8959	13.750 long, 1.20 diameter	4.0	54.01
70235820H	D10, D12, D15	Lower Yoke Clevis	4.0	57.93
70257726H	D17, 170, 175, 180, 185, 190, 190XT	Lift Link Clevis	4.0	77.95

**Call, Click, or Stop By
T.H.E. Company for your
Agricultural Needs!**

Don't see your model?

CALL US!

Chances are we can find the parts you need to get your equipment working again!

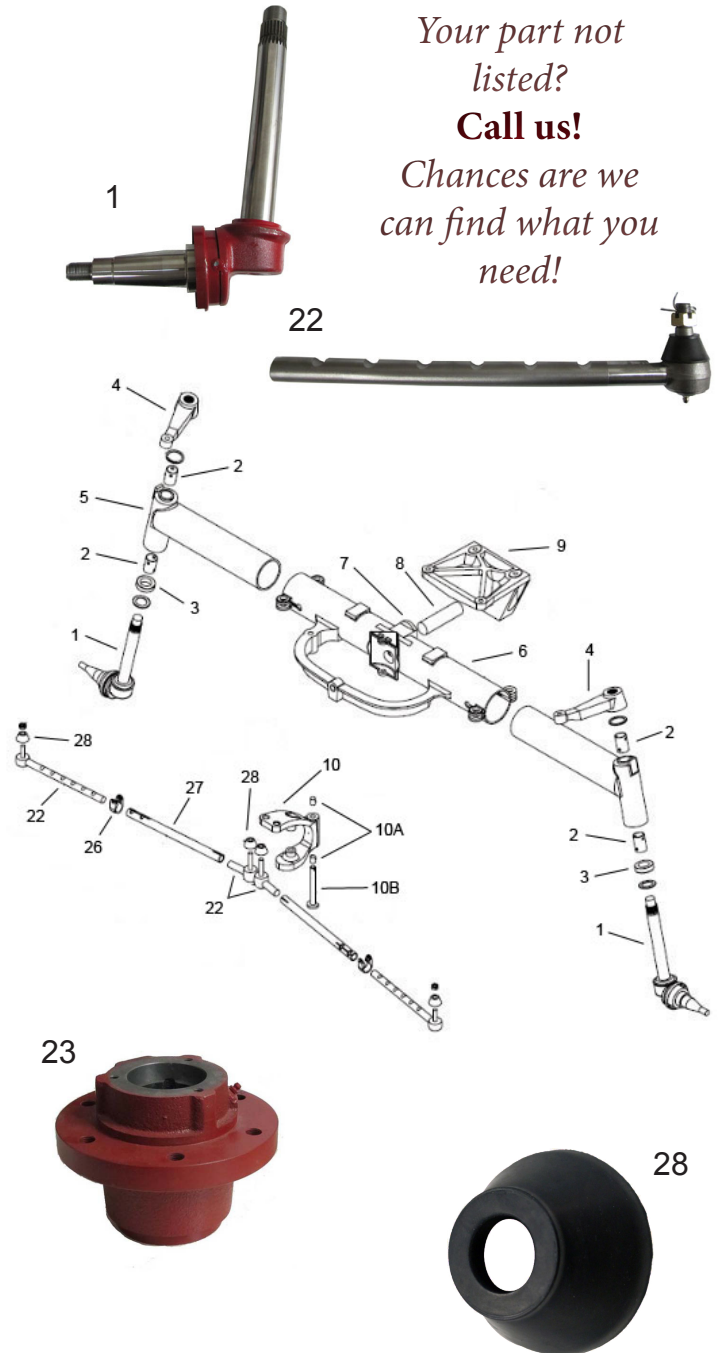
Prices are subject to change without notice, Call to verify price & availability!

Case - IH

FRONT END

IH 66 86 88 Series With Round Axle

Part #	Ref	Wt	Description	Price \$
71785CH	1	20	666, 766, 966, 1066, 1466, 1468, 1566, 1568, 686, 786, 886, 986, 1086, 1486, 1586	173.10
71785HDH	1	21	Heavy Duty can be used in place of 71785CH plus 5088, 5288, 5488, 3288, 3088, 3688 Splined	212.86
358958RH	2	1	Knee Bushing - 66, 86, 88 Series	10.91
185106CH	3	2	Thrust Bearing - Same as Above	9.85
531248RH	4	7	Left Hand - 66, 86, 3088, 3288, 3688, Hydro 186, 100	54.88
531249RH	4	7	Right Hand - Same as above	53.75
531249US	4	7	Right Hand - Same as above - Undersized to tighten loose spindles	62.65
531248US	4	7	Left Hand - Same as above - Undersized to tighten loose spindles	53.75
71785SARH	4	8	Right Hand - Taper-lok Spindle	90.86
71785SALH	4	7	Left Hand - Taper-lok Spindle	90.86
531260RH	5	35	66, 86, 88 Series - 5088 5288 5488 with round axle	254.58
71816CH	6	170	66 86 Series	941.02
531242RH	7	1	Bolster Pivot Bushing 966-5488	14.03
531240RH	8	6	Bolster Pivot Pin 766-1586	57.75
531263RH	9	68	Bolster 766-1586	376.95
71787CH	10	15	HYDRO 100 & 186, 766-1566, 786-1586, 3088-5088	274.82
71788CH	10A	0	Bushings (Two used) - Fits applications listed above	8.44
531239RH	10B	2	Center Arm Pivot Pin 7" - Fits applications listed above	43.49
65320CH	2		Axle Pivot Ball - 66 86 Series	27.49
533808RH	3		Ball Socket - 66 86 Series	26.10
379953RH	1		Ball Cap - 66 86 Series	16.25
71820CH	3		Tie Rod Style Cylinder End - 66 & 86 Series	60.59
1280566CH	4		Tie Rod Style Cylinder End - Two Wheel Drive 5088-5488, 7110-7150	45.95
533287RH	3		Block Style Cylinder End - Early 66 Series	52.25
531238RH	1		766-1586, 3488, 3688, 5088 Trunion Bolt	4.52
531237RH	3		Trunions - Same as above	18.95
533283RH	1		Trunion Bushings - Same as above	7.80
531239RH	2		Steering Yoke Pin - Same as above	43.49
359984RH	22	4	Outer Tie Rod - 66 86 Series	32.10
384006RH	22	2	Inner Tie Rod - 66 86 Series	16.25
391823RH	2	18	6 Bolt Front Wheel Hub - 766, 966, 1066, 686, 686, 886, 986, 1086, 3088, 3288, 3688	107.58
391824RH	18	18	8 Bolt Front Wheel Hub - 966-1566, 986-1586, 5088, 5288, 5488	125.47
913555	0		Wheel Bolt - Fits above hubs	1.58
375620RH	26	1	Tie Rod Clamp - 666 thru 1586	4.42
383917RH	27	2	Tie Rod Tube 18" - 66 86 88 Series	24.50
358900RH	28	0	Tie Rod End Boot - 66 86 88 Series	2.75



*Your part not listed?
Call us!
Chances are we can find what you need!*

HITCH/FRONT END

Front Axle Overhaul Kits

Part #	Description	Price \$
50291003	Basic Overhaul kit - Contains - 2 Trunions, 2 Cylinder Pivot Bushings, 2 Trunion Bolts, 2 Yoke Pin Bushings, 1 Yoke Pin	86.19
50291006	Complete Overhaul kit - Contains All Parts in Basic Kit Plus 2 Inner Tie Rods, 2 Outer Tie Rods, 2 Axle Pivot Bushings, 1 Bolter Pin, 1 Ball Stud, 2 Thrust Bearings, 2 Felt Washers, Package of Bolster Pin Retainers	356.72
50291005	Major Overhaul Kit - Block Style Cylinder End - Contains All Parts Listed in #50291006 Plus Block Style Cylinder End, Cylinder Pin, Taper Lock Spindle & Steering Arm Set	675.07
50291007	Major Overhaul Kit - Tie Rod Cylinder End - Contains All Parts in Major Overhaul Kit above but has Tie Rod Style Cylinder End instead of Block Style	676.79
SBBSKIT07	Spindle Bushing, Bearing and Seal Kit. Fits 66, 86, 88 Series.	49.93

Power Steering Cylinder

Part #	Application	Wt	Price \$
63864CH	766 (17394 up), 966 (32806 Up), 1066 (58876 Up) 1466 (30726 Up), 1566 (8876 Up), 3088-5488, ALL W/ STD. ADJUSTABLE FRNT. AXLE CYLINDER INCL TIE ROD STYLE ENDS	20.0	381.57
533279RH	766 (below 17393), 966 (below 32805), 1066 (below 58875), 1466 (below 30725), 1566 (below 13608), HYDRO 100 (below 12694) CYLINDER INCLUDES PIN STYLE ENDS	20.0	355.00

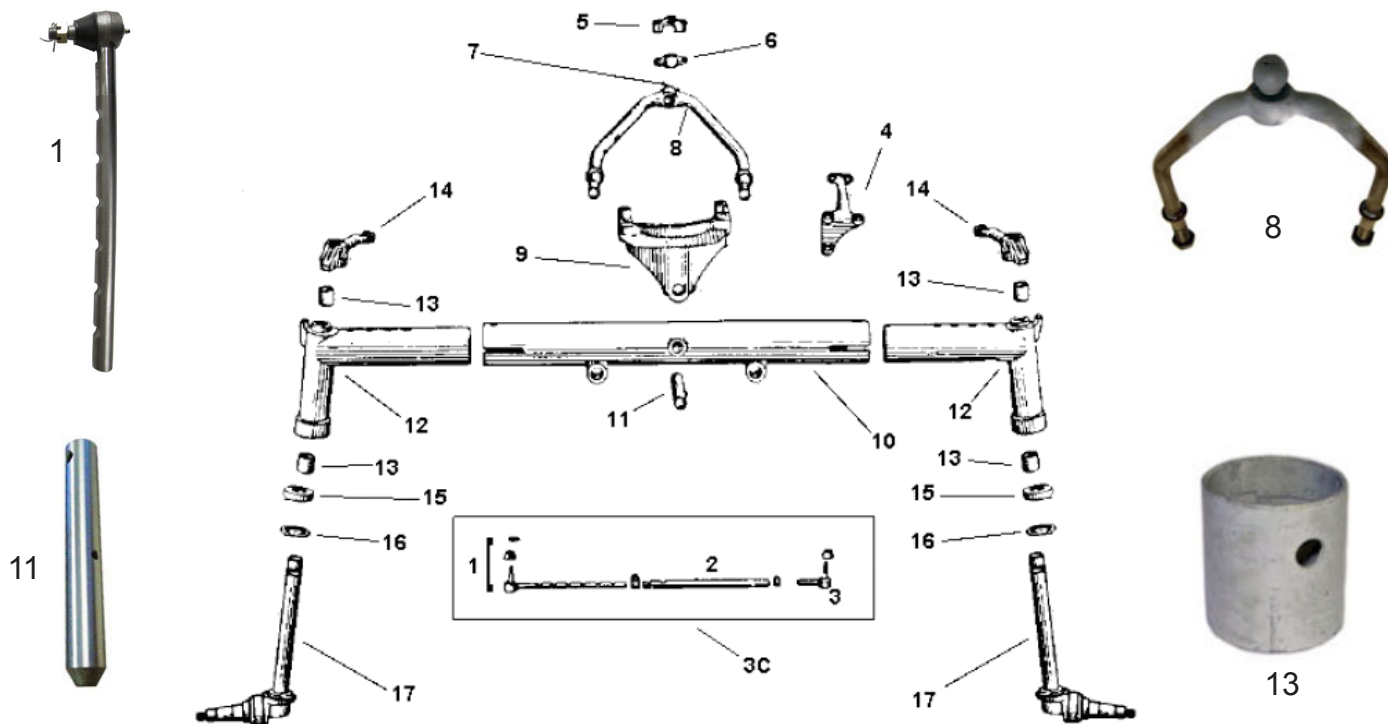
Power Steering Cylinder Seal Kit

Part #	Application	Wt	Price \$
80446CH	766-1586	1.0	98.93

Case - IH

FRONT END

IH 460-1256 Front End Parts



Part #	Ref	Wt	Description	Price \$
359984RH	1	5	Outer Tie Rod	32.10
383917RH	2	4	Tie Rod Tube	24.50
384005RH	3	3	Inner Tie Rod Left Hand Threads	26.56
384006RH	3	3	Inner Tie Rod Right Hand Threads	16.25
223313H	3C	10	Complete Tie Rod Assembly	87.95
358970RH	4	9	Center Steering Arm	98.38
535861RH	5	4	Stay Rod Ball Socket	32.30
60763DBH	6	1	Stay Rod Ball Cap	19.05
65320CH	7	2	Axle Pivot Ball Note--Must Drill Out To Install To Wishbone	27.49
360405RH	8	30	Wishbone W/ Ball	432.95
383909RH	9	60	Front Pivot Bolster	244.95
358976RH	10	55	Center Axle Tube	279.43
379941RH	11	4	Bolster Pivot Pin	31.41
370689RH	12	36	Left & Right Hand Knee W/ Bushngs	245.25
358958RH	13	1	Knee Bushing	10.91
383914RH	14	7	Keyed Left & Right Hand Steering Arm For Keyed Spindles	104.06
384016RH	14	10	Left Hand Steering Arm For Standard & Wheatland Front Axles Only	109.95
384017RH	14	10	Right Hand Steering Arm For Standard & Wheatland Front Axles Only	109.95
185106CH	15	1	Spindle Thrust Bearing	9.85
15943DAH	16	0.1	Spindle Felt Washer	1.74
383910RH	17	18	Keyed Left Hand Spindle Models Only 460, 544, 656	222.95
383911RH	17	18	Keyed Right Hand Spindle Models Only 460, 544, 656	222.37
405427RH	17	18	Splined Left & Right Hand Spindle Models 460, 544, 656	198.92
383912RH	17	22	Left Hand Keyed Spindle For Models 560-1256	203.95
383913RH	17	22	Right Hand Keyed Spindle For Modes 560-1256	199.35
384257RH	17	29	Left Hand Keyed Spindle For High Crop Models Only	
384258RH	17	29	Right Hand Keyed Spindle For High Crop Models Only	
71785CH	17	21	Left & Right Hand Splined Spindle For Most Common Models W/ Adjustable Front Axles	173.10
71785TLS	17	58	Taper-Lok Assembly Left & Right Hand Set W/ Steering Arms	474.86
71785LLH	17	31	Left Hand Side Taper-Lok Spindle W/ Steering Arm	239.18
71785TLRH	17	31	Right Hand Side Taper-Lok Spindle W/ Steering Arm	235.18
395310RH	16		Six Bolt Wheel Hub 460, 504 Utility, 544,656, 666 & 686 Both Narrow Fronts Hydro 70 , 84	101.70
WBKI2	2		Wheel Bearing Kit For Above Hub	23.03
391823RH	20		Six Bolt Wheel Hub 560 Thru 5488	107.58
WBKI3	3		Wheel Bearing Kit For Above	28.10
391824RH	30		Eight Bolt Wheel Hub 560 Thru 5488	125.47
WBKI3	3		Wheel Bearing Kit For Above	28.10

Case - IH

FRONT END

Case



Part #	Application	Dimension					Wt	Description	Price \$
		A	B	C	D	E			
A36534H	200, 300, 430, 530	15.468	1.0	1.366	1.375	.75	16	RH/LH	218.66
A149614H	430, 530, 470, 570	12.625	1.0	1.366	1.375	.75	13	RH/LH	229.95
A154657H	480A, 380B, 580A-580B Industrial—Call for details	11.225	1.75	2.0	1.75	1.375	21	RH/LH	284.74
A57274H	730, 830, 930, 1030	17.125	1.465	2.0	1.75	1.375	27	LH spindle	256.13
A57275H	Same as above	17.125	1.465	2.0	1.75	1.375	27	RH spindle	254.85
A57441H	730, 830, 930, 1030	18.25	1.5	2.0	1.75	1.375	24	LH/RH	260.74
A57443H	Late SN 930 & 1030	16.0	1.5	2.0	1.75	1.375	22	LH/RH	241.28
A57512H	730, 830, 930 & 1030 w/wheat land front end	18.25	1.465	2.0	1.75	1.375	27	LH/RH	241.28
A176152H	770, 870, 970, 1070 & 1175	14.5	1.465	2.0	1.75	1.375	27	LH/RH	244.95
A167024H	2090, 2290, 2094, 2294	12.25	1.465	2.0	1.75	1.375	23	LH/RH	270.95
A162068H	1270, 1370, 1570	12.625	1.725	2.235	2.165	1.78	31	LH/RH	313.18
A161274H	2090 late SN, 2290, 2390, 2590, 2394, 2594	12.5	1.725	2.235	2.165	1.780	31	LH/RH	251.08

International Harvester

Row Crop Spindles



Part #	Application	Dimension				Wt	Desc.	Price \$
		A	B	C	D			
360420RH	H, HV, Super H, Super HV, 300, 350	14.562	1.667	1.375	.937	19	RH	212.95
360419RH	Same as above	14.562	1.667	1.375	.937	19	LH	217.95
51699DEH	Early Farmall M w/OEM wide frt. Axle	10.625	1.356	1.375	.937	16	LH	190.39
51700DEH	Same as above	10.625	1.356	1.375	.937	16	RH	184.95
406266RH	544 row crop, 656 row crop SN↓ 13199	14.875	1.667	1.375	.842	18	LH/RH	184.95
530338RH	544 row crop, 656 row crop SN↑ 13200	14.875	1.667	1.780	1.375	21	LH/RH	188.50
383912RH	560, 656, 706, 756, 806, 826, 856, 1026, 1206, 1256	12.375	1.667	1.780	1.375	20	LH-keyed	203.95
383913RH	Same as above	12.375	1.667	1.780	1.375	20	RH-keyed	199.35
71785CH	656, 756, 826, 856, 1026, 1256, 1456, 666, 766, 966, 1066, 1466, 1468, 1566, 1568, 686, 786, 886, 986, 1086, 1486, 1586, Hydro's 70, 86, 100, 186	12.75	1.667	1.78	1.375	19	LH/RH-splined	173.10
71785HDH	All of above applications plus 5088, 5288, 5488, 3088, 3288, 3688, Hydro 3488, CoHon Pickers 782, 1822, 1844, 2022, 2044	12.75	1.667	1.78	1.375	22	LH/RH-splined	212.86

International Harvester

Utility Spindles



Part #	Application	Dimension				Wt	Desc.	Price \$
		A	B	C	D			
361845RH	300, 350 utility - not Farmall	12.375	1.667	1.375	.937	17	LH/RH	217.21
383910RH	460, 544, 656	12.375	1.667	1.375	.842	17	LH-keyed	222.95
383911RH	Same as above	12.375	1.667	1.375	.842	17	RH-keyed	222.37
405427RH	460, 5441, 656	12.75	1.667	1.375	.842	17	LH/RH-splined	198.92
406265RH	544 util, 656 util SN↓ 13199	11.375	1.667	1.375	.842	17	LH/RH	223.91
406267RH	544 util, 656 util SN↑ 13200	11.375	1.667	1.78	1.375	17	LH/RH	215.53
405838RH	454, 2400A	11.687	1.423	1.25	.75	11	LH/RH	269.72
536061RH	454, 2400A, 464, 484, std. duty utility	11.625	1.423	1.377	.865	11	LH/RH	162.86
405840RH	454, 675, 584, 2500A utility w/swept back axle	12.25	1.667	1.375	.842	18	LH/RH	195.72
527292RH	574, 585, 2500A utility w/row crop axle	15.25	1.667	1.375	.842	16	LH/RH	162.86
3125872RH	684, H84, 784, 884, 685, 685XL, 695, 695XL, 885, 885XL, 895, 895XL	9.5	1.667	1.780	1.375	19	LH/RH	162.86

Complete Tie Rod Assemblies

Case



Part #	Application	Wt	Description	Price \$
112201H	770, 870, 970, 1070, 1175, 1090 & 1170 ↓ Ser #8678074	10.0	3.750 tie rod end, tie rod tube, long tie rod, clamp & nut	98.45
112202H	1090, 1270, 1370, 1570, 1170 Ser #↑8678074	10.0	4.000 tie rod end, tube, long tie rod, wedge & nut	122.95
112203H	1896, 2090, 2094, 2096, 2290, 2294, all w/std & long axles w/std. wheel base	12.0	3.750 short tie rod, 18.60 tie rod end, 18.750 long tie rod, 39.38 long tie rod tube & nut	275.14
112204H	1896, 2090, 2094, 2096, 2290, 2294, 2390, 2394, 2590, 2594, all w/std & long axle 1100 wheel base	12.0	Same as above	275.14

IHC

Part #	Application	Wt	Description	Price \$
223313H	460-660, 544, 706-1206, 656-1456, 666-1566, 786-5488	11.0	3.750 short tie rod, tie rod tube, long tie rod clamp & jam nut	87.95

Case - IH

FRONT END

Tie Rods

Case



Part #	Application	A	B	Weights	Description	Price \$
A143028H	770, 870, 970, 1070, 1175, 1090, 1170, Both ser #J8678074	17.75	.937	6.5	Outer tie rod	32.25
A44762H	Same as above	3.75	1.00	2.0	Short tie rod	23.77
A59659H	Same as above	18.375		2.0	Tie rod tube	29.73
A43374H	1090, 1270, 1370, 1570, 1170 Ser #J8678074	17.687	1.00	4.0	Long tie rod end	49.10
A43376H	Same as above	4.0	1.00	2.0	Short tie rod end	25.23
A137101H	Same as above	18.250	1.015ID	2.0	Tie rod tube	50.39
A160199H	1896, 2090, 2094, 2096, 2290, 2294 all w/std & long axles w/std wheel base	18.75	1.25	4.0	Long tie rod	58.15
A160200H	Same as above	3.75	.812	2.0	Short tie rod end	25.50
A143876H	Same as above	18.62	1.25OD	2.5	Tie rod end	83.04
A160166H	Same as above	39.380	1.26ID	4.0	Tie rod tube	190.72
A160197H	1896, 2090, 2094, 2096, 2290, 2294, 2390, 2394, 2590, 2594, all w/std. & long axle w/1100 wheel base	20.56	1.25	9.0	Long tie rod end	64.53
A160200H	Same as above	3.75	.812	2.0	Short tie rod end	25.50
A137101H	Same as above	18.250	1.015	3.0	Tie rod tube	50.39
K207721H	1194, 1294, 1394, M1394	2.750	.75	3.0	Ball socket	24.58
K207722H	Same as above	3.780	.75	3.0	Ball end	24.58
G45368H	430, 530, 480B, 580B, 480CK, 580CK	3.125	.687	3.0	RH tie rod end	14.86
G45369H	Same as above	3.125	.687	2.0	LH tie rod end	16.98

International Harvester



Part #	Application	Dimension		Weights	Description	Price \$
		A	B			
3125171RH	585, 595, 684, 685	14.125	0.812	4.0	Long tie rod	36.18
3129380RH	(384 str.) 495, 585, 595, 695 swept back, 454, 464, 485 swept back 44-72" axle, 454, 464, 485 swept back 48-80" axle, 385, 454, 485, 574, 676, 784, 884, 885, 585, 595, 2400A	15.75	0.812	4.0	Long tie rod	32.41
65074CH	Same as above	13.75	0.75	3.0	Long tie rod	29.58
65077CH	Same as above	16.00	0.75	3.0	Long tie rod	32.77
65079CH	Same as above	15.00	0.75	3.0	Long tie rod	33.06
65082CH	Same as above	16.00	0.75	3.0	Long tie rod	34.45
379326RH	656, 2656, 544, 2444, 454, 2400A, 574, 2500A, 484	4.060	0.812	2.0	Tie rod end LH thread	28.01
379327RH	584, 684, 784, 884, 485, 585, 685XL-895XL	4.060	0.812	2.0	Tie rod end RH thread	28.49
3116408RH	484-884, 385-885, 395-895 & 584 straight axle	16.187		3.0	Tie rod tube	32.46
384006RH	460, 560, 660, 706, 806, 1206, 656, 756, 856, 1026	3.750	1.00	2.0	Short inner tie rod	16.25
383917RH	1256, 1456, 544, 666, 766, 966, 1066, 1466, 1566	18.00		3.0	Tie rod tube	24.50
359984RH	786, 886, 986, 1086, 1486, 1586, Hydro 70, 100, 186	15.75	0.920	4.0	Outer tie rod	32.10
384005RH	706, 806, 756, 856 Std. models	3.75	1.00	2.5	Inner tie rod LH thread	26.56
1280662CH	5088, 5288, 5488, High capacity axle	15.275	1.185	7.0	Long tie rod	28.35
1280658CH	7110, 7120, 7130, 7140, 7150	4.1	1.125	3.0	Short tie rod	28.68
374062RH	Jam nut 1" RH thread use w/ 383917RH tube & 384006RH			0.5	Inner tie rod	5.29
359986RH	Clamp, tie rod, used w/ 383917RH			0.5	Tube	4.42
71820CH	786, 886, 986, 1086, 1486 & 1586 late 66 series	3.00		3.0	Cyl. end (forged type) I.D. thread fits onto cylinder rod	60.59
3040922RH	B275, B414, 354, 364, 2300A	3.06	0.375	1.5	Drag link end - RH thread	21.61
3045309RH	384, B414	3.06	0.375	1.5	Drag link end - LH tread	31.10
356541RH	444, 2444, 424, 2424, 404, 2404 all w/ hvy duty front axles 100, 130, 140, super A, A1, AV, AV1 all w/ fixed axles	3.06	0.687	1.5	Tie rod end - LH threads	18.34
371021RH	Farmall 200, 230, 240, IH240, all w/ wide frt axles, 330, 340, 404, 2404, 504, 2504 all w/ wide tread front axles	17.120	0.75	3.0	Long tie rod LH/RH	62.50
379204RH	404, 2404, 424, 2424, 444, 2444, all w/ adj. frt axles	16.875	0.75	3.0	Long tie rod LH/RH	76.95
3040920RH	354, 364, 384	3.125	0.75	1.5	Short tie rod - RH thread	27.70
3116407RH	385, 495, std. & swept back axle - all 684	3.750	0.875	2.0	Short tie rod - RH thread	19.95
356540RH	424, 2424, 454, 485, (464 swept axle)	3.062	0.687	1.5	Short tie rod	19.25
527658RH	385, 454, 485 std. axle - 574, 674	3.062	0.687	1.5	Short tie rod	23.64
3116406RH	385 swept back, 495, 684, 685, (695 std.) 784, 884, 885	15.00	0.812	4.0	Long tie rod	38.95

Don't see your model?
Call us! Chances are we can find the parts you need for your tractor!

Case - IH

International Harvester

FRONT END

Front Hubs

Case



Part #	# Bolts	Application	Wt.	Price \$
A57336H	6	770, 870, 970, 1070, 1175, 730, 830, 1030, 2090, 3390, 2094, 2294, 1896, 2096, Backhoes 4808, 430, 530, 480CK	28.0 lbs.	152.25
A51157H	8	970 & 1070 Ser #†8675001, 1175, 2090, 2290, 2094, 2294, 1896 & 2096 w/Std. Whl Base Backhoes 580B, 580CK	30.0 lbs.	249.95
A66759H	8	1270, 1370, 1570, 2390, 2590, 2394, 2594, 1896, 2096, Some Forklifts and most Backhoes.	30.0 lbs.	236.95

Part #	# of Bolts	Application	Wt.	Price \$
223311H*	6	M, Super M, 400	18.0 lbs.	109.80
391823RH	6	560, 706, 806, 1206, 544, 656, 826, 856, 1026, 1256, 666, 766, 966, 1066, 686, 786, 886, 986, 1086	18.0 lbs.	107.58
391824RH	8	All 06, 26, 56, 66, and 86 series tractors, 5088, Hydro 70, 86, 100 and 186 Tractors 815, 915, 1420, 1440, 1460, and 1620 Combines Can Replace #1323559C1	18.0 lbs.	125.47
406294RH	6 Std. Duty	574, 674, 484, 584, 585, 685, 885, 495, 595, 695, 895, 995	16.0 lbs.	124.74
67527CH	6 Hvy. Duty	674, 584, 585, 685, 885, 595, 695, 895, 995	18.0 lbs.	107.74
395310RH	6	544, 656, 666, 686, Hydro 70, 84	14.0 lbs.	101.70

*This hub allows changing old style cast front hubs & wheels to a standard front hub and 6 bolt rim!

Steering Arms

Case Tractors



Part #	Application	Weights	Description	Price \$
A137741H	480A, 480B, 580A, 580B, Backhoe loader tractors	12.0	LH steering arm, 16 tooth tapered splined hole	142.83
A137742H	Same application as above	12.0	RH steering arm, 16 tooth tapered splined hole	142.83
A34798H	730, 830, early 930, early 1030	11.0	Tapered tie rod hole on long arm is from .600-.700 & .750-.850 on short arm	179.50
A24652H	Same as above	11.0	Tie rod holes on both arms are tapered from .600-.700	125.99
A57323H	Late 930 & 1030, 770, 870, 970, 1070, 1175 SN† 8736747	7.5	RH steering arm, 77 tooth splined hole 7.80 ctr. hole-ctr. hole	97.41
A57322H	Same as above	7.5	LH steering arm, 17 tooth splined hole 7.80 ctr. hole-ctr. hole	97.41
A61404H	1090, 1170, 1270, 1370, 1570	9.0	RH steering arm, 20 tooth tapered splined hole	138.95
A61405H	Same as above	9.0	LH steering arm, 20 tooth tapered splined hole	134.83
A160124H	2090, early 2290, 2094, 2294	8.0	RH steering arm 17 tooth tapered splined hole, 10.50 long	121.95
A160125H	Same as above	8.0	LH steering arm 17 tooth tapered splined hole, 10.50 long	121.95
A147121H	2090, late 2290, 2390, 2590, 2094, 2294, 2394, 2595	11.0	RH steering arm 20 tooth tapered splined hole, 11.50 long	107.23
A147122H	Same as above	11.0	RH steering arm 20 tooth tapered splined hole, 11.50 long	106.95

International Harvester



Part #	Application	Wt	Description	Price \$
379553RH	424, 2424, 444, 2444, 544, 2544, 606, 2606, 504, 2504, 656, 2656, 664	3.0	Steering arm	91.10
379555RH	504, 2504, 606, 2606, 544, 2544, 656, 2656	3.0	Steering arm	103.41
379642RH	504, 544, 606, 656 utility	9.0	LH steering arm, 4.250 drop	115.78
379643RH	Same as above	9.0	RH steering arm, 4.250 drop	167.27
383914RH	544, 656, 706, 1206, 756, 856, 1256, 1456, 826, 1026	6.0	Steering arm, 1.6670 dia. hole, .250 keyway	104.06
384016RH	706, 806, 1206, 756, 826, 856, 1206, 1256, 1456 for std. & wheat hand frt. Not for row crop	9.0	LH steering arm frt. 20 drop	109.95
384017RH	Same as above	9.0	RH steering arm 20 drop	109.95
531248RH	766, 966, 1066, 1466, 1468, 1566, 1568, 786, 886, 986, 1086, 1486, 1586, 3088, 3288, 3688, Hydro 100, 186	6.5	LH steering arm	54.88
531249RH	Same as above	6.5	RH steering arm	53.75
531248US	Same as above	7.0	LH steering arm w/.030 undersize bore to tighten loose spindles, fits spindles w/snap ring groove below spline	53.75
531249US	Same as above	7.0	RH steering arm w/.030 undersize bore to tighten loose spindles, fits spindles w/snap ring groove below spline	62.65
531248US86	Same as above	7.0	LH steering arm w/.030 undersize bore to tighten loose spindles, fits spindles w/square shoulder below spline	69.75
531249US86	Same as above	7.0	RH steering arm w/.030 undersize bore to tighten loose spindles, fits spindles w/square shoulder below spline	69.75

Center Steering Arms & Brackets



Part #	Application	Wt	Description	Price \$
379555RH	504, 2504, 606, 2606, 544, 2544, 656, 2656	3.0	Steering arm	103.41
379553RH	424, 2424, 444, 2444, 544, 2544, 606, 2606, 504, 2504, 656, 2656, 664	3.0	Steering arm	91.10
358970RH	460, 560, 660, 706, 806, 1206, 1256, 544, 666, 686, Hydro 70	8.0	Center steering arm, has 3.375" drop	98.38

Case - IH

FRONT END

Front Wheels

Part #	Size	Wt.	Description	Price \$
RDC315	3 x 15	13	IH A, B, C without loops , use your loops off of your old rim	36.66
RDC5516	5.5 x 16	16	IH H, M, without loops , use loops off of your old rim	56.67
RDC315WL	3 x 15	13	IH, A, B, C with loops 3 clamps on 11.25 bolt centers	
RDC5516WL	5.5 x 16	14	IH M, H, with loops, 3 clamps, on 11.50 bolt centers	99.00
W1016873RG	10 x 16	41	IH tractors 8 bolt hub replaces # 383906R1	120.72

Deep Drop Wheels For Classic Older Tractors

Part #	Size	Wt.	Description	Price \$
13959SM	10 x 38	74	IH, deep drop well rims H,M, silver	244.50
19959SM	11 x 38	81	IH, deep drop well rims H,M, silver For skid steer loaders see skid loader section 8	244.50

Rear Wheels, Double Bevel Rims For Cast Centers

Part #	Size	Wt.	Description	Price \$
1186SM	16 x 34	105	Double bevel rim for cast center silver for IH	249.00
13780SM	9 x 36	50	Rim 6 clamps for Farmall C, 200, 230	273.00
1174SM	14 x 38	105	Double bevel rim for cast center silver for IH	224.95
1175SM	16 x 38	119	Double bevel rim for cast center silver ,IH, MF	306.95
1176SM	18 x 38	129	Double bevel rim for cast center silver for IH	378.33

other sizes available on request

Rear Wheels, Loop And Power Adjust

Part #	Size	Wt.	Description	Price \$
RC8244	8 x 24	34	4 Loop 8x24 IH Replaces # 35428R91	114.01

other sizes available on request



Rear Wheel Wedge Kits

3 1/2" & 3 1/4" Rear Wheel Wedge Kit
Kit consists of (2) wedges for the 3 1/2" & 3 1/4" axle & (1) bolt.



Part #	Wt.	Application	Price \$
1287801CH	10 lbs.	706, 806, 756, 856, 826, 1026, 766, 966, 1066, Hydro 100	122.95
1287802CH	12 lbs.	1455, 1086, 1486	127.75

Wheel Bolts Weight approx. 1.5 lbs.

Part #	Application	Price \$
223312H	Replacement Bolt for Wedges Listed Above	57.42
539827RH	Fits IH 56, 66, 86, and 88 Series With Clamp Style Wheel	22.40



Wheel Bolt Weight is 0.05 lbs.

Part #	Application	Description	Price \$
913555	Fits the above hubs	Bolt 9/16 x 1 5/8	1.58

Front Wheel Bearing Kits




Part #	Application	Price \$
FW116FS	Cub and Cub Low-Boy	83.37
WBKIH10	Farmall A, Super A, B, C, Super C, 100, 130, 200, 230	35.21
FW113FS	H, Super H, M, ME, Super M, Super MD, 300, 350	44.48
FW112FS	M, 300, 350, 400, 450	109.10
FW119FS	460 Row Crop, 504, 606, 574, 584, 674, 784	24.68
WBKIH3	All 06, 56, 66, 86, 88 Series Tractors 1440, 1460, 1480 Combines	28.10

Taper-Lok Sets

WHY TAPER-LOK SPINDLE ARE BETTER.

"Taper Lok" spindles and steering arms have tapered splines to give a tighter fit than the original straight splines. In heavy duty use, the Taper Lok kit will outlast the original equipment. A "Taper Lok" kit includes all necessary hardware needed to install. The original thrust bearing , hub, and wheel bearings will fit this Taper -Lok Spindle Set.

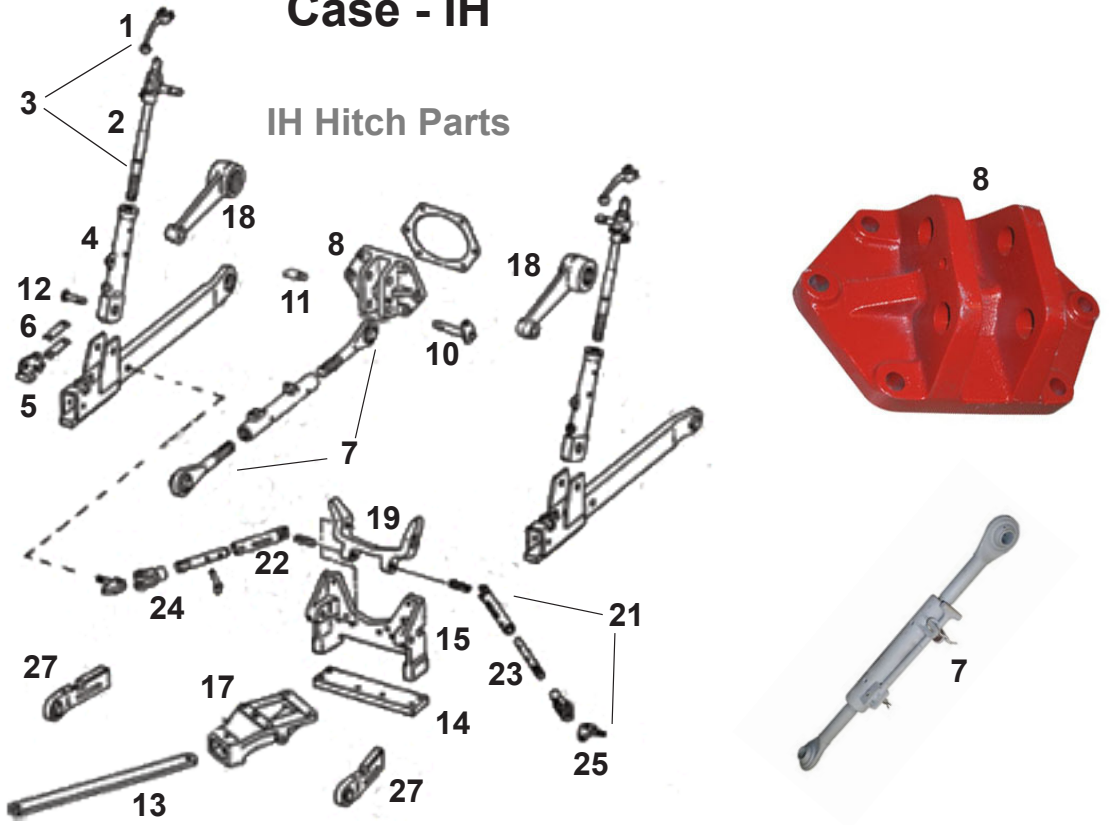


Part #	Application	Wt	Description	Price \$
71785TLS	706, 806, 1206, 1026, 826, 656, 666, 766, 756, 856, 1256, 1456, 966, 1066, 1466, 1468, 1568, 786, 886, 986, 1086, 1486, 1586, 3088, 3288, 3688, 5088, 5288, 5488	60	Kit: (2) Spindles, w/ (1) LH Strg arm, (1) RH Strg arm, & Hardware	474.86
71785TLLH	Same as above	27	(1) Spindle, w/ (1) LH Steering arm, & Hardware.	239.18
71785TLRH	Same as above	27	(1) Spindle, w/ (1) RH Steering arm, & Hardware.	235.18
405427SPOH	460, 544, 656	27	(1) Spindle only	220.17

Case - IH

HITCH

IH Hitch Parts



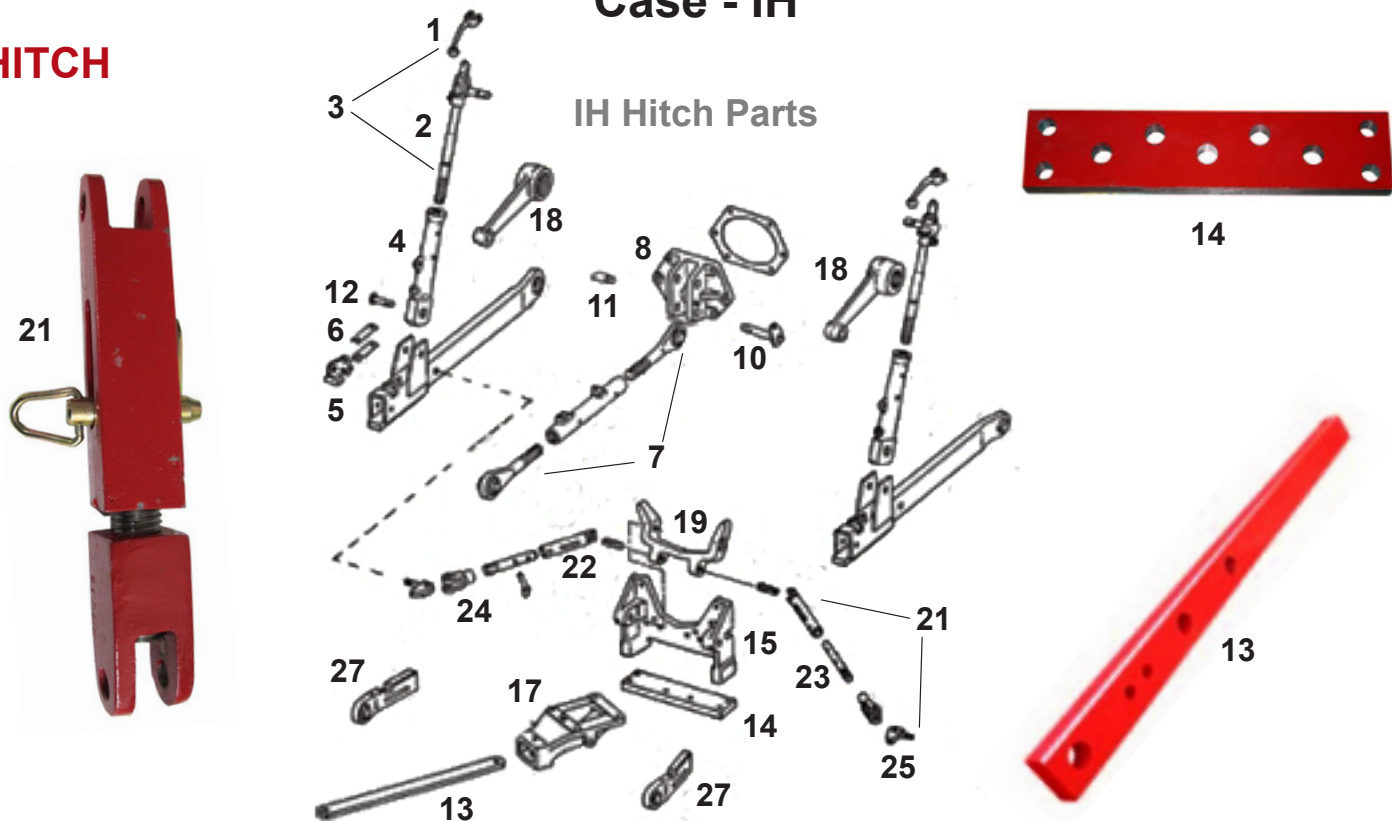
HITCH/FRONT END

Part #	Ref	Wt	Description	Price \$
523861RH	1	1	Crank - 06, 56, 66 series 3 pt.	11.89
527943RH	1	1	Crank - 454 thru 595	12.99
69831CH	2	3	Lift Link Screw - Super A, 100, 130, 140 all w/fast hitch	61.05
69992CH	2	3	Lift Link Screw - 574, 674	61.63
69993CH	2	3.25	Lift Link Screw - 574, 674, 584-884, Hydro 84 Row Crop 585-885, 595-995 all w/ Bar type Rear axles	61.63
3116725RH	2	3.5	Lift Link Screw - With Bevel gear 395, 495 w/telescope link, 585 to 995 w/flange rear axle, 584, 784, 884	69.95
523864RH	2	3	Lift Link Screw - 300, 330, 340, 400, 450, 460, 504, 2504, 560, 606, 660	50.35
389542RH	2	6	Lift Link Screw - 544, 656, 666, 686, Hydro 70, 86 Series	83.59
382165RH	2	6	Lift Link Screw - 706, 806 w/ 3 point hitch	81.75
398378RH	2	8	Lift Link Screw - 1206, 1256, 1456, 1066, 1466	103.63
108584CH	2	3.5	Upper Adj. Screw - 1066, 1466, 1468, 1566, 1086, 1486, 1586, H186, 3088, 3288, 3388, 3488H, 3588, 3688, 3788, 6388, 6788	53.34
149838CH	2	4	Upper Adj. Screw - 5088, 5288, 5488, 7288, 7488, 7110, 7120, 7130, 7140, 7150	
108583CH	2	6	Lower Adj. Screw - 1066, 1466, 1468, 1566, 1086, 1486, 1586, H186, 3088, 3288, 3388, 3488H, 3588, 3688, 3788, 6388, 6788	62.74
149837CH	2	5.5	Lower Adj. Screw - 5088, 5288, 5488, 7288, 7488, 7110, 7120	
397095RH	3	10	LH Screw Assembly - 756, 856, 826, 1026, 1206, 766, 966, Hydro 100	109.90
397096RH	3	10	RH Screw Assembly - Same application as above	109.90
520067RH	4	3.5	Vertical Lift Housing - Super A, 100, 130, 140	43.43
3121964RH	4	7.5	Vertical Lift Housing - 454, 464, 484, 495, 574, 584, 595, 674, 684, 685, 784, 884	83.30
402635RH	4	7.5	Vertical Lift Housing - 454, 464, 484, 495, 574, 584, 595, 674, 684, 685, 784, 884, 885, 995	79.27
522819RH	4	3.5	Vertical Lift Housing - 300, 330, 350, 400, 450, 460, 504, 2504, 560, 606, 2606, 660	53.95
538970RH	4	11.5	Vertical Lift Housing - 544, 656, 664, 666, 686, Hydro 70, Used on both 2 pt & 3 pt hitches, Rreplaces 389583R1	91.50
395142RH	4	6.5	Vertical Lift Housing - 706, 806 826, 756, 766, 966, 1066	76.15
396752RH	4	16.5	Vertical Lift Housing - 756, 856, 826, 1026, 1206, 766, 966, Hydro 100 (late 706, 806),	94.95
398384RH	4	16	Vertical Lift Housing - 1026, 1256, 1456, 1066, 1468, 1466, 1566, Hydro 100	89.45
72877CH	4	14	Vertical Lift Housing - 1566, 1568, 786-1086, 1486, 1586, Hydro 86, 3388, 3588, 3788, Hydro 3488, 6388, 6588, 6788, Replaces 108588C1	106.25
149836CH	4	13.5	Vertical Lift Housing - 7110-7150, 5088, 5288, 5488	
393500RH	5	1	Latches - 666, 766, 966, 1066, 686, 786, 886, 986, 1086, Category II 3-pt.	22.50
398373RH	5	2	Latches - 1066, 1466, 1566, 1468, 1568, 986, 1086, 1486, 1586, All 88 Series Category III 3 pt.	19.33
398399RH	5	2	Latches - 706, 806, 1206, 656, 756, 826, 856, 1026, 1256, Fast Hitch	19.34
380993RH	6	3	Latch Spring - Farmall 504 & 2504 (above SN 15030), IH 504 & 2504 (above SN 16698), 656, 2656, 544, 254, 664, 666, 686, 606	25.16
382192RH	6	1	Lower Latch Spring - 1066, 1086, 1466, 1468, 1486, 1566, 1568, 1586, 3088-6788, 7110-7150, 7210-7250	7.18
382193RH	6	1	Upper Latch Spring - 1066, 1086, 1466, 1468, 1486, 1566, 1568, 1586, 3088-6788, 7110-7150, 7210-7250	7.42
108632CH	7	26	All IH Category II Hitch Tractors	233.00
108591CH	7	35	All IH Category III Hitch Tractors - 1566, 1086, 1486, 1466, 5288, 5488, 1586, 3388, 3588, 3788	276.45
382212RH	8	24	Top Link Bracket - 706, 806, 986-3688	118.92
389372RH	8	20	Top Link Bracket - 544, 656, 2656, 664, 666,686, Hydro 70 & Hydro 86	136.95
382210RH	10	1	Third Link Bracket Pin - Category II 544, 656, 706, 806, 986	16.73
406685RH	11	1	Lower Pull Arm Front Pin - 656-1026, 666-1468, 686-1486, 3088-3688	17.11

Case - IH

HITCH

IH Hitch Parts



Part #	Ref	Wt	Description	Price \$
406686RH	11	1	Lower Pull Arm Front Pin - 1206, 1256, 1456, 1566, 1586, 3588 3788, 5088, 5288, 5488,6388, 6588, 6788	20.45
1286970CH	13	75	Drawbar - 7110, 7120, 7210, 7220, 8910, 8920	435.20
1286969CH	13	90	Drawbar - 7130, 7140, 7150, 7230-7250, 8930, 40, 50	425.95
381706RH	13	50	Drawbar - Replaces 2 piece drawbar - 706, 806, 756, 826, 856, 1026, 766 (below SN 13892) , 966 (below SN 270896)	221.95
3111194RH	13	30	Offset Drawbar - 354, 364, 384, 424, 444, 2300A	141.95
406467SPL	13	35	Drawbar - 385, 395, 454, 464, 485, 495, 574, 585, 595, 674, 684, 685, 695, 885, 895, 995, 2400, 2500	172.07
223351H	13	64	Drawbar - Replaces 2 piece drawbar 986, 1086, 1486, 1586, 5088,	246.95
223352H	13	67	Drawbar - Replaces 2 piece drawbar for all 06, 56, 66	258.95
223353H	13	77	Drawbar with Hammerstrap holes - Same application as above	259.95
389099RH	13	27	Stub drawbar - 544, 656, 666, 686, H70, H86	140.95
391988RH	13	52	Drawbar - Front tube 1206, 1256, 1456, 1066, 1468	179.13
393501RH	13	37	Drawbar - Front tube 706 (above SN 19250), 806 (SN 14500-23000), 756, 826, 1026, 766 (to SN 13892), 966 (to SN 270896)	265.00
397065RH	13	27	Stub drawbar - same as above	159.95
397066RH	13	40	Drawbar - 1206, 1256, 1456, 766 (above SN 13893), 966 (above SN 270897)	150.36
389065RH	14	15	Drawbar Support Plate - 544, 656, 666, 686, H70, H86	68.33
400714RH	14	16	Drawbar Support Plate - 706, 806, 1206, 756, 826, 1026, 766, 966	84.90
389360RH	15	48	Drawbar Support - 544, 656, 666, 686, H70, H86	279.99
389064RH	15	47	Drawbar Support - Fast Hitch, 706, 806, 756, 856, 826, 1026, 766, 966	279.95
539749RH	15	39	Drawbar Support - 706, 806, 1206, 756, 826, 1026, 856, 766, 966 with 2 piece drawbar	307.55
383385RH	15	38	Drawbar Support - Same applications as above with 1 piece drawbar	279.95
65301CH	16	1.5	Drawbar Stop Block - 766 (below SN 13892), 966 (below SN 27089)	19.06
65300CH	16	1.5	Drawbar Stop Block - 1066 (below SN 45021), 1466 (below SN 24402), 1468 (below SN 10083)	19.42
108507CH	16	1.5	Drawbar Stop Block - 766-1586, 3088-3788 all with 1 piece swinging drawbar	15.24
381707RH	17	52	Front Drawbar Support - 706, 756, 806, 856, 766 (below 13892), 966 (below 27089)	286.20
382386RH	19	15	Stabilizer Arm - 706, 806, 1206, 756, 826, 856, 1026, 766, 966, 1066, H100 Category II	166.05
392183RH	19	24	Stabilizer Arm - 1206, 1256, 1456, 1568, 1066, 1466, 1468, 1468, 1566, 1086, 1486, 1586, 3388, 3588, 3788, Category III	187.49
383362RH	20	1	Pivot Pin - 706 thru 1026, Hydro 100 Category II Hitches	22.90
67693CH	20	1	Pivot Pin - 1066 thru 1586, 3388 thru 3788 Catagory III Hitches	29.75
406242RH	21	8	Complete Sway Limiter - 706 thru 3488 Category II	77.16
406250RH	21	10	Complete Sway Limiter - 1206 thru 3788 Category III	123.98
406243RH	22	3.5	Rear Yoke - 706 thru 1026, Hydro 100, Hydro 186 Category II	46.95
406248RH	22	4.5	Rear Yoke - 1066 thru 1586, 3388 thru 3788 Category III	53.87
386198RH	23	2	Sway Limiter Stud - 706 thru 1026, Hydro 100, Hydro 186 Category II	30.60
406247RH	23	2.5	Sway Limiter Stud - 1066 thru 1586, 3388 thru 3788 Category III	20.74
406244RH	24	2	Front Yoke - 706 thru 1026, Hydro 100, Hydro 186 Category II	39.95
406249RH	24	2.5	Front Yoke - 1066 thru 1586, 3388 thru 3788 Category III	57.58
382397RH	25	1	Rear Stabilizer Eyebolt - Category II with 5/8" pin hole	26.55
392195RH	25	1	Rear Stabilizer Eyebolt - Category III 3 pt with 3/4" pin hole	38.28
392185RH	26	1	Front Stabilizer Eyebolt - 1066-1586, 3388, 3588, 3788 with 3/4" pin hole	18.95
382390RH	26	1	Front Stabilizer Eyebolt - 544-1026, 3088-3688 with 5/8" pin hole	21.91

Case - IH

HITCH



Hitch Pump Relief Valve

Fits 766 thru 1566, 786 thru 1586, 1468, 1568, 3388 thru 3788, 6388 thru 6788, Hydro 100

Part #	PSI	Price \$
396729	2300	144.75
543976	2500	144.75

Case Sway Block



Part #	Fits	Wt.	Price \$
A62428H	730, 830, 930, 770, 870, 970	18 lbs.	97.75

Drawbar & Drawbar Brackets



Part #	Application	Dimensions/Info.	Wt.	Price \$
A65750H	970, 1070	45.875" long, 2.5" wide, 1.25" high	43.0	206.12
A160849H	1270 SN ↑ 8717277, 1370, 1570, 2390, 2590, 2394, 2594	53.0" long, 3.0" wide, 1.75 high	80.0	266.52
A137939H	2090, 2290, 2094, 2294, 1896, 2096	55.785" long, 2.5" wide, 1.25" high	50.0	302.95
A61557H	1175, 1170-1570, 2090-2590, 2094-3594	Hammer Strap	12.0	101.03
A135435H	1270 & 1370 SN#s ↑ 8800875, 1570, 2090-2590, 2094-3594	Drawbar Roller	4.0	27.19
A57201H	730-1030, 970, 1070	Drawbar Bracket for Tractors w/o 3pt.	18.0	81.77
A59603H	770-1070, 1175	Drawbar Bracket for Tractors w/ 3pt.	28.0	239.40
A62428H	730, 830, 930- all w/3pt., 770, 870, 970	Sway Block	24.0	97.75

Top Links

IH CATEGORY II TOP LINK



Part #	Wt.	Description	Price \$
108632CH	35 lbs.	All IH CATEGORY II Hitch Tractors	233.00

IH CATEGORY III TOP LINK



Part #	Fits	Description	Price \$
108591CH	1566, 1086, 1486, 1466, 5288, 5488, 1586, 3388, 3588, 3788	All IH Category III Hitch Tractors	276.45

Top Link Pin

Part #	Fits	Price \$
382210RH	544, 656, 706, 806, 986.	16.73



Top Link Brackets

Part #	Fits	Wt.	Price \$
382212RH	706, 806, 986-3688.	24 lbs	118.92



Part #	Fits	Wt.	Price \$
389372RH	544, 656, 2656, 664, 666,686, Hydro 70 & Hydro 86.	20 lbs.	136.95



HITCHES

Hydraulic Cylinder NOT included - If needed 2 Cylinder Lift add \$37.50

Part #	Application	Description	Price \$
C	C, Super C, 200, 240		543.75
H	H, 300, 350	without drawbar	543.75
HWD	H, 300, 350	with drawbar	594.50
M2	M, 400, 450, 560	without drawbar	580.00
MWD	M, 400, 450, 560	with drawbar	630.75

2 pt. to 3 pt. Quick Adaptor

Convert your IH 2 pt. Hitch to 3 pt.

- Heavy duty construction
- Quick coupler design



Part #	Wt.	Description	Price \$
HDQTHL	64.0 lbs./pair	Tongs High Lift	436.95

International Harvester 3 pt Hitch Sway Limiters



Part #	Wt.	Application	Description	Price \$
522820RH	15	400, 450, 560 w/fast hitch	Sway Limiter	91.35
406242RH	7	756, 856, 826, 1026, 706, 806, 826, 1026, 766, 966, Hydro 100, 986, H100, H186	Sway Limiter Category II Complete	77.16
406244RH	2	SAME AS ABOVE	Front Yoke 3.8 long	39.95
386198RH	2	SAME AS ABOVE	Limiter Stud 8.125L x 1.125	30.60
406243RH	2	SAME AS ABOVE	Rear Yoke 7.25 long	46.95
383363RH	.5	SAME AS ABOVE	Lock out Pin	10.08
406250RH	10	1206, 1256, 1456, 1066, 1466, 1468, 1566, 1586, 1086, 1486, 1586, 3588, 3388, 3788	Sway Limiter Category III Complete	123.98
406249RH	3	SAME AS ABOVE	Front Yoke 3.98 long	57.58
406247RH	3	SAME AS ABOVE	Limiter Stud 1.25 Diameter	20.74
406248RH	4	SAME AS ABOVE	Rear Yoke 6.125 long	53.87
392193RH	.5	SAME AS ABOVE	Lockout Pins	8.48
400836RH	3	544, 664, 656, 666, 686, Hydro 70, Hydro 86	Rear Yoke	45.82
389369RH	2	SAME AS ABOVE	Pin and Yoke 1 pc.	38.63
406243RH	2	706, 806, 826, 1026, 756, 856, 766, 966, 786, 886, 986, H100, H186, H3488, 3088, 3288, 3688	7.250" Long Category II	46.95
406248RH	4	1206, 1256, 1456, 1066, 1466, 1468, 1566, 1568, 1086, 1486, 1586, 3388, 3588, 3788	6.125" Long Category III	53.87

Ford

FRONT END

Spindles



Part #	Application	Wt	Description	Price \$
D2NN3105CH	5000-7000 63-75 for use w/10.00 x 16 tires	19.0	RH	145.22
D2NN3106CH	Same as above	19.0	LH	145.22
C9NN3105CH	8000, 9000	22.0	RH	331.00
C9NN3106BH	8000, 9000	22.0	LH	273.85
D5NN3105CH	8700, 9700, TW5, TW10, TW15, TW20, TW25, TW35	23.0	RH	254.85
D5NN3106CH	Same as above	23.0	LH	274.82
2N3105H	9N, 2N 39-47	11.0	RH	91.95
2N3106H	Same as above	11.0	LH	64.99
8N3105BH	8N 48-52, NAA 53-54	10.0	RH	88.95
8N3106BH	Same as above	10.0	LH	88.95
957E3105H	600, 700, 800, 900, 2000, 4000 55-64 USA built	17.0	RH	82.95
957E3106H	Same as above	17.0	LH	85.97

Front Hubs



Part #	# Bolts	Application	Wt.	Price \$
86511582H		8N, NAA, Jubilee	8.0	92.69
C9NN1104FH		600, 800, 2000, 2600, 2610, 3000, 3600, 3610	12.0	56.97
C9NN1104EH		4000, 4110, 4600, 4610	12.0	41.86
C9NN1104DH	6	5000, 5600, 5700, 5710, 6600, 6610, 6700, 6710, 7000, 7600, 7610, 7700, 7710 Uses Stud Bolts	13.0	59.75
313020H		Same application as above. Uses Lug Bolts	14.0	103.04

Tie Rods

Ford 8000 thru TW35 Series Tie Rods



Part #	Application	Wt	Description	Price \$
E3NN3307AAH	8000, 8200, 8400, 8600, 8700, 9200, 9600, 68-76 9000, 9700, for Adj. wide axle	2	Short tie rod RH thread used w/ C7NN3280DH Long tie rod 11 1/2	25.60
C7NN3289CH	Same as above but for all purpose axle	3	Short tie rod RH thread w/.687 taper used w/ C7NN3280DH Long tie rod	31.02
C7NN3280DH	Same application as both above	5	Long tie rod- notches are on bottom	40.51
D8NN3289DBH	8000, 8700, 9700, TW10, TW20, TW30	2	Long tie rod RH threads	63.98
E2NN3289BAH	TW5, 15, 25, 35, ↑ 8/83 w/ HD wide axle	2	Short tie rod	38.21
E2NN3280BAH	Same application as above	10	Long tie rod - 8 cross holes	69.38
E1NN3289AAH	Used w/ any of the long tie rods listed below	3	Short tie rod	50.32
D8NN3280DAH	TW10, 20, 79-83	13	Long tie rod - 8 cross holes	68.22
D8NN3280EAH	TW10, 20, HD & TW30 w/ std. width adj. axle	12	Long tie rod - 7 cross holes	132.42
D8NN3280FAH	Same applications as above but w/ wide adj. axle	16	Long tie rod - 7 cross holes	123.19
E1NN3280AAH	8700, 9700, 8/76 - 78, TW10, 20, reg duty short whl base	11	Long tie rod - 8 cross holes	69.53
E2NN3280AAH	TW5, 15, 25, 35, ↑ 8/83 w/HD wide adj. axle	12	Long tie rod - 8 cross holes	111.75
D8NN3A302AAH	8000, 8700, 9000, 9700, TW5, TW15, TW25, TW30	4	Short tie rod - RH threads	60.65
E6NN3B539AAH	8216, TW5, 15, 25, 35	3	Female tie rod	50.20
D8NN3B539ABH	8000, 8700, 9700, TW10, TW20, TW30	3	Female tie rod	44.88
E3NN3307AAH	8000, 8700, 9700	2	Male tie rod - RH threads	25.60

Models 2000-4000

Part #	Application	Wt	Description	Price \$
C5NN3A300BH	2000, 2600, 2610, 3000, 3600, 4110 ↑ 1965 all w/PS	2	Frt. drag link end LH thread	21.90
C5NN3308EH	2000, 3000, 65-75, 2610, 3610, 4110, 75-81 less cab, 2600, 3600, 4000, 4100, 4140, 4600 util. (all w/PS)	9	LH rear drag link end	84.25
C5NN3307GH	2000, 3000, 65-75, 2600, 3600, 4100, 75-81 less cab, 2610, 3610, 4110-81-9/84 less cab, 4100 75-81 (all w/PS)	8	RH rear drag link end	88.38
957E3290BH	Super Dexta 57-64, 2000-3000 65-75, 2600, 3600, 4100 7-81 less cab, 2610, 3610 81-9/84 less cab, 3910, 4110 less cab, 4600SU, 4610SU, All w/ manual steering	2	Frt. drag link end LH threads	9.31
957E3307BH	Same application as above, all w/manual steering	2	Rear drag link end RH threads	10.95
D4NN3278AH	2600, 3600, 4100 65-81, 2610, 3610 81-9/84, 3910, 3100, 4100, 4110, 4600, 4610 all w/cabs	2	LH outer tie rod	45.10
E1NN3A300AAH	4100, 4600, 4610	3	Front drag link end	19.21
C5NN3307MH	4100, 4200	5	Tie rod end	95.63
C5NN3282EH	4100, 4600, 4610	5	Tie rod end	27.97
E3NN3307AAH	4400, 4410, 5100, 5200, 5600, 5610, 6000, 6600, 6610, 7100, 7200, 7600, 7610, 8000, 8700, 9700, TW10, TW20	2	Tie rod end	25.60
DONN3A300AH	4000 65-75, 4100, 4600 75-81, 4610	2	Front drag link end	28.93
C7NN3307AH	4000 4/70-75 w/manual strg., 4600 8/70-12/71 w/PS, 4100 (4600 75-81 man. strg.) 4610 ↑ 81 man steering	11	Rear drag link end	49.74
C5NN3289CH	4000 All purpose, (3430, 3939, 4130 manual strg.), 4100, 4600, 4610 manual & PS	2	Short RH outer tie rod	21.40
C5NN3278AH	4000 65-67, 4600 75-81, 4610 ↑ 1981	3	Long LH outer tie rod	25.45

Ford

FRONT END

Tie Rods

Drag Link Ends for Utility Models 1939-1961



Part #	Application	Weights	Description	Price \$
9N3270H	9N, 2N 39-47	2.0	Drag link end, used on front of drag link	10.69
8N3270H	8N 48-54	2.0	Drag link end, used on front of drag link	10.20
NAA3270AH	NAA, 600, 800 53-61	2.5	Drag link end, LH thread used on front of drag link	12.90
NAA33271AH	Used on all above models	3.0	Drag link end, RH thread	11.99
8N3314DH	8N	3.0	Tie rod tube	42.27

Ford 5000, 6000, 7000

5000, 6000, 7000 with Power Steering

Part #	Application	Weights	Description	Price \$
E3NN3307AAH	(5100, 7100 9/70↑) 5200, 7200 ↑ 67, 5000, 5600, 5610, 6600, 6610, 7000, 7610	2.0	Short tie rod-RH thread	25.60
C7NN3289CH	5200, 7200 ↑ 67 w/all purpose frt. axle	3.0	Short tie rod-RH thread	31.02
C7NN3281AH	5610, 6610, 7710 81-3/85 (5900 ↑ 85) 5600, 6600, 7600 ↑ 75, 5100, 7100 ↑ 65	4.0	Long tie rod	30.36
E3NN3B539AAH	5610, 6610, 6710, 7610, 7810, ↑ 85, 5100, 5600, 5900, 6410, 6600, 6810, 7100, 7600	3.0	Tie rod end	50.90
E3NN3278ABH	5610, 6610, 6710, 7610, 7810 ↑ 81, 5100, 5600, 5900, 6410, 6600, 6810, 7100, 7600	7.0	Tie rod-male	95.51
E3NN3N981AAH	5110, 5610, 5900, 6410, 6610, 6810, 7610	2.5	Tie rod-RH threads	35.96
D8NN3A302AAH	5700, 6700, 6710, 7700, 7710	3.0	Tie rod-RH threads	60.65
E3NN3289AAH	5100, 5110, 5600, 5610, 6410, 6600, 6610, 7100, 7600, 5900, 6810, 7610	2.5	Tie rod-female	63.97
C5NN3282FH	Same application as above	4.0	Tie rod-male	27.45
E6NN3B539AAH	7700, 7710, 7910	3.0	Tie rod-female	50.20
D8NN3B539ABH	5700, 6700, 6710, 7700, 7710	3.0	Tie rod-female	44.88

With Manual Steering

Part #	Application	Wt	Description	Price \$
C7NN3304CH	500 & 7000 65-75 replaces thread style link used 65-12/67, 5600, 6600, 7600 71-81, 5610 & 6610 ↑ 81, 5100, 5610, 6410, 7100 All w/manual stg	11.0	Drag link	108.53
C5NN3308CH	5000, 5600, 6600, 5610, 6600, 6610, 7000 65-12/67	2.0	Front drag link end-LH threads	21.90
C7NN3A300AH	5100 (5000, 7000 68-75) also 65-12/67 when repl non thread link (5600, 6600, 7600 75-81) 5610, 6610 ↑ 1981, 6410, 7100	2.5	Front drag link end	31.31
C5NN3307EH	5000, 5100, 7000, 65-12/67	2.0	Rear drag link end-RH threads	31.60
C7NN3307BH	5000, 7000 68-75, also 65-12/67 when repl. non thread link (5600, 6600, 7600 75-81) 5610, 6610 ↑ 81, 5100, 6410, 7100, 7610	8.0	Rear drag link end	66.63
C5NN3281CH	5000, 7000 65-67, 5600, 6600, 5610, 6610 65-5/67	4.0	Left hand outer tie rod	40.72
C7NN3280FH	5000 & 7000 6/67-75, 5600, 6600, 7600, 5610, 6610 6/67 ↑ 5100, 6410, 7100	4.5	Left hand outer tie rod	27.26
C5NN3280FH	5000, 5600, 5610, 6600, 6610, 7000 65-5/67 all w/man strg.	4.0	RH outer tie rod	45.80
C7NN3289EH	5000, 7000 6/67-75, 5100 (5600, 6600, 7600 75-81) 6410 (5610, 6610 ↑ 81) 7100, 7610	2.0	Right hand outer tie rod	26.77

Steering Arms



Part #	Application	Wt	Description	Price \$
310799H	Dexta, NAA, 2100, 2600, 3100, 3600, 4100, 4140, 600, 700, 800, 900, 8N	2	RH/LH steering arm	63.95
E3NN3130AAH	5100, 5110, 5600, 5610, 5900, 6410, 6600, 6610, 6810, 7100, 7600, 7610, All w/power steering	5	RH-tie rod attaches to top of steering arm	64.37
E3NN3131AAH	Same as above	5	LH steering arm-tie rod attaches to top of steering arm	81.64
C5NN3130AH	5100, 5600, 5610, 5900, 6600, 6610, 7100, 7600, 7610, all w/power steering	4	RH steering arm-tie rod attaches to bottom of steering arm	71.78
C5NN3131AH	Same as above	4	LH steering arm-tie rod attaches to bottom of steering arm	61.63
D5NN3130CH	5700, 6700, 6710, 7700, 7710, 8700, 9700, TW5, TW15, TW25 all w/long wheel base	8	RH steering arm-39 spline	117.81
D5NN3131BH	Same application as above	12	LH steering arm-39 spline	321.95
D5NN3130BH	5700, 6700, 6710, 7700, 7710, 8200, 8700, 9700, TW10, TW20 all w/short wheel base	9	RH Steering arm-39 tooth spline	71.78
D5NN3131CH	Same application as above	8	LH Steering arm-39 tooth spline	50.68
D2NN3130AH	8000, 8600, 9000, 9600	5	LH on wide adj fronts, RH on all purpose fronts-36 tooth spline	116.58
D2NN3131BH	Same as above	5	RH on wide adj fronts, LH on all purpose fronts	150.95
D8NN3130HAH	TW10, TW20 w/long wheel base	8	RH 39 spline	151.96
D8NN3131GAH	Same as above	12	LH 39 spline	206.77
D8NN3130GCH	TW10, TW20, TW30 all w/hvy duty axle	8	RH 42 spline	151.96
D8NN3131JAH	Same as above	12	LH 42 spline	329.95

Prices are subject to change without notice, call to verify price & availability.

Ford

FRONT END

Front Wheels



Part #	Size	Wt.	Description	Price \$
RDC319SM	3 x 19	15	FORD-blank rim use your center 2N, 8N, 9N	55.00
W45166	4.5 x 16	18	FORD-6 bolt 4.62 pilot 8N, NAA, Jubilee, 600, 800, 2000, 4000	70.95
FR3195	3 x 19	16	FORD-5 bolt large center for 2N, 9N	93.42
FR3196	3 x 19	18	FORD-6 bolt small center 8N	93.42

HITCH

Ford Replacement Leveling Box Assemblies, Lift Arms & Components

Part #	Application	Dimensions/Info.	Wt.	Price \$
8N577AH	2N, 8N, 9N, NAA	R.H. Box Assembly	14 lbs.	70.65
NCA577AH	2N, 8N, 9N, NAA, 600, 700, 800, 900	R.H. Box Less Fork	6 lbs.	59.65
957E566H	same as above	L.H. & R.H. Knuckle	2 lbs.	9.95
8N564BH	2N, 8N, 9N, NAA	L.H. Lift Rod Assembly	9 lbs.	45.55
C5NNB863AH	2N, 8N, 9N, NAA, 600, 700, 800, 900	L.H. Lift Rod w/Knuckle	3 lbs.	20.23
ECON585AH	2N, 8N, 9N, NAA	Leveling Yoke Fork	6 lbs.	23.95
NCA585BH	600, 700, 800, 900	same as above	6 lbs.	30.75
EONN569AAH	2000, 2600, 2610, 3000, 3100, 3600, 3610	R.H. Assembly	14 lbs.	
NCA577AH	same as above	R.H. Box Less Fork	6 lbs.	59.65
EONN585BAH	same as above	L.H. & R.H. Fork	6 lbs.	23.00
2N564BH	2000, 2600, 2610, 3000, 3100, 3600, 3610	L.H. Lift Rod Assembly	10 lbs.	53.80
957E566H	same as above	L.H. & R.H. Knuckle	2 lbs.	9.95
C5NNB863AH	same as above	L.H. Yoke Rod	3.0 lbs.	20.23
8N564BH	2N, 8N, 9N,	L.H. Yoke Rod-Non Adj.	9.0 lbs.	45.55
C5NN564BH	2000, 2600 only (175-11/78)	same as above	3 lbs.	
C5NN569AMH	4000, 4600	R.H. Box Assembly Complete	14 lbs.	75.75
NCA577AH	4000, 4600	R.H. Box Less Fork	6.0 lbs.	59.65
957E566H	4000, 4600	L.H. & R.H. Knuckle	2.0 lbs.	9.95
C5NN585BH	4000, 4600	L.H. & R.H. Fork	2.0 lbs.	36.07
4N564BH	4000, 4600	L.H. Complete Lift Arm	13 lbs.	78.95
E4NNN673AAH	4000, 4600	L.H. Yoke Rod	5 lbs.	27.41
D2NNN983WFH	5000, 5100, 5200, 5600, 6600, 6610, 6700, 7100, 7200, 7600	R.H. Leveling Box w/Fork	34 lbs.	144.93
D2NNN983AH	same as above	R.H. Box Less Fork	22 lbs.	101.43
C5NNN579CH	same as above	Rod & Gear only for above Box Assembly	7 lbs.	57.64
C7NNA935CH	same as above	L.H. & R.H. Yoke Fork	13 lbs.	50.97
C5NNB863CH	same as above	L.H. Yoke Rod	7 lbs.	47.63



Drawbar



Part #	Application	Dimensions/Info.	Wt.	Price \$
9N5182AH	2000, 3000, 2600, 3600	32.8750 long, 1.8750 wide, 1.125 high, 1.5 offset	18.0 lbs.	27.61
C5NN805CH	2000, 3000, 4110 all w/swinging, 2600, 3100, 3600	32.50 long, 20 wide	20.0 lbs.	190.54
C5NN805JH	(2810-4610, 4100 & 4600 all w/clevis) 3230-4830 ↑ 7/90	1.250 high, 2.750 offset	24.0 lbs.	282.95
C5NN805AH	5000 & 7000 both '65-6/73, 7100, 7200	34.750 long, 2.250 wide, 1.3750 high	32.0 lbs.	144.95
E3NN805AA12BH	5110-6810, 5640HDd-7740HD ↑ '11/91	41.750 long, 30 wide, 1.3750 high	48.0 lbs.	182.12
C7NN805CH	8000, 9000 TW10, 20, 30—Call A & I	41.750 long, 30 wide, 1.3750 high	49.0 lbs.	179.25
D8NN805AAH	TW30 ↑ 179, TW30, 8830 ↑ 183	42.250 long, 3.00 wide, 1.6250 high	38.0 lbs.	163.49

Stabilizer Chains

Weight is approx. 5 lbs.



Part #	Application	Price \$
CFPND936B	Fits 3055, 4600-7600, 5100 & 7100, 5110, 6610-7610	34.68

Lower Lift/Pull Arm Right Hand/Left Hand



Part #	Application	Wt.	Description	Price \$
9N555BH	Fits 2N, 8N, 9N, NAA '53-'54	33 lbs.	*These arms are heat treated	44.55

Rear Wheels

other sizes available on request

Part #	Size	Wt.	Description	Price \$
RC10286	10 x 28	48	6 Loop 10x28 Fords, Ferguson utilities etc.	131.14
RC12286	12 x 28	68	6 Loop 12x28 SAME AS ABOVE	160.95

Front Wheel Bearing AG Kits

Part #	Application	Price \$
CBPN1200A	8N, 9N, 27, 7AA, 600, 700, 800 900, 2000, 4000, early	27.68
FW94WS	4000, 65-75	13.34
FW96WS	5600, 5700, 6600, 6700, 7600, 7700	17.98



Swinging Drawer Kit

For 8N, NAA, 600, 2000, TO20, TO64, MF35 & 50
Kit includes drawbar, hanger & clevis Assembly

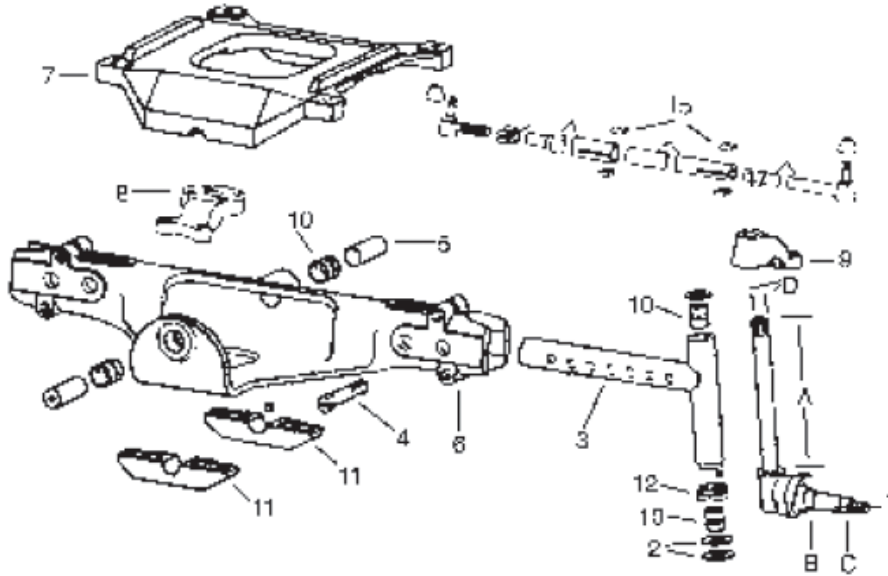
Part #	Wt.	Price \$
D2NN3A710BH	37 lb	99.95



HITCH/FRONT END

John Deere

FRONT END



Part #	Ref	Wt	Description	Price \$
AA5789RH	1	21	Row Crop Spindles - A, AO, AR, B, G, GH, 50, 60, 70, 520, 530, 620, 630, 720, 730	207.95
AR55180H	1	22	Row Crop Spindles - 2510,3010,3020,4000,4010,4020,4320, 2520 (above SN 022001)	173.95
AR55179H	1	20	Row Crop Spindles - 3010, 3020, 4010, 4020, 4320, Standard non-Adj.. front axle	173.93
AR50983H	1	11	Row Crop Utility Spindles - 3010, 3020	211.27
AR50981H	1	27	Row Crop Spindles - 2510, 4010, 4020, Hi-Crop 2520, Hi-Crop (above SN 22001)	271.49
AR69323H	1	15	Row Crop Spindles - 4030, 4230, 4430	193.78
AR53850H	1	15	Row Crop Spindles - LH/RH, 4030	430.33
AR81954H	1	15	Row Crop Spindles - 4055,4230,4430,4040,4240,4440,4050,4250,4450,7600,7700,7800	214.85
AR82754H	1	29	Row Crop Spindles - 4055,4255,4455,4240,4440, 4050,4250, Hi-Crop axles	465.42
AR53880H	1	15	Row Crop Spindles - 4630, 4640,4840,4650, 4850, 4555-4955, 4560, 4760, 4960	349.16
RE57642H	1	30	Row Crop Spindles - 7200, 7400, 7410 (below 011540), 7510 (below 030000)	248.38
RE71278H	1	30	Row Crop Spindles - 7210 (010921 up), 7410 (011541 up), 7510 (030001 up),7220,7230,7420 - Spindle has shoulder for thrust bearing	268.35
AR103473H	1	11	Utility Spindles - Keyed, 820, 830, 1530, 1020, 1520, 2020 Sweep back, 2040, 2030 SN - 187300	188.06
AR103472H	1	11	Utility Spindles - Keyed, 1020, 1520, 1530, 2030, 2630, 2040, 2240, 2600, 2440 (below SN 340999), 2020, Sweep back, 820, 830	163.77
AR103471H	1	15	Utility Spindles - Keyed 1020, 1520, 1530, 2020, 2630 Str axle, 2030, 2440, 2640, (below SN 340999), 2240	171.70
AR67416H	1	18	Utility Spindles - Splined, 1020 HD, 1520, 2020, 2030, 2630 Hi-knee, 2440, 2640 (below SN 340999)	372.68
AR67417H	1	16	Utility Spindles - Splined, 1020, 1520, 2020, 2060, 2630, Medium knee, 2440, 2640 (above SN 340999)	328.86
AR58606H	1	12	Utility Spindles - Keyed 820, 2150, 2255 Sweep back, 2155-2755 Mid-hi axle, 2350 low profile	151.34
AT34973H	1	16	Utility Spindles - LH/RH 2630, 2440 (above SN 341000), 2510, 2155, 2355, 2855 Sweep back	420.29
AR58607H	1	12	Utility Spindles - Splined 2155 Hi-Straight axle	177.24
AT76138H	1	40	Utility Spindles - Splined, 2355, 2555, 2750, 2755, GP models w/extra heavy duty fixed axle	449.15
AR91149H	1	16	Utility Spindles - 2440, 2640 SN 341000, Sweep back axle	237.40
AR91150H	1	16	Utility Spindles - LH/RH 2440, 2640 (above SN 341000) Straight axle	283.75
AR76932H	1	16	Utility Spindles - LH/RH 2440, 2640 Med Knee	279.50
AR76933H	1	18	Utility Spindles - Splined 2440 Hi-Knee, 2640 (above SN 331510), Hi-Knee 2355, 2555 Mid-Knee, 2755	287.52
AL57578H	1	17	Utility Spindles - Splined 2355, 2555 Mid-Knee, 2755	473.40
AL38381H	1	19	Utility Spindles - Splined 2150-2750, 2155-2755, 6100-6500, 6210-6510, 6120-6420 all low profile	393.17
AL28222H	1	19	Utility Spindles - Splined 2350, 2550, 2355, 2555, 2755 Hi-knee	228.98
AL57855H	1	30	Utility Spindles - 3050,2955-3255,6100-,6500,6110-6410, 6220-6520 w/fender mounting bracket	544.56
A890RH	2	1	Thrust Washer (2 per spindle) - AAO AR B G H 50 60 70 520 620 720 530 630 730 - Factory wide fronts	9.95
R49838H	2	1	Thrust Washer (2 per spindle) - 4030-4430, 4040-4440, 4020-4450, 4255, 4455, 6100-6300, 6110-6410, 6120- 6420, 7200-7800, 7210-7810	6.43
AR50963H	3	40	Knee Extension - 2510, 2520, 3010, 3020, 4000, 4020, 4320	346.95
AR80193H	3	63	Knee Extension - 4230,4430,4040,4240,4440,4055,4255,4455 - LH with reg. Adj.. front axle 52-72"	488.74
AR80192H	3	63	Knee Extension - 4230,4430,4040,4240,4440,4055,4255,4455 - RH with reg. Adj.. front axle 52-72"	488.74
B2694RH	4	2	Lock Bolt - 2510 3010 4010 4000 4020 4320 4230	19.72
R54195H	5	4	820, 830, 1020, 1520, 1530, 2020, 2030, 2630, 2040, 2240, 2640	25.58
R27817H	5	3	Front and Rear Pivot Pin -2510, 2520, 3010, 3020, 4000, 4020, 4320	37.31
T29205H	5	3	Front Pivot Pin -2840, 2940, 2950, 2955, 4030, 4040, 4050, 4055, 4230, 4430, 4440, 4255, 4455	20.24
L40771H	5	4	Front Pivot Pin -2955, 3055, 3050, 3150, 3150, 3350, 3650	32.74
T21669H	5	4	Front Pivot Pin -1020, 1520, 1530, 2020-2040, 2630, 2240-2640, 2750,2550, 2555, 2755, 2150, 2155, 2350, 3050, 3350	16.31
R51798H	5	3	Rear Pin Pivot Pin - 4030, 4230, 4430, 4040, 4240, 4440, 4050, 4250, 4450, 4055, 4455, all MFWD	22.69
R79996H	5	3	Front Pin Pivot Pin - 4630, 4640, 4840, 4050 to 4855, 4560 to 4960	34.95
R73635H	5	3	Rear Pivot Pin - Same as above	36.82
AR50865H	6	165	Center Axle Housing - 2510 2520 3010 4010 3020 4000 4020 4320 4230	1,109.40
AA5765RH	7	70	Center Pivot - 50, 520, 530, 60, 630, 70, 720, 730	344.64
AR69836H	7	120	Center Pivot - 2510, 2520, 3010, 3020, 4000, 4020, 4320	472.61

John Deere

FRONT END

Part #	Ref	Wt	Description	Price \$
F3176RH	8	5	Center Steering Arm - 520 620 720 530 630 730 - all with square front axle	82.95
R27808H	8	13	Center Steering Arm - 2510, 2520, 3010, 3020, 4000, 4010, 4020, 4320	123.05
R61159H	8	13	Center Steering Arm - 4430 4240 4440 4050 4250 4450 4055 4255 4455	162.92
R51121H	8	13	Center Steering Arm - 4630 4640 4555 4755 4560 4760 - all with MFWD	131.81
F3174RH	9	8	Outer Steering Arm RH - 520, 530, 620, 630, 720, 730	135.10
F3175RH	9	8	Outer Steering Arm LH - Same as above	135.10
R47765H	9	7	Outer Steering Arm RH - 2510, 2520, 3010, 3020, 4000, 4010, 4020, 4320	57.75
R47766H	9	7	Outer Steering Arm LH - Same as above	57.75
R61152H	9	9	Outer Steering Arm RH - 4430, 4240, 4440, 4050, 4250, 4450, 4055, 4455	71.92
R61153H	9	9	Outer Steering Arm LH - Same as above	71.92
R49849H	9	11	Outer Steering Arm RH - 4630, 4640, 4650, 4555, 4755, 4560, 4760	123.18
R49851H	9	11	Outer Steering Arm LH - Same as above	161.74
R66128H	9	12	Outer Steering Arm RH - 4840, 4850, 4955, 4960	82.60
R66129H	9	12	Outer Steering Arm LH - Same as above	81.35
R52838H	9	13	Outer Steering Arm RH - 5020, 6030	208.95
R52839H	9	13	Outer Steering Arm LH - Same as above	189.95
A877RH	10	1	Front Pivot Bushing - AAO AR B G H 50 60 70 520 620 720 530 630 730 4020 wide front	8.50
R52188H	10	1	Front Pivot Bushing - 4630 4640 4840 4650 4850 4555 4755 4955 4560 4760 4960	11.42
R65827H	10	1	Rear Pivot Bushing - 4040 4240 4440 4050 4250 4450 4255 4455	10.71
AR30154H	11	5	Pivot Plate Clamp - 2510 2520 3010 4010 3020 4000 4020 4320	66.57
B2693RH	12	1	Thrust Washer Shield - 2510 3010 4010 3020 4020 4320 - used w/AR50912 & 13 extensions	10.15
T25809H	13	17	6 Bolt Front Axle Hub - 1020, 1520, 2020, 1530, 2630, 2640	64.26
R49839H	13	17	6 Bolt Front Axle Hub - 1020, 1520, 2020, 2030, 2630 HD, 2640 Orchard, 2150, 2255, 2350, 2550	70.47
R47076H	13	18	6 Bolt Front Axle Hub - 2150, 2255, 830, 1530, 2040, 2240, 2150, 2350, 2550	62.50
R62436H	13	19	6 Bolt Front Axle Hub - 2440	149.72
R48763H	13	19	6 Bolt Front Axle Hub - 2510, 2520, 3010, 3020, 4000, 4010, 4020, 4320	62.53
R49841H	13	25	6 Bolt Front Axle Hub - 2955, 3055, 3255, 4030, 4230, 4430, 4040, 4240, 4440, 4050, 4250, 4450, 4455	83.04
R63556H	13	28	6 Bolt Front Axle Hub - 2355-2855, 2750, 4520, 4620, 5020, 6030, 4630, 4640, 4840, 4650, 4850, 4555-4955, 4560-4960	119.71
913555	14	0.5	9/16" Wheel Hub Bolt	1.58
943558	14	0.5	5/8" Wheel Hub Bolt	2.15
R28024H	15	0.75	Tie Rod Wedge Block - Used on all two wheel drive models	1.58

2 Cylinder Front-end Round Axle



Part #	Description	Price \$
AB3633RH	Center Steering Arm with balls	87.00
AB4685RH	Steering arm RH outer with balls	182.10
AB4686RH	Steering arm left hand with balls	182.10
AF1187RH	Inner tie rod	58.00
F1617RH	Steering balls	13.95
B2696RH	Outer tie rod	36.25
H982RH	Tie rod end housing	45.00
C985	7/8 Fine wheel nut	1.99

2 Cylinder Front-end Square Axle



Part #	Description	Price \$
AA5765RH	Center Pivot Plate	344.64
AF3206RH	Tie rod L.H. Early	75.00
AF3207RH	Tie rod R.H. Early	75.00
F3624RH	Tie rod L.H. Late	105.99
F3625RH	Tie rod R.H. Late	122.92
F3176RH	Center Steering Arm	82.95
AR21944RH	Tie rod end R.H.	22.74
AR21945RH	Tie rod end L.H.	19.58
F3174RH	Steering arm R.H.	135.10
F3175RH	Steering arm L.H.	135.10

SPINDLES

Spindles for John Deere Row Crop Tractors



Part #	Application	Wt	Description	Price \$
AA5789RH	A, AO, AR, B, G, GH, 50, 60, 70, 520, 530, 620, 630, 720, 730, factory wide fronts only	21.0	LH/RH	207.95
AR55180H	2510, 3010, 3020, 4000, 4010, 4020, 4320	21.5	LH/RH	173.95
AR50983H	3010, 3020 row crop utilities	10.75	LH/RH	211.27
AR69323H	4030, 4230, 4430	15.0	LH/RH	193.78
AR81954H	4230, 4430, 4040, 4240, 4440, 4050, 4250, 4450, 4055, 4255, 4455	15.0	LH/RH	214.85

Spindles for John Deere Utilities

Part #	Application	Wt	Description	Price \$
AR103472H	1020, 1520, 1530, 2030, 2630, 2040, 2240, 2640 & 2440 SN↓ 340999, 2020 swept back, 820, 830	11.0	LH/RH	163.77
AR58606H	820, (2150, 2255 swept back) 2155, 2355, 2555, 2755 mid-high axle, 2350 low profile	11.5	LH/RH	151.34
AR74606H	2350, 2550, 2555, 2755, HD axles	21.0	LH/RH	277.75

John Deere

FRONT END

Front Hubs

Part #	# Bolts	Application	Wt.	Price \$
T25809H	6	1020, 1520, 2020, 1530, 2630, 2640	18	64.26
R49839H	6	1020, 1520, 2020, 2030, 2630 HD, 2640 Orchard, 2150, 2255, 2350, 2550	18	70.47
R47076H	6	2150, 2255, 830, 1530, 2040, 2240, 2150, 2350, 2550	18	62.50
R62436H	6	2440	19	149.72
R48763H	6	2510, 2520, 3010, 3020, 4000, 4010, 4020, 4320	19	62.53
R49841H	8	2955, 3055, 3255, 4030, 4230, 4430, 4040, 4240, 4440, 4050, 4250, 4450, 4455	25	83.04
R63556H	8	2355, 2555, 2755, 2855, 2750, 4520, 4620, 5020, 6030, 4630, 4640, 4840, 4650, 4850, 4555, 4755, 4955, 4560, 4760, 4960 & 9940-9960 Cotton Pickers	28	119.71



Tie Rods

Complete Tie Rod Assemblies



Part #	Application	Wt	Description	Price \$
AR44332H	2510, 2520, 3010, 3020, 4000, 4010, 4020, 4320, 4230	11.0	3.750 short tie rod, 12.3750 large outer tube one end threaded, 11.50 small inner tube, 12.750 long outer tie rod	119.90
AR44334H	Same as above but w/880 wide tread & 4320 w/MFD	11.0	3.875 short tie rod, 12.3750 larger outer tube, one end threaded, 15.50 extra long tube, 12.750 long outer tie rod	122.89
AR44335H	4030, 4230, 4430, 4040, 4240, 4440, 4050, 4250, 4450, 4455, 4255All w/narrow wide axles	12.0		91.42
AR44336H	Same as above, but w/reg wide front axles	12.0	3.8120 short tie rod, 17.50 tube, 16.00 outer tie rod	94.47
AR44337H	Same application as above, but w/extra wide row front axles	12.0	3.8120 inner tie rod, 20.50 tie rod tube, 18.750 long tie rod	122.01
AR44338H	4230, 4430, 4040, 4240, 4440, 4050, 4250, 4450, 4055, 4255, 4455 all Hi-Crop	12.0	3.8120 inner tie rod, 18.3750 tie rod tube, 16.00 outer tie rod	102.59
AR44339H	4230, 4430, 4630, 4040, 4240, 4440, (4640 SN ↓2436) all w/MFD	12.0	4.1870 short tie rod, 17.3750 tie rod tube, 22.50 long tie rod	104.04
AR44340H	4630, 4640, 4650, 4555, 4755, 4560, 4760, all w/reg wide frt. axles	13.0	3.4370 short inner tie rod, 17.3750 tie rod tube, 16.2500 long outer tie rod	115.06
AR44341H	4630, 4640, 4650, 4555, 4755, 4560, 4760, all w/extra wide front axles	12.0	4.1870 short tie rod, 19.750 extra long tie rod tube, 19.50 extra long tie rod	149.95
AR44342H	4640 SN ↑2437 MFWD	12.0	4.8710 short tie rod, 19.750 tie rod tube, 21.00 long tie rod	144.86
AR44343H	4840, 4850, 4955, 4960, all w/reg. wide frt. axles	12.0	3.8750 short inner tie rod, 17.00 tie rod tube 15.8750 long outer tie rod	135.79
AR44344H	4840, 4850, 4955, 4960, all w/extra wide frt. axles	12.0	4.8710 short tie rod, 20.750 tie rod tube, 18.50 long tie rod	139.06
RE12324H	4050, 4250, 4450, 4650, 4850, 4055, 4255, 4455, 4555, 4755, 4955, 4560, 4760, 4960 all w/MFWD	12.0	5.8750 inner tie rod, 19.500 tie rod tube, 5.8750 LH thread outer tie rod	125.06

Utility Tractors



Part #	Ref.	Application	Dimension		Wt	Description	Price \$
			A	B			
AL39019H	A	1530, (2155 & 2355 w/swept back)	9.25	0.781	2.5	Ball joint-8 notches	34.54
AL39020H	B	1530 (2155, 2355N, 2855N w/swept back) 2355, 2555, 2755	5.00	1.125ID	3.0	Ball joint	46.12
AL39022H	A	2155, 2355N, 2855 w/swept back axle	12.25	0.781	3.0	Ball joint-11 notches	33.50
AL39024H	A	2155 w/straight axle, 2355, 2555, 2755	14.509	0.781	3.0	Ball joint-13 notches	38.92
AL68629H	B	2155, 2355N, 2855N all w/swept back axle	5.00	1.125ID	3.0	Ball joint-left hand	49.23
AR74131H	C	2355, 2555, 2755 all RH GP tractors	3.75	1.0	2.0	Ball joint-RH threads	47.95
AR74132H	C	2355, 2555, 2755 all w/LH GP tractors	3.75	1.0	2.0	Ball joint-LH threads	44.45
AT20943H	D	1020, 1520, 2020 all w/swept back adj axle 480-780	12.5	0.75	3.0	Tie rod-11 grooves	71.96
AT20945H	D	1020, 2020 w/swept back adj axle 440-660	9.75	0.75	2.0	Tie rod-8 grooves	38.57
AL82826H	C	1830, 2030, 2130, 140, 1840, 2040, 2040S, 2140, 2250-2850, 2355-2755	3.88	24 mm	2.0	Tie rod	39.73
AL37505H	A	1830, 2030, 2130, 1640-2040, 2040S, 2140, 2940, 2250-2850, 2955, 3055, 3255	12.62	0.865	3.0	Tie rod-6 notches	47.59
AR68818H	E	820, 830, 1020, 1520, 1530, 2040, 2240	35.781	1.0	11.0	Drag link assembly	100.45
AR91711H	E	2020, 2030, 2630, 2440	40.75	1.0	12.0	Drag link assembly	71.95

Call, Click, or Stop By T.H.E. Company

John Deere

FRONT END

Tie Rods - Models 4030 through 4960



Part #	Application	Wt	Description	Price \$
AR63589H	4630, 4640, 4650, 4555, 4755, 4560, 4760-all w/reg. wide front axle	2.0	Short inner tie rod-RH thread	30.78
R55075H	Same as above	3.5	Tie rod tube	53.51
M2301TH	Same as above	0.5	Clamp	7.32
AR63833H	Same as above	5.0	Long outer tie rod-8 cross holes	57.50
AR63590H	4630, 4640, 4650, 4555, 4755, 4560, 4760 all w/extra wide frt axle	2.5	Short tie rod	38.95
R54968H	Same as above	4.0	Extra long tube	47.13
M2301TH	Same as above	0.5	Clamp	7.32
AR63595H	Same as above	6.5	Extra long tie rod-9 cross holes	79.25
AR85943H	4640 SN ↑ 2437 w/MFWD	3.75	Short tie rod	46.50
R66303H	Same as above	5.0	Tie rod tube	71.05
R66307H	Same as above	0.5	Clamp	5.06
AR85947H	Same as above	8.5	Long tie rod-8 cross holes	70.98
AR85945H	4840, 4850, 4955, 4960 all w/reg. wide frt. axles	2.0	Short inner tie rod-RH thread	56.49
R66305H	Same as above	4.0	Tie rod tube	52.20
R66307H	Same as above	0.5	Clamp	5.06
AR85946H	Same as above	7.0	Long outer tie rod-8 cross holes	87.07
AR85943H	4840, 4850, 4955, 4960 all w/extra wide front	3.75	Short tie rod	46.50
R66304H	Same as above	5.5	Long tie rod tube	52.20
R66307H	Same as above	0.5	Clamp	5.06
AR85944H	Same as above	7.55	Long tie rod-9 cross holes	101.96
RE12325H	4050, 4250, 4450, 4650, 4850, 4055, 4255, 4455, 4555, 4755, 4955, 4560, 4760, 4960 all w/MFWD	4.0	Inner tie rod-RH thread	45.89
R78024H	Same as above	4.5	Tie rod tube	28.93
RE12326H	Same as above	4.0	Outer tie rod-LH thread	47.33
AR63588H	4030, 4230, 4430, 4440, 4050, 4250, 4450, 4055, 4255, 4455 all w/narrow row wide front axle	2.0	Inner tie rod-RH thread	24.78
R54964H	Same as above	3.0	Tie rod tube	28.93
R28023H	Same as above	0.5	Clamp	2.20
AR63591H	Same as above	4.0	Long tie rod-7 cross holes	50.55
AR63588H	4030, 4230, 4430, 4040, 4240, 4440, 4050, 4250, 4450, 4055, 4255, 4455 all w/reg wide front axle	2.0	Inner tie rod-RH thread	24.78
R54963H	Same as above	3.0	Tie rod tube	35.89
R28023H	Same as above	0.5	Clamp	2.20
AR63592H	Same as above	4.5	Outer tie rod-8 cross holes	40.30
AR63588H	4030, 4230, 4430, 4040, 4240, 4440, 4050, 4250, 4450, 4055, 4255, 4455, all w/extra wide low front axles	2.0	Inner tie rod-RH thread	24.78
R54965H	Same as above	4.0	Tie rod tube	60.36
R28023H	Same as above	0.5	Clamp	2.20
AR63593H	Same as above	5.0	Long tie rod-9 cross holes	59.31
AR63588H	4230, 4430, 4040, 4240, 4440, 4050, 4250, 4450, 4055, 4255, 4455 all Hi crop models	2.0	Inner tie rod-RH thread	24.78
R54966H	Same as above	3.0	Tie rod tube	47.13
R28023H	Same as above	0.5	Clamp	2.20
AR63592H	Same as above	4.5	Outer tie rod-8 cross holes	40.30
AR63590H	4230, 4430, 4630, 4040, 4240, 4440 (4640 SN ↓ 2436) all w/MFWD	2.5	Short tie rod	38.95
R55075H	Same as above	3.5	Tie rod tube	53.51
M2301TH	Same as above	0.5	Clamp	7.32
AR63587H	Same as above	7.5	Long tie rod-8 cross holes	61.12

for ALL your Agricultural Needs!

John Deere

FRONT END

Tie Rods

Row Crop Tractors



Part #	Application	Weights	Description	Price \$
F3624RH	520, 530, 620, 630, 720 730	3.5	Inner tie rod-vert. holes	105.99
F3625RH	Same application as above	3.5	Outer tie rod-7 horizont holes	122.92
AR21944H	520, 530, 620, 630, 720, 730	3.0	Short tie rod-RH thread	22.74
AR21945H	Same as above	3.0	Short tie rod-LH thread	22.75
AT27130H	2020, 1530, 2030, 2630, 2040, 2440, 2640	3.0	Inner tie rod	45.18
AT23886H	2240, 2440, 2630, 2640	3.0	Inner tie rod	57.75
AT23583H	1520, 2020, 1530, 2030, 2630, 2040, 2240, 2440, 2640	3.0	Long outer tie rod-15 grooves	35.05
AT23885H	2020, 1530, 2030, 2630, 2040, 2240, 2440, 2640	3.0	Long tie rod-11 notches	28.35
AT27134H	2020, 1530, 2030, 2630, 2240, 2440, 2640	3.0	Long outer tie rod-13 notches	41.54
AT27131H	1520, 2020, 1530, 2030, 2240, 2440	3.0	Long outer tie rod-8 notches	27.91
T22952H	1520, 2020, 1530, 2030, 2630, 2240, 2440, 2640	2.0	Tie rod tube	34.28
T25901H	1530, 2030, 2630, 2040, 2440, 2640	2.0	Tie rod tube	16.09
T29106H	2020, 1530, 2030, 2630, 2240	1.5	Tie rod tube	9.28
T29109H	2240, 2630, 2640	2.0	Tie rod tube	27.03
AR27351H	2510, 2520, 3010, 3020, 4000, 4010, 4020, 4320, 4230	2.0	Short inner tie rod-RH thread	16.50
R28021H	Same applications as above	3.0	Large outer tube	34.73
R28022H	Same applications as above	2.0	Small inner tube	29.50
AR51584H	Same as above	3.5	Long outer tie rod	24.25
AR27351H	2510, 2520, 3010, 3020, 4000, 4010, 4020, 4320, 4230 all w/880 wide tread & 4320 w/MFWD	2.0	Short inner tie rod-RH thread	16.50
R28021H	Same as above	3.0	Long outer tube-one end threaded	34.73
R31573H	Same as above	3.0	Extra long tube, inner	38.54
AR51584H	Same as above	3.5	Long outer tie rod-10 holes	24.25
R28114H	3010, 3020, 4000, 4010, 4020, 4320, RH tube All w/fixd tread standard front axle	3.0		68.86
R28115H	3010, 3020, 4000, 4010, 4020, 4320, LH tube All w/fixd tread standard front axle	3.0		86.07
AR27430H	2510, 2520, 3010, 3020, 4000, 4320, 4230-all w/fixd tread std. frt axle	2.5	Short inner tie rod	26.10
AR74131H	5010, 5020 & 6030 RC, std. & fixed axles	2.0	Ball joint inner	47.95
AR74132H	5020, 6030 w/fixd axle	2.0	Ball joint	44.45
R28024H	Wedge blocks on tie rod bolts (4) used	0.5		1.58
R28023H	Clamp	0.5		2.20

HITCH/FRONT END

Steering Arms



Part #	Application	Wt	Description	Price \$
F3174RH	520, 530, 620, 630, 720, 730	5.0	RH steering arm, 1.50 dia., 6 spline	135.10
F3175RH	Same as above	5.0	LH steering arm, 1.50 dia., 6 spline	135.10
R47765H	2510, 2520, 3010, 3020, 4000, 4010, 4020, 4320	7.0	RH steering arm, 1.50 dia., 6 spline	57.75
R47766H	Same as above	7.0	LH steering arm, 1.50 dia., 6 spline	57.75
R61156H	4030 w/narrow & wide frt., 4230 & 4040 w/reg, narrow, wide, or ni-crop front, 9910, 9920 cotton pickers	7.0	RH steering arm, 1.750 dia., 6 tooth spline, 9.120 total length	103.18
R61157H	Same application as above	7.0	LH steering arm, same description as above	93.62
R61154H	4030 w/reg. wide frt.	7.25		128.10
R61155H	Same as above	7.25		76.13
R61152H	4430, 4240, 4440, 4050, 4250, 4450, 4055, 4455	9.0	RH steering arm, 1.750 dia., 6 spline	71.92
R61153H	Same as above	9.0	LH steering arm, 1.750 dia., 6 spline	71.92
R49849H	4630, 4640, 4650, 4555, 4755, 4560, 4760	11.0	RH steering arm, 2.00 dia., 6 spline	123.18
R49851H	Same as above	11.0	LH steering arm, 2.00 dia., 6 spline	161.74
R66128H	4840, 4850, 4955, 4960	12.0	RH steering arm, 2.00 dia., 6 spline	82.60
R66129H	Same as above	12.0	LH steering arm, 2.00 dia., 6 spline	81.35
R52838H	5020, 6030	12.75	RH steering arm, 2.00 dia., 6 spline	208.95
R52839H	Same as above	12.75	LH steering arm, 2.00 dia., 6 spline	189.95

Center Steering Arms & Brackets

Weights approx. 13 lbs.



Part #	Application	Description	Price \$
R27808H	2510, 2520, 3010, 3020, 4000, 4010, 4020, 4320	Center steering arm	123.05

Center Steering Arm

Part #	Application	Weight	Price \$
71787CH	HYDRO 100 & 186, 766-1566, 786-1586,3088-5488	15.0	274.82

John Deere

FRONT END

Front Wheels

Part #	Size	Wt.	Description	Price \$
W816638RG	8 x 16	35	4010,4020 JD-6 " 6 bolt 6" bolt center with 5/8 negative offset	69.95
W1016873RG	10 x 16	41	JD tractors 8 bolt hub replaces #JD3219	120.72

Deep Drop Wheels For Classic Older Tractors

Part #	Size	Wt.	Description	Price \$
13959Y	10 x 38	74	JD, deep well for JD A, B,G yellow	244.50
13960Y	11 x 38	81	JD, deep well for JD A, B,G yellow	283.50

Rear Wheels, Double Bevel Rims For Cast Centers

Part #	Size	Wt.	Description	Price \$
11124Y	16 x 34	105	Double bevel rim for cast center yellow for JD	249.95
1174Y	14 x 38	105	Double bevel rim for cast center yellow for JD	224.95
1175Y	16 x 38	119	Double bevel rim for cast center yellow for JD	291.67
1176Y	18 x 38	129	Double bevel rim for cast center yellow for JD	317.80

other sizes available on request

Front Wheel Bearing AG Kits



Part #	Application	Price \$
FW155S	1020, 1520, 1530, 2010, 2020, 2030, 2630, 2640	18.83
FW151S	JD 3010, 3020, 60-50 late	65.15
FW163S	JD 2030, 2840, 4030, 4230, 4430	34.90
FW162S	JD 4040, 4240, 4440, 4450, 4050	45.95
FW157S	JD4020, 4000, 4010, 3010, 3020, 4320, 4040	42.56
FW159S	JD 4520, 4620, 4630, 4640, 4840, 5020, 6030	72.76



HITCH

Complete Vertical Lift Link Assemblies

Adjustable Assembly Weight 17 lbs.

Part #	Application	Wt.	Price \$
AR44551H	820, 1020, 1520, 2020, 830-2630, 2040-2940, 2350-2750	17 lbs.	200.95
AR44552H	820, 1020, 1520, 2020, 830-2630, 2040-2940, 2350-2750	17 lbs.	189.95

*Note: Used w/telescoping 3 pt. pull arms.

Non-Adjustable Assembly Weight 12 lbs.

Part #	Application	Wt.	Price \$
AR44554H	820, 1020, 1520, 2020, 830-2630, 2040-2940, 2350-2950, 3150, 2155-3255	12 lbs.	96.95
AR44556H	820, 1020, 1520, 2020, 830-2630, 2040-2940, 2350-2950, 3150, 2155-3255	12 lbs.	96.95

*Note: Used w/non telescoping 3 pt. pull arms.

HITCH

Sway Blocks



Part #	Wt.	Application	Description	Price \$
R39512H	15.0	2510, 2520, 3020, 4000, 4020, 4030, 4040, 4050, 4230, 4320, 4430, 4240 & 4250	Right Hand	73.75
R39513H	15.0	same as above	Left Hand	69.56
R27710H	12.0	3010	Right Hand	65.14
R27711H	12.0	3010	Left Hand	65.14
AR31560H	12.0	4010	Right Hand	79.78
AR31561H	12.0	4010	Left Hand	52.90
T30276H	10.0	820, 830, 1020 thru 2030, 1530 thru 2630, 2040 thru 2640, 2150 thru 2755	Right Hand	58.95
R54472H	13.0	2840, 2940, 2950, 2955, 3055, 3255	Right Hand	88.95
R54473H	13.0	same as above	Left Hand	74.06
T30277H	10.0	same as above	Left Hand	43.75
R48815H	27.0	4630, 4520, 4620, 5020, 7020, 6030	Right Hand	130.43
R104901H	20.0	4440, 4450, 4455	Right Hand	96.46
R104902H	20.0	4440, 4450, 4455	Left Hand	96.46
R64707H	18.0	4640, 4840	Left Hand	107.68
R64706H	18.0	4650, 4850, 4555, 4955	Right Hand	107.68
R48816H	27.0	same as above	Left Hand	130.43
R21718RH	8.0	520, 530, 620, 630, 720, 730 NEW LOWER PRICE	Left Hand	70.46
R21717RH	8.0	520, 530, 620, 630, 720, 730 NEW LOWER PRICE	Right Hand	70.46

Drawbars



Part #	Application	Dimensions/Info.	Wt.	Price \$
T29898H	820, 2150, 2155, 2255, 2355N	36.750 long, 2.00 wide, 1.250 high	27 lbs.	129.95
L29020H	820, 1020-2020, 830, 1530, 2030, 2630, 2040-2640, 2355-2855, 2030, 2630, 2040-2640, 2355-2855	2.250 offset, 36.6250 long, 2.50 wide, 1.250 high	34 lbs.	139.28
R61126H	same as above	36.75" long, 2.50 wide, 1.250 high	34 lbs.	135.86
T28014H	2840, 2940, 2950, 2955, 3150	2.125 offset, 40.8750 long, 2.50 wide, 1.3750 high	38 lbs.	137.65
L61510H	2955 † 632322, 3055-3255	2.5 offset, 49.250 long, 2.50 side, 1.370 high	38 lbs.	117.67
R27692H	2510 & 2520 row crop, 3010	1.87 offset, 45.00 long, 2.00 wide, 1.250 high	31 lbs.	228.95
RE20663H	4000, 4020, 4320, 4230, 4430	2.0 offset, 45.00 long, 2.50 wide, 1.3750 high	55 lbs.	180.12
R80842H	same as above w/o hammer strap holes	same as above	48 lbs.	215.30
R80842SPLH	same as above	45.00 long, 2.50 wide, 1.375	42 lbs.	191.25
R61184H	4240, 4440, 4050, 4250, 4450	2.0 offset, 45.6250 long, 3.00 wide, 1.50 high	56 lbs.	219.71
R36608H	4520-5020, 4630, 6030	2.25 offset, 63.250 long, 3.00 wide, 1.50 high	85.0 lbs.	399.95
R50984H	4520-5020, 8430, 8630, 4630	1.87 offset, 63.250 long, 300 wide, 1.750 high	95.0 lbs.	410.36
R62081H	4840, 4850, 4555, 4755, 4955, 4560, 4760, 4960	1.75 offset, 63.375" long, 3.00 wide, 1.750 high	98.0 lbs.	374.95

HITCH/FRONT END

John Deere

HITCH

Drawbar Support for 4000, 4020, 4040, 4230, 4320, 4430

Use w/RE20663 & R80843H Drawbars
Weight is 26 lbs.



Part #	Price \$
AR33911H	273.75

Top Links

JD CATEGORY II 2 CYLINDER TOP LINK



Part #	Fits	Wt.	Description	Price \$
JDTL2C	520 thru 730	23	Top Link Assembly	218.50

JD CATEGORY II TOP LINK



Part #	Fits	Wt.	Description	Price \$
AR34208H	2510, 2520, 4030, 4230, 4430, 4020, 4010, others	23	Top Link Assembly	218.50
R51616H	2510, 2520, 4030, 4230, 4430, 4020, 4010, others	9	Hook end	110.25
R51643H	2510, 2520, 4030, 4230, 4430, 4020, 4010, others	6	Swivel end	66.50
AL18135H	2350, 2550, 2355, 2555, 2755 and others	18	Top Link Assembly	

JD CATEGORY III TOP LINK



Part #	Fits	Wt.	Price \$
AR58216H	4630, 4640, 4650, 4840, 4850, 8430, 8440, 8450, 8630, 8640, 8650	26 lbs.	284.95

Top Link Bracket




Part #	Fits	Price \$
T21685H	820, 830, 1020, 1520, 2840, 1530, 2020, 2030, 2640	80.25

Top Link Pin



Part #	Fits	Price \$
AR67880H	2510, 2520, 4030, 4230. Includes Bushing.	21.70
AR89302H	4040, 4050, 4055-4455, 4520, 4555-4955, 4620, 4630, 5010, 5020, 6030, 7020, 7520, 8430, 8630	3.50

JD Load Shafts



Part #	Dimensions		Application	Price \$
	A	B		
R33883H	1.00	20-5/16	Notched 2510, 2520, 3010, 3020, 4030	59.95
R33826H	1.255	21-5/8	4010, 4000 & 4020 to 250000	59.95
R46513H	1.255	21-3/16	4000 & 4020 above 250000, 4320, 4230, 4430, 4040, 4240, 4440, 4455	59.95
R71375H	1.186	24-1/4	4050, 4250, 4450, 4055-4455	59.95

Leak Resistant Load Shaft Bushing

the JD 20 series was the most popular series tractor ever built. As popular as it was, it has a chronic problem with leaks at the loadshaft. The problem is solved very simply and inexpensively by installing an o-ring into the load-shaft bushing itself.



Part Number	Application	Wt.	Price \$
LSB3020	2510, 2520, 3010, 3020, 4030	0.5 lb.	12.95
LSB4020	4010, 4000 & 4020 to 250000, 5010, 5020	0.5 lb.	12.95
AR54481H	4000 & 4020 above 250001, 4230, 4430, 4040, 4240, 4440, 4455	0.5 lb.	44.00

Hitch

John Deere M



Part #	Application	Description	Price \$
M	M	Includes 3rd link bracket	253.75
60	A, B, G, 50, 60, 70	Includes 3rd link bracket	500.00
630	520, 530, 620, 630, 720, 730	Includes 3rd link bracket	377.19

Hitch Pieces



For Models 520, 530, 620, 630, 720, & 730

Part #	Description	Price \$
F2676H	Handle	16.35
AF2706H	Right hand lift rod	65.95
AF2707H	Left hand lift rod	65.95
F2670RH	Yoke for upright	95.95

Massey Ferguson

FRONT END

Complete Tie Rod Assemblies



Part #	Application	Wt	Description	Price \$
553321H	MF50 SN ↓ 528163, 65 gas SN ↓ 671680 & DSL ↓ 667918, MH50, 765SN ↑ 526080	7.0	RH long tie rod 14.656 x .737, RH center tube 18.375, RH inner tie rod 6.0	95.34
186145MH	MF50 SN 528163-533422, 150, 32 & 99 loaders, MF 65 gas SN 671680-692932 & DSL 667918-692932	8.0	Complete Right hand tie rod assbly, RH outer tie rod tube, inner tie rod	105.14
186146MH	Same application as above	5.5	Complete left hand tie rod assembly	87.36
553322H	MF65HD & 765HD SN ↑ 526081, 175 & 178, HD SN ↑ 724936	6.0	12.75 RH outer tie rod, 21.125 center tube, 3.75 drag link end	76.13
553325H	165, 168, 175, 185, 188, 255, 265, 275, 285, 290	6.5	Complete left hand tie rod assembly 4.8120 LH outer tie rod, 13.625 LH inner tie rod tube, 15.00 LH outer tie rod	98.50
553326H	Same application as above	6.0	20.125 RH inner tie rod tube, 15.00 RH outer tie rod	56.65
553320H	180, 185, 1080, 1085 RH/LH	8.5	15.4870 long tie rod, 16.56 tube, 3.8750 short tie rod	94.25
553330H	1100, 1130, 1150, 1105, 1135, 1155 RH/LH	8.75	16.3120 outer tie rod, 16.750 tie rod tube, 4.00 inner tie rod	119.95

Tie Rods for Row Crop Tractors

Part #	Application	Wt	Description	Price \$
1028265MH	180, 185, 1080, 1085	4.75	Long tie rod-7 notches on top	38.05
1028266MH	Same as above	2.5	Tube w/clamp-female thread	26.95
1028268MH	Same as above	1.75	Short tie rod-RH thread	22.95
1026382MH	1100, 1130, 1150, 1105, 1135, 1155	4.0	Outer tie rod RH or LH	27.75
1026380MH	Same as above	2.5	Tie rod tube w/clamp RH	35.24
1026383MH	Same as above	1.75	Inner tie rod RH/LH thread	23.45
1048272MH	233, 245	7.5	LH inner tie rod-7 notches on	53.36
1048271MH	233, 245	5.0	Tie rod tube	69.02
1048273MH	233, 245	1.75	Short outer RH side RH threads	19.95
1044294MH	245 w/Heavy Duty front, 285	2.0	RH outer tie rod	21.82
1044296MH	Same as above	3.0	Tie rod tube	43.43
1044295MH	Same as above	4.0	RH inner tie rod, 7 side grooves	33.06
1044297MH	245 w/Heavy Duty front, 285	4.0	LH tie rod tube w/ball joint	39.95
1044298MH	Same as above	2.75	LH tie rod-7 side grooves	29.95
1028095MH	1100, 1130, 1150, 1105, 1135, 1155-non adj fronts (not pictured)	4.5	Outer tie rod LH or RH	38.21
1026383MH	Same as above	1.75	Inner tie rod-RH thread	23.45
3040676MH	2675, 2705, w/std duty axle both w/SN ↓ 7193 (not pictured)	8.75	LH outer tie rod-7 vertical holes	78.55
3045062MH	Same application as above	3.0	RH outer tie rod, RH thread	33.93
1626710MH	(2675, 2705 w.hvy duty axle) 2745, 2775, 2805	3.5	LH inner tie rod	41.95
3038564MH	Same application as above (not pictured)	5.5	Outer tie rod LH/RH	63.66
3045308MH	Same application as above (not pictured)	6.75	RH inner tie rod	97.95



Utility Tie Rods

Part #	Application	Wt	Description	Price \$
180381MH	TO20, 30, 35, early 135	1.0	Drag link end	14.29
180391MH	Same as above	1.5	Drag link end-LH thread	12.38
186235MH	MF50 ↓ 528163-65 gas SN ↓ 671680 & DSL ↓ 667918 & MH50	2.75	RH long tie rod	23.27
182517MH	Same application as above	2.0	RH center tube	29.95
182519MH	Same as above & 765 SN ↑ 526080	2.5	RH inner-RH thread	36.18
186236MH	MF50 SN ↓ 528163-65 gas SN ↓ 671680 & DSL Ser # ↓ 667918, MH50, F40, MF65	2.75	LH long tie rod-7 holes	24.30
182510MH	Same as above	2.75	LH tie rod tube	40.95
192865MH	50, 65, 165, 150 all LH only	4.0	7 notches on top	45.65
192863MH	50 SN ↑ 533423-65 SN ↑ 692932 165LP row crop, 150 std & row crop	3.0	RH side tie rod	89.52
192862MH	Same as above	2.75	RH tie rod tube	56.95
192866MH	50 SN ↑ 533423, 65 SN ↑ 692932, 165, 150	3.75	LH tie rod	49.84
192864MH	Same as above—not pictured	3.75	LH tie rod tube	54.79
186066MH	MF50 SN 528163-533422, MF65 gas SN 671680-692932 & DSL SN 667918-692932, 150, 32 & 99 1 drs	2.75	RH outer tie rod	30.95
186065MH	MF50 SN ↓ 533422, 65 gas 671680-692932 MF65DSL 667918-692982, 150	2.5	Tie rod tube w/clamp	49.95
186077MH	MF50 gas SN 528163-533422 & (DSL 667918-692932) MF65 SN 671680-692932, 99 & 32 1 dr.	2.75	Tie rod RH threads	38.36
186063MH	65HD (765 HD SN ↑ 526081, 150, MF50 SN 528165-533422) MF65 gas SN 671680-692932 & DSL667980-692932	2.5	LH outer tie rod	34.93
186061MH	765 SN ↑ 526086, 150, MF 50 SN 528165-533422, MF65 gas SN 671680-642932 & DS1667980-692932	3.0	LH inner tie rod	40.95
880010MH	MF65HD & 765HD SN ↑ 526081, 175 & 178 HD SN ↑ 724936	2.5	RH outer tie rod	32.63
894124MH	MF65HD	2.5	RH center tube	26.83
182534MH	150, 165, 175, 20	1.5	Drag link end	16.95
881736MH	165, 255, 265, 270, 275, 283, 285, 290, 565, 575, 590, 670, 675, 690	2.75	LH/RH tie rod	21.95
886801MH	Same application as above	2.5	Center Tube	28.42
886802MH	165, 168, (175 SN ↑ 724933) 185, 188, 255, 265, 270, 275, 282, 283, 290, 565, 575, 590, 675, 690	1.5	RH inner tie rod-RH thread	19.95
1028098MH	165, 168, 175, 185, 188, 255, 265, 275, 285, 290	1.75	LH outer tie rod-female	37.84
1028099MH	Same application as above	1.5	LH inner tie rod tube	28.95
1028262MH	Same application as above	3.0	LH outer tie rod-7 notches	21.75
1028264MH	165, 168, 175, 185, 188, 255, 265, 275, 285, 290	3.5	RH Inner tie rod tube	27.35
1028262MH	Same as above	3.0	RH outer tie rod-7 notches	21.75
1860412MH	135, 148, 230, 240, 250, 550	1.5	RH front drag link	22.54
1860408MH	135 SN ↑ 140128, 148 w/man. stg., 230, 240, 250, 550	1.5	LH front drag link	27.58

HITCH/Front END

Massey Ferguson

FRONT END

Spindles



Part #	Application	Weights	Description	Price \$
182559MH	MF40, MF65, MF50 Lo-clear	15.0	RH	99.98
182560MH	Same as above	15.0	LH	96.46
508571MH	165, 175, 255, 265, 275 std. clearance	15.0	LH/RH	
508572MH	165, 175, 180, 255, 265, 275 all row crops, 180 fixed tread western 1085 adj. row crop SN↓ 9B49496	16.0	LH/RH	106.52
532480MH	165, 175, 180, 185, 1080, 255, 265, 275, 285	15.0	LH/RH	179.60
553311	165, 175, 180, 185, 1080, 255, 265, 275, 285 Hvy duty hi-clear.	19.0	LH/RH	184.95
553312	Same as above but Hvy duty standard clearance	19.0	LH/RH	191.53

Front Hubs

Part #	# Bolts	Application	Wt.	Price \$
519278MH	6	135, 165, 175, 180, 230, 235, 245, 255, 265, 1080, 1085 Uses Lug Bolts	15.0 lbs.	71.98
532781MH	6	255, 265, 275, 285, 1085	15.0 lbs.	131.81



MF, Ford Steering Sectors

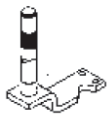
Part #	# of Bolts	Application	Wt.	Price \$
1752891MH	RH	8 tooth 35, 135, 20	9 lbs.	148.95
1752890MH	LH	10 tooth Same as above	9 lbs.	193.16

Steering Arms



Part #	Application	Weights	Description	Price \$
180350MH	35	2.5	Steering arm	46.95
898342MH	165, 255, 270, 670, 690, 282, 283, 290, 392S	5.25	RH steering arm	47.60
898343MH	Same application as above	5.25	LH steering arm	39.69
1850021MH	FE35, FE135 coventry, 135	3.25	RH steering arm	
1850022MH	Same as above	3.0	LH steering arm	30.60
1853138MH	165, 282	5.0	Steering arm	
1676664MH	165, 168, 175, 178, 185, 188, 265, 275, 285, 290, all w/std & HD frt.	9.0	Crank arm	
898354MH	165, 168, 175, 178, 185, 188, 265, 275, 285, 290, 392S	4.5	Steering arm	45.17
898355MH	165, 168, 175, 178, 185, 188, 265, 275, 285, 290, 565, 575, 675, 690, 270, 670, 282, 283	6.5	Steering arm	88.95
1671335MH	165, 168, 175, 178, 185, 188, 265, 275, 285, 290, all w/power steering, 282	4.75	Steering arm	64.95
1676664MH	565, 575, 590, 675, 690, 270, 283, 392S, 50E, 50H, 670, 282	9.0	Crank arm	

Center Steering Arms & Brackets



Part #	Application	Weights	Description	Price \$
532219MH	135, 150, 230, 235, 245	17.5	Center steering arm, 43 splines, 9.218" long shaft, 1.873 shaft dia.	181.25
523112MH	165, 175, 3165	18.5	Center steering arm, 43 splines, 11.187" long shaft, 1.686 & 1.873 shaft dia.	211.74

HITCHES

Drawbars For Massey Ferguson



Part #	Application	Wt.	Description	Price \$
531468MH	T035, MF35, 50, 65, 130, 135, 150, 165, 235, 245, 255, 265, 275	43 lbs.	35.75" long, 2.0" wide, 1.25" high	101.38
516975MH	245, 285, 1080, 1085	43 lbs.	1.25" offset, 39.25" long, 2.5" wide, 1.25" high	215.33

Complete Right Hand Leveling Box Assemblies



Part #	Application	Wt.	Description	Price \$
1660373MH	135, 150, 203, 205, 230, 245, 2200	9.0 lbs.	Right hand leveling box assembly	80.95
1884760MH	165, 175, 180, 203, 205, 240, 245, 250, 255, 302, 304, 3165	13.0 lbs.	Adjustment is 20.5"-26.5" center to center	100.95
1863053MH	175, 185, 265, 275, 375 HD	17.0 lbs.	Adjustment is 24.0"-32.0" center to center	374.95

Oliver - M-M - White

FRONT END Spindles



Part #	Ref.	Application	Dimension				Wt	Description	Price \$
			A	B	C	D			
11B23156H	B	670, G1000	13.875	1.375	1.5	1.375	16.0	LH/RH	265.90
161340AH	D	177, 770, 88, 880, 1550, 1555, (1600, 1655 SN↑ 147569 1750 SN 180537-201090, 1850 SN 150421-169758	16.25	1.5	1.625	1.25	16.0	LH/RH	210.69
161959AH	D	1650, 1750, 1850, 1950, 1950T, 1655, 1755, 1855, 1955, 2-70, 2-78, 2-85, 2-88, 2-105, 2-110	16.25	1.747	1.75	1.375	22.0	LH/RH	166.95
72160101H	B	160, 170, 185, 195, 2255, 2-135, 2-150, 2-155, 2-180, MMG900, G950, G1050, 1865, all hvy duty G955, 1870, G1350, G2155, G1355, 2270, Deutz 9130, 9150, 9170, 9190	12.5	2.25	2.0	1.5	36.0	LH/RH	373.95

Front Hubs



Part #	# Bolts	Application	Wt.	Price \$
155192AH	6	77, 770, 1550, 1555, 1650, 1655, 1750, 1755, 1800, 1850, 1855, 2-62, 2-78 IND	20.0 lbs.	133.95
30-3363651H	6	1650, 1655, 1750, 1755, 1850, 1855, 1950, 1950T, 1955, 2-70, 2-85, 2-105	19.5 lbs.	85.91

Front Wheel Bearing AG Kits



Oliver

Part #	Application	Price \$
FW132	Oliver 1950, 1850, 1650, 1655, 1600, 55, 550 late	17.37
835964MH	T020, T030, T035, MF35, FE35, MF65, S&D, MF40, 50	29.95
835965MH	MF135, 235, 150, 165, 175, 180, 245, 255, 265, 275, 1080	22.82
FW85	MF85, 90, Super 90	50.76
839100MH	MF1100, 1130, 1105, 1135, 1150	42.57

Complete White Tie Rod Assemblies



Part #	Application	Weights	Description	Price \$
164210ASH	1555, 1600, 1655, 1750, 1755, 1800, 1855, 1955, 2-70, 2-85 SN 263341-271719, 2-105, SN 255216-2719139.5	9.5	3.6870 short tie rod, 18.6250 tie rod tube, 18.75 long tie rod	69.92
303202712H	2-85 SN 271720-284964, 2-105 SN 271914-285182	9.5	3.750 short tie rod, 18.62 tube, 18.750 long tie rod	97.51
303442837H	2-85 SN ↑ 284965, 2-88, 2-105 SN ↑ 285183, 2-110, W100	9.5	3.75 short tie rod, 18.00 long tube, 16.750 long tie rod	102.10
72161861H	100, 120 (workhorse 125 & 145) 2-135, 2-155, Deutz 9130, 9150	9.0	3.75 short tie rod, 18.00 tube, 15.750 long tie rod	122.05
72161862H	2-180, 170, 195, W-160, W185, Deutz 9170, 9190	8.5	4.75 short tie rod, 15.25 tube, 14.00 long tie rod	103.31



Tie Rods for White/Oliver and Some Deutz



Part #	Application	Wt	Description	Price \$
251001398H	1555, 1600, 1655, 1750, 1800, 1850, 1855, 1955, 2-70 2-85 SN 26334- 271719) 2-105, SN 255216-271913	1.75	Short tie rod RH thread	21.95
164367AH	Same as above	2.75	Tie rod tube	22.69
164365AH	Same as above	4.5	Long tie rod- 15 notches	31.50
303443124H	2-85 sn 271720-284964 2-105 sn 271914-285182	2.0	short tiered RH thread	24.77
164367AH	Same as above	2.75	Tie rod tube	22.69
303211029H	Same as above	4.5	Long tie rod	49.95
303443124H	2-85 SN↑ 284965, 2-88, 2-110, w100 2-105 SN ↑ 285 183	2.0		24.77
72162854H	Same as above	3.0	Tube with clamp	36.67
303443132H	Same as above	4.5	Long tie rod	31.29
303443124H	100, 120, 2-135, 2-155, workhorse 125 & 145, Deutz 9130, 9150	2.0	Short tie rod- RH thread	24.77
72162854H	Same as above	3.0	tie rod tube w/clamp	36.67
72161866H	Same as above	4.0	Long tie rod	40.20
72161867H	2-180, 170, 195, w160, w185, Deutz 9170, 9190	2.0	Short tie rod	35.24
72162105H	Same as above	2.5	tie rod tube	34.95
72161868H	Same as above	3.75	Long tie rod	41.11
303443124H	955, 1355, 2-150	2.0	Short tie rod, RH thread	24.77
303109321H	Same as above	3.0	Tie rod tube	37.85
303109313H	Same as above	4.5	Long tie rod	59.86
72161733H	Used on all applications above	0.5	Jam nut for short tie rod	5.29
164369AH	All applications above except 100, 120, workhorse 125 & 145, 2-135, 2-155, 2-180, 170, 195, w160, w185, Deutz 9130, 9150, 9170, 9190	0.5	Tie rod clamp	5.11

Oliver - M-M - White

FRONT END

Center Steering Arms & Brackets




Part #	Manu.	Application	Wt	Description	Price \$
161424AH	Oliver	1550, 1600, 1650, 1750, 1755, 1800, 1850, 1855, 1950, 19501, 1955 & 1555 w/ 10 spline shaft	7.0	Center steering arm, 10 spline hole, tie rod holes are .74" dia. @ top & .64" dia. @ bottom	255.45
161424SPL	Oliver	Same application as above, but for use where space is very close above the steering cylinder	7.0	Same steering arm as above except the tapered tie rod holes are drilled from the opposite direction, tie rod holes are .640" dia @ top & .740" dia. @ bottom	204.95
303089991H	Oliver	1655, 1755, 1855, 2255, 2-70, 2-85, 2-105, 1555 & 1955 w/6 spline shaft	7.0	Center steering arm, 6 spline center hole	154.20
303117561H	White	2-105, 2-135, 2-155, Late 2-85	7.0	Center steering arm, 6 spline hole	256.95
303309126H	White/MM	GT2105 & GT285 both SN† 297447 GT2110, GT288, GTW 100, GTW 120, GTW 140 GT 125, GT 145	6.0	Center steering arm	202.42
303117057H	White	2-105, 2-70, 2-85, all for wheatland axle w/PS	5.0	Center steering arm	326.40
303202755H	White	2-85, 2-105, both for wheatland axle w/PS	5.0	Center steering arm	265.93
303106772H	White	1555, 1600, 1655, 1750, 1755, 1850, 1855 all for wheatland axles	5.25	Center steering arm	237.95
166446AH	White	1555, 1655, 1750, 1755, 1850, 1855, 1955, all for set back axles	14.5	Center steering arm, has .75" center bolt	
303045692H	White	1555, 1655, 1750, 1755, 1850, 1855, 1955, all for set back frt. axles	15.5	Center steering arm	221.13
160289AH	White	1555, 1655, 1750, 1850, 1955, all for set back axles	12.5	Center steering arm, has .625" center bolt	235.95
303110311H	Oliver	Early models: 1550, 1555, 1600, 1650, 1655, 1750, 1755, 1800, 1850, 1855	4.0	Splined steering shaft, 9.16" long, 10 spline	122.95
72160341H	Oliver/White	Late models: 1555, 1655, 1755, 1855, 1955, 2255, 2-70, 2-85, 2-88, 2-105, 2-110, 2-135, 2-155	4.0	Pitman (steering) shaft 10.062" long 6 tapered splines	179.22
303045684H	Oliver/White	16, 2105, 270, 285, 62, 78, 1555, 1655, 1755, 1855, 195, 7817, 7815, 6215	4.0	Steering shaft	99.15

HITCH

Oliver 66, 660, 77, 770, 88, 880

Part #	Description	Price \$
OL66660	66, 660 without drawbar	609.00
OL66WD	66, 660 with drawbar	659.75
OL77	77, 770, 88, 880 without drawbar	659.75
OL77WD	77, 770, 88, 880 with drawbar	710.50

*All hitches must go truck freight - call for a quote.



Q Series Hubs



Replacement Hubs



Part #	Capacity	# of Bolts	Max Speed	Hub Pilot	Spindle Diameter	Wt	Price \$
Q633	1500 lb	4	20 mph	3.625"	1.625"	10 lbs	44.25
Q709	2760 lb	6	20 mph	4.625"	1.75"	20 lbs	58.05
Q719	2760 lb	5	20 mph	4"	1.75"	15 lbs	68.15
Q736	1650 lb	5	20 mph	4"	1.625"	15 lbs	53.25
Q777	3560 lb	6	20 mph	4.62"	1.75"	20 lbs	109.10
Q778	4910 lb	8	20 mph	6.0"	2.125"	25 lbs	124.15
Q783	4570 lb	6	20 mph	4.625"	2"	20 lbs	75.55
Q803	4910 lb	6	20 mph	4.625"	2"	20 lbs	90.85
Q821	5790 lb	8	20 mph	6"	2.75"	25 lbs	145.45
Q888	3560 lb	6	20 mph	4.625"	1.75"	20 lbs	55.25

Fits Most Implements!
Hog carts, field cultivators, chisel plows, etc.

Part #	Capacity	# Bolts	Max Spd.	Hub Pilot	Spindle Dia.	Wt.	Price \$
HUB4400	1550 lb	4	20 mph	2 19/32"	1.62	10 lbs	68.95
HUB5400	1750 lb	5	20 mph	2 19/32"	1.75	10 lbs	63.43
HUB5600	2500 lb	5	20 mph	4"	1.75	11 lbs	79.49
HUB6600	3560 lb	6	20 mph	4 5/8"	1.75	12 lbs	
HUB6700	3500 lb	6	20 mph	4 5/8"	2.00	12 lbs	101.18
HUB8800	6000 lb	8	20 mph	6.0"	2.25	30 lbs	128.07

Universal

FRONT END

Step Up Wheels



Avg. wt 125 lbs
-
Truck Freight Applies

Part #	Size	Color	Price \$
1766SM	34" - 38"	Silver	363.00
1766Y	34" - 38"	Yellow	363.00
1770SM	38" - 42"	Silver	383.00
1770Y	38" - 42"	Yellow	383.00

Bead Cheata

- Applies 5 tons of pressure
- Easy to use and comes fully functional
- Compact enough to fit in a toolbox
- Great for tractor and implement tires



Part #	Price \$
05500	194.95

Front Wheels

Part #	Size	Wt.	Description	Price \$
W6156	6 x 15	23	Universal 6 BOLT	43.14
W8156	8 x 15	29	Universal-8 BOLT	

Rear Wheels, Loop And Power Adjust



*other sizes available on request

Part #	Size	Wt.	Description	Price \$
RR84774	10 x 28	108	4 Rail power adjust AC, Case, Massey, Ford	387.95
RR84705	12 x 28	139	4 Rail power adjust AC, Case, Massey, Ford	380.95
RC10244	10 x 24	37	4 Loop 10x24 Smaller, IH, AC etc.	108.95

HITCH

Quick Hitch



Part #	Application	Wt.	Price \$
QH101	Category 1 w/adaptor bushings	76 lbs.	179.95
QH102	Category 2 w/adaptor bushings	134 lbs.	346.50
QH103	Category 3 w/adaptor bushings	182 lbs.	425.00

HITCH

Hitch Pins Weigh approx. 5 lbs.

- Attractive and durable design.
- Includes clip.
- **Made in the USA!**

Designed for today's heavy equipment. These pins are made of high tensile steel, heat treated. Welded, red plastic coated head and handle.



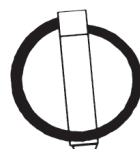
Part #	Size	Useable Length	Price \$
00113	1/2"	3 5/8"	3.20
00223	5/8"	4"	3.45
00123	5/8"	5 1/2"	3.65
00233	3/4"	4"	3.70
00133	3/4"	6 1/2"	4.10
00143	7/8"	6 1/2"	5.20
00153	1"	7 1/2"	6.99
00163	1 1/8"	8 1/2"	9.35
00173	1 1/4"	8 1/2"	11.60
00183	1 1/2"	8 1/2"	17.70

Lock Eze Hitch Pins



Part #	Size	Length	Weight	Price \$
80160	3/4	6	2.58	19.95
80170	7/8	6	2.90	21.15
80180	1	6	3.40	23.75
80190	1-1/8	7	4.62	27.25
80200	1-1/4	7	5.20	29.65
80210	1-1/2	8	7.40	33.95

Spring Pins



- Carbon Steel
- Zinc Plated

Part #	Pin Diameter	Category	Weight	Wt.	Price \$
21940	7/16	1/2	.26	.10 lb.	0.45
21960	7/16	1/2/3 HD	.69	.10 lb.	1.10

Third Links



Part #	Cat.	Pin Size	Thread	Wt.	Price \$
22510	1	3/4	1 1/8	8 lbs.	17.25
00381	1 HD	3/4	1 1/8	10 lbs.	19.95
22520	2 Stand.	1	1 1/8	13 lbs.	21.95
03474	2 HD	1	1 1/4	15.5 lbs.	62.50
22530	3 HD	1 1/4	1 3/8	19 lbs.	91.95

Draw Bars



Part #	Size	Arm Spacing	Pin	Width	Wt.	Price \$
22711	26"	CAT 1	7/8	2 1/2	15 lbs.	21.55
22724	26"	CAT 2	1 1/8	3	21 lbs.	
22732	32"	CAT 2	1 1/8	3	31 lbs.	46.75

Bushing Kits

- Zinc Plated
- Mach rod from D.O.M. Tubing

Part #	Cat	Wt.	Price \$
21180	1 to 2	1 lb.	2.60
21182	2 to 3	1 lb.	3.15



Arm Pins Weight is approx. 2 lbs.

High Carbon Steel. Zinc Plated for long life. Forged for extra strength!



Part #	Category	Pin Diameter	Thread Diameter	Overall	Price \$
21222	1	7/8	7/8	5 1/2	2.30
21232	1 to 2	1 1/8	7/8	5 1/4	3.65
21235	1 to 2	7/8 and 1 1/8	1	8	8.90
21242	2	1 1/8	1 1/8	6 1/4	4.50
21244	2 to 3	1 7/16	1 1/8	5 7/8	10.10
21280	3	1 7/16	1 3/8	5 7/8	10.65

T.H.E. Gear

“Show your passion for the manufacturer you like best with T.H.E. T-Shirt!”

When Ordering please specify size and which manufacturer you would like.

Part # THET
\$12.95



International Harvester



Ford



Oliver



Allis Chalmers



John Deere

“Show your Green Pride with Quality John Deere Hats from T.H.E. Company!”



*Grey style does not have “THE COMPANY” on the back of the hat.

When Ordering please specify what color you would like.

Part # THEHAT
\$9.95

Hydraulic & Drivetrain

NEW BRAKES!

New Brake Actuator Ball



Part #	Description	Price \$
17028RH	7/8" Ball Brake actuator Ball fits Case, IH, JD, White	1.83

New Brake Acuator Assemblies

Part #	Model	Price \$
364834RH	300-350	146.80
366182RH	SM, SM-TA, 400-450	180.81
368293RH	460, 504, 606	197.15
369080RH	560, 660	222.69
391446RH	656, 666, 686, HYDRO 70, HYDRO 86	194.95

New Wet Brake Set



Fits International
786 thru 1486, 88 Series,
Hydro 186

Part #	Price \$
120235CH	164.95

New Brake Lining

Fits JD 70, 80, 520, 530, 620, 630
Linings come as a set of 4,
include rivets. 2-1/4" wide



Part #	Price \$
AR604RH	49.95

New John Deere Brake Discs

Part #	Application	Price \$
AT12312H	2010 RC & RC Utility	43.49
AL111498H	6200, 6200L, 6300, 6300L, 6400, 6400L, 6500L	126.24
RE186965H	7330, 7430, 7530, 7600, 7610 (SN 007411 >), 7700, 7710, 7715, 7720, 7800, 7810, 7815, 7820, 7920	111.67
RE186966H	7200, 7210 (early), 7400, 7405 (early), 7410 (early), 7420, 7500 (early), 7505, 7510 (early), 7520	76.89
RE154280H	8100, 8200, 8300, 8400, 9100 (SN <053317), 9200 (SN <053317), 9300 (SN <053317), 9400 (SN <053317)	136.85

NEW 2 CYL. BELT CLUTCH ITEMS!

Clutch Cover Spring



Part #	Application	Price \$
A6121RH	A, G, 50, 60, 520, 530, 620, 630	14.25

Pulley Clutch Disc w/ Facing



Part #	Application	Price \$
AB4828RH	B (SN 201000 & up), 50, 520, 530	67.95

Clutch Drive Disc



Part #	Application	Price \$
B2463RH	B (SN 201000 & up)	177.63
B3020RH	50	185.95

NEW PTO SHIELDS!



Fits International
330, 340, 460,
504, 560, 606, 660

Part #	Price \$
364712RH	50.89

HYDRAULIC PUMPS!

MCV Hydraulic Pump



Fits 706-756 766-806-826-856 966-1026

Part #	Capacity - G.P.M.	Wt	Price \$
527397	9	7	284.95

Main Hitch Hydr. Pump



330-340 460 504 544 560 806 656 660 706 756 766 1066 1256 1466 100 Hydro

Part #	G.P.M.	Price \$
70933	12 open	363.95

NEW MULTI-CONTROL VALVE PARTS!

MCV Pump Drive Gear

Fits International Harvester
56, 66, 86 Series,
3088, 3288, 3688



Part #	Price \$
405181	56.76

MCV Relief Valve



2000 PSI Fits International Harvester
06, 56, 66, 86, 88 Series
Hydro 100, Hydro 186, Hydro 3488

Part #	Price \$
384443RH	104.05

MCV Gasket Kit

ONLY works on Tractors with TA Fits Int'l Harvester
06, 56, 66, 86, 88 Series



Part #	Price \$
393877	55.95

Allis Chalmers - Gleaner

CLUTCH

Disc



PPA



Part #	Model	Size	S/N Etc	Style	Price \$
D226730	B, C, CA	8 1/2"		Woven	72.97
D226729HD	B, C, CA	8 1/2"		4 Pad	74.32
D232239	B, C, CA	9"		Woven	82.43
D253187HD	B, C, CA	9"		4 Pad	98.65
D226764	WC, WF	10"		Woven	90.54
D256764HD	WC, WF	10"		4 Pad	98.65
D226764	WD, WD45	10"	S/N WD45-99648 ↓	Woven	90.54
D256764HD	WD, WD45	10"	S/N WD45-99648 ↓	4 Pad	98.65
D226764	WD, WD45	10"	S/N WD45-99648 ↑	Woven	90.54
D256764HD	WD, WD45	10"	S/N WD45-99648 ↑	4 Pad	98.65
D232239	D10	9"	S/N 3501 ↓	Woven	82.43
D253187HD	D10	9"	S/N 3501 ↓	4 Pad	98.65
D246660	D10	9"	EFF S/N 3501 ↑	Woven	CALL
D256660HD	D10	9"	EFF S/N 3501 ↑	4 Pad	CALL
D232239	D12	9"	Prior S/N 3001	Woven	82.43
D253187HD	D12	9"	Prior S/N 3001	4 Pad	98.65
D246660	D12	9"	S/N 3001	Woven	CALL
D256660HD	D12	9"	S/N 3001	4 Pad	CALL
D232239	D14 D15	9"		Woven	82.43
D253187HD	D14 D15	9"		4 Pad	98.65
D241255	D17	11"	S/N 75000 ↓	Woven	98.65
D247859	D17	11"	S/N 75000 ↓	4 Pad	86.49
D247859HD6	D17	11"	S/N 75000 ↓	6 Pad	147.30
D241255	D17 Series IV	11"	S/N 75000 ↑ Both PPA and disc Must be Changed	Woven	98.65
D247859	D17 Series IV	11"	S/N 75000 ↑ Both PPA and disc Must be Changed	4 Pad	86.49
D247859HD6	D17 Series IV	11"	S/N 75000 ↑ Both PPA and disc Must be Changed	6 Pad	147.30
D241255	D19	11"	Both PPA and disc Must be Changed	Woven	98.65
D247859	D19	11"	Both PPA and disc Must be Changed	4 Pad	86.49
D247859HD6	D19	11"	Both PPA and disc Must be Changed	6 Pad	147.30
D254769HD6	D21	14"		6lg. Pad	CALL
D254769HD8	D21	14"		8lg. Pad	CALL
D247859	170, 175	11"		4 Pad	86.49
D247859HD6	170, 175	11"		6 Pad	147.30
D247071	180, 185, 190	12"	Both PPA and disc Must be Changed	4 Pad	90.54
D247071HD4	180, 185, 190	12"	Both PPA and disc Must be Changed	4lg. Pad	116.22
D247071HD6	180, 185, 190	12"	Both PPA and disc Must be Changed	6lg. Pad	CALL
D261029	190 XT, 200	12"		4 Pad	124.32
D261029HD6	190 XT, 200	12"		6 Pad	160.81
D254769HD6	210, 220	14"		6lg. Pad	CALL
D254769HD8	210, 220	14"		8lg. Pad	CALL
D261029	7000	12"	S/N 8001 ↓	4 Pad	124.32
D261029HD6	7000	12"	Heavy Duty	6 Pad	160.81
D261029	7000	12"	Torque Limiter S/N 8001 ↑	4 Pad	124.32
D269728	7010 7020 7030 7040 7045 7050 7060 7080 7580 8010 8030 8050	12"	Power Director Tractor	4 Pad	CALL
D269728HD6	7010 7020 7030 7040 7045 7050 7060 7080 7580 8010 8030 8050	12"	Power Director Tractor	Heavy Duty 6 Pad	154.05
D268718	7010 8010 7020 (2137 up), 7040 (below 6992), 7060 (below 3893)	12"	Power Shift Tractor	4 Pad	CALL
D268718HD6	7010 8010 7020 (2137 up), 7040 (below 6992), 7060 (below 3893)	12"	Power Shift Tractor	HD 6 Pad	160.81
D268718HD6	8030 85050	12"	Power Shift Tractor	HD 6 Pad	160.81
W3154122	9435 9455	13"	Power Shift Tractor	Reman 6 Pad	CALL
W3154122HD6	9435 9455	13"	Power Shift Tractor	HD 6 Pad	CALL

Part #	Model	Size	S/N Etc	Price \$
D226262	B, C, CA	8 1/2"		98.65
D226262	B, C, CA	8 1/2"		98.65
D247745	B, C, CA	9"		98.65
D247745	B, C, CA	9"		98.65
D230506	WC, WF	10"		110.81
D230506	WC, WF	10"		110.81
D230506	WD, WD45	10"	S/N WD45-99648 ↓	110.81
D230506	WD, WD45	10"	S/N WD45-99648 ↓	110.81
D230424	WD, WD45	10"	S/N WD45-99648 ↑	132.43
D230424	WD, WD45	10"	S/N WD45-99648 ↑	132.43
D247745	D10	9"	S/N 3501 ↓	98.65
D247745	D10	9"	S/N 3501 ↓	98.65
D247745	D10	9"	EFF S/N 3501 ↑	98.65
D247745	D10	9"	EFF S/N 3501 ↑	98.65
D247745	D12	9"	Prior S/N 3001	98.65
D247745	D12	9"	Prior S/N 3001	98.65
D247745	D12	9"	S/N 3001	98.65
D247745	D12	9"	S/N 3001	98.65
D247745	D14 D15	9"		98.65
D247745	D14 D15	9"		98.65
D229344	D17	11"	S/N 75000 ↓	101.35
D229344	D17	11"	S/N 75000 ↓	101.35
D229344	D17	11"	S/N 75000 ↓	101.35
D242572	D17 Series IV	11"	S/N 75000 ↑ Both PPA and disc Must be Changed	136.49
D242572	D17 Series IV	11"	S/N 75000 ↑ Both PPA and disc Must be Changed	136.49
D242572	D17 Series IV	11"	S/N 75000 ↑ Both PPA and disc Must be Changed	136.49
D241253	D19	11"	Both PPA and disc Must be Changed	113.51
D241253	D19	11"	Both PPA and disc Must be Changed	113.51
D241253	D19	11"	Both PPA and disc Must be Changed	113.51
D245984	D21	14"		213.51
D245984	D21	14"		213.51
D242572	170, 175	11"		136.49
D242572	170, 175	11"		136.49
D280462	180, 185, 190	12"	Both PPA and disc Must be Changed	94.59
D280462	180, 185, 190	12"	Both PPA and disc Must be Changed	94.59
D280462	180, 185, 190	12"	Both PPA and disc Must be Changed	94.59
D255689	190 XT, 200	12"		94.59
D255689	190 XT, 200	12"		94.59
D245984	210, 220	14"		213.51
D245984	210, 220	14"		213.51
D260462	7000	12"	S/N 8001 ↓	145.95
D260462	7000	12"	Heavy Duty	145.95
D261248	7000	12"	Torque Limiter S/N 8001 ↑	81.08
D269622	7010 8010 7020 (2137 up), 7040 (below 6992), 7060 (below 3893)	12"	Power Shift Tractor	87.84
D269622	7010 8010 7020 (2137 up), 7040 (below 6992), 7060 (below 3893)	12"	Power Shift Tractor	87.84
W3154165	9435 9455	13"	Power Shift Tractor	286.20
W3154165	9435 9455	13"	Power Shift Tractor	286.20

Prices subject to change without notice. Call to verify pricing and availability.

Allis Chalmers - Gleaner

CLUTCH

Clutch Bearings

Pilot Bearing



Part #	Release	Weight	Price \$
832063	B, D10, D12, WC, WF, WD, WD45	1 lb.	31.76
832065	C, CA, D10-D19, ED40, 180, 185, 190, 190XT, 200	1 lb.	20.95
832505	D17, D21, 170, 175, 210, 220, 7000	1 lb.	25.68
8512202	5040, 5050, 6060, 6070, 6080	1 lb.	79.73

Throw Out Bearing



Part #	Release	Weight	Price \$
836205	B, D10, D12, WC, WF, WD, WD45	1 lb.	CALL
836205	C, CA, D10-D19, ED40, 180, 185, 190, 190XT, 200	1 lb.	CALL
836205	D17, D21, 170, 175, 210, 220, 7000	1 lb.	CALL
836304	5040, 5050, 6060, 6070, 6080	1 lb.	12.84

Starter Ring Gears

Made In USA!



Part #	Application	Weight	Price \$
70209292H	B & C	1.6 lbs.	34.95
70226830H	D-17, 170, 175 GAS 139 TEETH		39.75

HYDRAULIC

New Steering and Hydraulic Pumps



Part #	Application	Avg. Wt.	Description	Price \$
D1176452H	4506-100-06, DX160	15 lbs	Hydraulic Pump	362.00
D1176000H	D8006, 100-06, 130-06, 6807, 7207, 7807	15 lbs	Double Hydraulic Pump 16cc & 12cc w/tapered shaft	CALL
D1174406H	DX160, 140, 710	15 lbs	Single Pump Splined	CALL
D1176451H	DX85, 90, 110, 120, 130	15 lbs	Double Pump 22.5cc and 14cc	651.05

BRAKE

Brake Bands & Linings



Part #	Model	Type	Price \$
209864H	B, IB, C, CA	2 lining set	10.04
216775H	B & C lining and steel band		45.18
70230874H	D10, D12, D14, D15	2 lining set	19.35
231633H	WD, WD45, WD45D, D17, D17D Ser #42000	2 lining set	11.54
BLKAD17	D17, Ser #42000, D19, D21, 190, 180, 170	2 lining set	15.36
70235628H	D19, 190 Ser #21699, XT190 Ser #21699		33.29
70276914H	D17, Ser #, 170, 175, 180, 185		31.71

TRANSMISSION

Controls

Shift Boots



Part #	Weight	Description	Price \$
226863H	.25 lb	B thru D15	8.95
233767H	.25 lb	D-17 thru 8070	9.15

Shift Knobs

Part #	Weight	Application	Description	Price \$
226023H	.25 lb	B, C, CA, D-10 through 200	Rubber	4.95
202862H	.25 lb	RC, WC, WD (to SN 127006), WF	Plastic, 3/8" NF	4.95

Hydraulic & Throttle Knobs

Part #	Description	Price \$
220901H	WD, WD45	6.50
228215H	D-10 through 9-19	4.50
242338H	200, 210, 220 3/8" NF, 1 1/4" Diameter	5.25

PTO Knobs

Part #	Description	Price \$
206456H	RC, WC, WD, WD45 - 3/8" NF	3.95

Gear Shift Lever

Part #	Description	Price \$
257580H	WD (after SN 127001), WD45	86.95

PTO


DRIVE HUBS AND SHAFTS



Part #	Application	Wt	Description	Price \$
70255802H	160, 170, 175, 180, 185, 190, XT190 Early 200, 175, 180	10 lbs	1 3/8x6 spline/1 3/8 x 21	191.10
70260704H	Late 175, 180, 185, 200	10 lbs	1 3/8x6 spline/1 3/8x21 spline	192.27
70266975H	7010, 7020, 7030, 7040, 7045, 7050, 7060, 8010, 8030, 8050	10 lbs	1 3/8x6 spline/1 3/8x21 spline	211.63


Case - IH

CLUTCH Disc



Case

Part #	Model	Size	S/N Etc	Type	Price \$
A11079	530	9 1/4"		10 Spl. Woven	97.30
A45794	530	9 1/4"		17 Spl. Woven	CALL
A36145	530	10"		10 Spl. Woven	133.95
A36147	530	10"		17 Spl. Woven	112.16
A36414H	530	11"		17 Spl. Woven	CALL
A36142	530	11"		17 Spl. 4 Pad	CALL
A36142HD6	530	11"	Heavy Duty	17 Spl. 6 Pad	CALL
A37568	530	11"		21 Spl. Woven	CALL
A51840	530	11"		21 Spl. 4 Pad	CALL
A51840HD6	530	11"		21 Spl. 6 Pad	139.95
A34277	700, 730, 770, 830, 870	12"		16 Spl. 4 Pad	CALL
A34277HD6	700, 730, 770, 830, 870	12"	Heavy Duty	16 Spl. 6 LG Pad	CALL
A32817HD6	930 Comfort King Draft-O-Matic	15"		6 LG Pad	154.05
A58975HD6	970	14"		6 LG Pad	CALL
A32817HD6	1030	15"	S/N 8329959 ↓	6 LG Pad	154.05
A57425HD6	1030	15"		6 LG Pad	CALL
A57425HD6	1070, 1090, 1170, 1175	15"		6 LG Pad	CALL
AK923374	1190	10"	Trans. Disc	Woven	77.03
AK948966	1190	10"	Trans. Disc	4 Pad	CALL
AK89322	1190	10"	PTO Disc	Woven	77.03
A151116	1470 Heavy Duty 1490, 1494	15"		9 Pad	CALL
A151115	1470 Heavy Duty 1490, 1494	12 Pad	A151116HD12	278.38	CALL
AK956052 (4)	1470 Heavy Duty 1490, 1494	12"		Woven	140.95
AK956052HD6 (4)	1470 Heavy Duty 1490, 1494			6 Pad	CALL
AK947089	1470 Heavy Duty 1490, 1494	12"	PTO Disc		CALL



International Harvester

Part #	Model	Size	S/N Etc	Style	Price \$
52848HD6	M, MD	11"	Heavy Duty	6 Pad	CALL
359168	M, MD	12"	S/N FBK 294707 & Above	Woven	90.54
359168HD6	M, MD	12"	Heavy Duty	6 LG Pad	CALL
359168	Super M	12"		Woven	90.54
359168HD6	Super MD	12"	Heavy Duty	6 LG Pad	CALL
375564	SMTA	12"		Woven	101.35
384395	SMTA	12"		4 Pad	98.65
384395HD4	SMTA	12"	Heavy Duty	4 LG Pad	118.92
384395HD6	SMTA	12"	Heavy Duty	6 LG Pad	139.19
375701	T.A. Clutch	7"		Metallic	91.95
56631	100, 130, 140, 200	9"		Woven	78.95
375564	450, 560	12"		Woven	101.35
384395	450, 560	12"		4 Pad	98.65
384395HD4	400	12"	Heavy Duty	4 LG Pad	118.92
384395HD6	400	12"	Heavy Duty	6 LG Pad	139.19
375701	T.A. Clutch	7"		Metallic	91.95
530402	384, 454	11"		4 Pad	CALL
70093	384, 454	11"		6 Pad	CALL
830575HD6	384, 454	11"	Heavy Duty	6 Pad	139.19
360488	460, 504	10 1/2"		Woven	94.59
384633	460, 504	10 1/2"		4 Pad	90.54
384633HD6	460, 504	10 1/2"	Heavy Duty	6 Pad	147.30
375701	T.A. Clutch	7"		Metallic	91.95
384633	544	10 1/2"		4 Pad	90.54
384633HD6	544	10 1/2"	Heavy Duty	6 Pad	147.30
375701	T.A. Clutch	7"		Metallic	91.95
530402	574	11"		4 Pad	CALL
70093	574	11"		6 Pad	CALL
830575HD6	574	11"	Heavy Duty	6 Pad	139.19
384395	706, 756	12"		4 Pad	98.65
384395HD4	766, 786, 806, 820	12"	Heavy Duty	4 LG Pad	118.92
384395HD6	784, 884	12"	Heavy Duty	6 LG Pad	139.19
70093	784, 884	11"		6 Pad	CALL
830575HD6	784, 884	11"	Heavy Duty	6 Pad	139.19
85026	784, 884	12"	Conversion	6 Pad	CALL
85026HD6	784, 884	12"	Heavy Duty	6 LG Pad	CALL
104495	986	12"		6 Pad	CALL
384395HD6	986	12"	Heavy Duty	6 LG Pad	139.19
393117	1066, 1086	14"		6 Pad	139.19
393117HD6	1206, 1256	14"	Heavy Duty	6 LG Pad	174.32
67600HD8		14"	Heavy Duty	8 LG Pad	237.84
393117	1456, 1466	14"		6 Pad	139.19
393117HD6	1468, 1486	14"	Heavy Duty	6 LG Pad	174.32
67600HD8		14"	Heavy Duty	8 LG Pad	237.84
67736	1566, 1568	14"		8 Pad	CALL
56631	A, Super	9"		Woven	78.95
384384	A, B, C, Super C	9"	Heavy Duty	4 Pad	90.54
64772	H	10"		Woven	CALL
358556	Super H	10 1/2"		Woven	91.89
52848	M, MD	11"	FBK501 thru FBK294707	Woven	54.73

HYDRAULIC/DRIVETRAIN

Clutch Bearings

Weights approx. 1 lb.

Throw Out Bearing



Part #	Release	Price \$
832063	A, B, C, Super C, H, HV, Super H, 100, 130, 140, 200-240, 404 200-240, 404	31.76
8225518	M, MD, Super M, Super MD	22.97
832505	Super MTA, 400, 450, 560, 660, 706-786, 806, 886, 966, 986, 1066-1086, 1206-1256, 1456, 1486, 1566-1586, 2706, 2756, 2806-2856, 3088, 3288, 3388, 3588, 3688, 3788, 4100,-4186, 6388, 6588, 6788, 2106-21456, 930, 970, 1030, 1070, 1090, 1170, 1175, 1470	25.68
832375	300-350, 424-484, 504, 544, 574, 584, 606, 656, 664, 674, 684, 686, 784, 884, 2400A, 2400B, 2444, 2500A, 2500B, 2504, 2544, 2606, 2656, 3500A, 385-985	25.68
832255	400, 700, 730, 770, 830, 870	25.00

Pilot Bearing



Part #	Release	Price \$
836205	A, B, C, Super C, H, HV, Super H, 100, 130, 140, 200-240, 404 200-240, 404, M, MD, Super M, Super MD	CALL
836205	886, 966, 986, 1066-1086, 1206-1256, 1456,	CALL
836304	Super MTA, 400, 450, 560, 660, 706-786, 806, 1486, 1566-1586, 2706, 2756, 2806-2856, 3088, 3288, 3388, 3588, 3688, 3788, 4100,-4186, 6388, 6588, 6788, 2106-21456	12.84
836204	300-350, 424-484, 504, 544, 574, 584, 606, 656, 664, 674, 684, 686, 784, 884, 2400A, 2400B, 2444, 2500A, 2500B, 2504, 2544, 2606, 2656, 3500A	11.21
836007	400, 700, 730, 770, 830, 870, 930, 970, 1030, 1070, 1090, 1170, 1175, 1470	18.92
836204	385-985	11.21

International Harvester Combine



Part #	Model	Size	S/N Etc	Style	Price \$
533703	715	10"	Wheel Drive	6 Pad	CALL
154759	715	10"	Separator Drive Disc Only	6 Pad	CALL
167967	815, 915	12"	Separator Drive	4 Pad	CALL
167967HD6	815, 915	12"	Heavy Duty	6 Pad	139.19

Case - IH

CLUTCH

Pressure Plate Assembly

International Harvester



Part #	Model	Size	S/N Etc	Price \$
375493	A, Super	9"		86.49
375493	A, B, C, Super C	9"	Heavy Duty	86.49
52900	H	10"		94.59
358555	Super H	10 1/2"		83.78
52840	M, MD	11"	FBK501 thru FBK294707	94.59
52840	M, MD	11"	***Heavy Duty	94.59
357299	M, MD	12"	S/N FBK 294707 & Above	CALL
357299	M, MD	12"	***Heavy Duty	CALL
357299	Super M	12"		CALL
357299	Super MD	12"	Heavy Duty	CALL
359121	SMTA	12"		102.70
359121	SMTA	12"		102.70
359121	SMTA	12"	Heavy Duty	102.70
359121	SMTA	12"	Heavy Duty	102.70
360215	T.A. Clutch	7"		77.03
375493	100, 130, 140, 200	9"		86.49
359121	450, 560	12"		102.70
359121	450, 560	12"		102.70
359121	400	12"	Heavy Duty	102.70
359121	400	12"	Heavy Duty	102.70
360215	T.A. Clutch	7"		77.03
70716	384, 454	11"		91.89
70716	384, 454	11"		91.89
830574	384, 454	11"	Heavy Duty	162.16
360746	460, 504	10 1/2"		98.00
360746	460, 504	10 1/2"		98.00
360746	460, 504	10 1/2"	Heavy Duty	98.00
360215	T.A. Clutch	7"		77.03
360746	544	10 1/2"		98.00
360746	544	10 1/2"	Heavy Duty	98.00
360215	T.A. Clutch	7"		77.03
70716	574	11"		91.89
70716	574	11"		91.89
830574	574	11"	Heavy Duty	162.16
405300	706, 756	12"		117.95
405300	766, 786, 806, 820	12"	Heavy Duty	117.95
405300	784, 884	12"	Heavy Duty	117.95
70716	784, 884	11"		91.89
830574	784, 884	11"	Heavy Duty	162.16
85025	784, 884	12"	Conversion	CALL
85025	784, 884	12"	Heavy Duty	CALL
104496	986	12"		120.95
104496	986	12"	Heavy Duty	120.95
390254	1066, 1086	14"		157.95
120181	1206, 1256	14"	Heavy Duty	165.95
67597		14"	Heavy Duty	160.95
67597	1456, 1466	14"		160.95
67597	1468, 1486	14"	Heavy Duty	160.95
67597		14"	Heavy Duty	160.95
67735	1566, 1568	14"		CALL

International Harvester Combine

Part #	Model	Size	S/N Etc	Price \$
533702	715	10"	Wheel Drive	CALL
161165	715	10"	Separator Drive Unit (PPA & Disc)	CALL
154759	715	10"	Separator Drive Disc Only	CALL
167968	815, 915	12"	Separator Drive	CALL
167968	815, 915	12"	***Heavy Duty	CALL




Case

Part #	Model	Size	S/N Etc	Price \$
A11002	530	9 1/4"		CALL
A11002	530	9 1/4"		CALL
A36567	530	10"		CALL
A36567	530	10"		CALL
A36962	530	11"		CALL
A36962	530	11"		CALL
A36962	530	11"	Heavy Duty	CALL
A37566	530	11"		112.16
A39212	530	11"		114.95
A39212	530	11"		114.95
357299	700, 730, 770, 830, 870	12"		CALL
357299	700, 730, 770, 830, 870	12"	Heavy Duty	CALL
A34459	930 Comfort King Draft-O-Matic	15"		264.86
A58974	970	14"		CALL
A34459	1030	15"	S/N 8329959 ↓	264.86
A34459	1030	15"		264.86
A34459	1070, 1090, 1170, 1175	15"		264.86
AK918611	1190	10"	Trans. Disc	CALL
AK918611	1190	10"	Trans. Disc	CALL
A151115	1190	15"	PTO Disc	CALL
AK202291	1470 Heavy Duty 1490, 1494	12"		CALL
AK954992	1470 Heavy Duty 1490, 1494	12"		CALL

New/Reman Clutch Kits

International Harvester



Listed prices on Reman are exchange - Core charges apply.
Kits contain Clutch Disc, PPA, and Bearings unless otherwise noted.

Part #	Application	WT	Price \$
375493KIT	A,B,C, SUPER A & C 100 130 140 200 230 240 404	C/T	191.89
52900KIT	H & HV	C/T	204.05
52840KIT	11" WOVEN REMAN - M,MD,W6 (SER. # FBK501-FBK294707)	C/T	174.32
357299KIT	12" WOVEN REMAN - M,MD,MV, SUPER M (FBK294708 up)	C/T	209.46
357299OILKIT	M,MD,SUPER M, SUPER MD - USE ONLY IF YOUR TRACTOR IS EQUIPPED W/ BELLY PUMP	C/T	CALL
360746KIT	300 350 460 606 544	C/T	221.62
359121KIT	SUPER MTA, 400 450 460	C/T	236.49
405299KIT	12" SIX PAD REMAN - 706 756 766	C/T	287.95
405300KIT	12" SIX PAD REMAN HD PPA - 706 806 756 826 856 766 966 786 886 986 3088 3288	C/T	287.95
390254KIT	14" SIX PAD REMAN - 1206 1256 1456 1066 1466 4166 1086 4186	C/T	357.95
67597KIT	HEAVY DUTY 14" SIX PAD REMAN - 1206 1256 1456 1066 1466 4166 1086 1486 4186	C/T	363.95
67735KIT	14" 6 PAD REMAN - 1566 1568 1586	C/T	363.95

WE OFFER MANY MORE CLUTCH & PPA APPLICATIONS - CALL FOR A PRICE QUOTE!

Case - IH

CLUTCH

Flywheels With Ring Gears

Case



Part #	Application	Wt	Price \$
A153946H	2470 and 2670 with PTO 2090, 2290, 2390, 2590, 4490, 4690, 2094, 2294, 2394, 2594, 3294, 3394, 3594, 4494, 4694	106	707.95

International

Part #	Application	Weight	Price \$
3136044RH	584, 684, H84, 784, 574, 674, 585, 595	48 lbs.	471.25
388302RH	656 Diesel Gear	70 lbs.	543.75
341603RH	856, 1026	85 lbs.	579.95
672215CH	1066, 1086, 1466, 1486, 1566, 1586	96 lbs.	507.56
142022CH	3388, 3588, 3788, 6388, 6588, 6788	82 lbs.	CALL

Starter Ring Gears

Case

Part #	Application	Weight	Price \$
A27920H	30 series, 1470, 2470, 2670, 2090 thru 4690 & 94 series	7.6 lbs.	56.55
A58778H	70 series except 1470, 1175 and 1090	9.5 lbs.	90.00
A27920H	All others		56.55

International

Part #	Application	Wt	Price \$
55755DBH	A, B, C, Super A, 100, 140, 200, 230, 240	2.0	28.25
45638DBH	H, Super H, 300, 330, 340, 350	3.5	40.29
266142RH	M, MD, Super M, Super MD, 400, 450 gas & diesel	6.5	77.78
60883CH	544, 574, 584, 684, 784	4.0	64.89
367042RH	460, 504, 544, 656, 666, 686	3.0	52.35
341604RH	706, 756, 856, 1026, 826, 786, 886, 3088, 3288, 966, 986, Hydro 86, Hydro 100, Hydro 186, 766, 886, 3488, 3688	4.5	61.85
326759RH	1256, 1456, 4156, 1066, 1466, 1566, 1086, 1486, 1586, 4166, 4186, 3588, 3788	6.0	83.17

TORQUE AMPLIFIERS

PRICES LISTED FOR TA'S ARE EXCHANGE, CORE CHARGES APPLY

300, 350 460

ALL ROW CROP MODELS

Part #	Weight	Description	Price \$
363854STD	60	Standard Duty TA	CALL
363854HD	60	Heavy Duty TA W/ Heavy Duty Sprag	836.49
836854E	60	Mechanical TA Elimination Assembly	CALL
830450	60	Mechanical TA Elimination Kit	CALL

300,350,330,340,504,544

ALL UTILITY MODELS



Part #	Weight	Description	Price \$
402778STD	60	Standard Duty TA	539.19
402778HD	60	Heavy Duty TA	CALL
8402778E	60	TA Elimination Assembly	CALL
830450	60	TA Elimination Kit	CALL

Prior To Ordering For Above Models - Back Gear On Ta Must Be Identified By The Following Measurements: Bearing Bore 2.130" Teeth Length 1.050"

656, 666, 686

Part #	Weight	Description	Price \$
394814STD	60	Standard Duty TA	539.19
394814HD	60	Heavy Duty TA	836.49
839814E	60	Mechanical TA Elimination - Includes Gasket Kit	CALL
830450	60	TA Elimination Kit	CALL

TORQUE AMPLIFIERS

PRICES LISTED FOR TA'S ARE EXCHANGE, CORE CHARGES APPLY

Hydraulic TA & TA Elimination Assemblies

Fits: 1566 1568 1568 1586

Part #	Weight	Description	Price \$
74494	80	Standard Duty TA	CALL
68135HD*	80	Heavy Duty TA	755.41
68135HDS	85	Super Duty TA	958.11
830432	65	TA Elimination Kit	CALL
79018	4	TA & TA Elimination Gasket Kit	72.97

Hydraulic TA & TA Elimination Assemblies



Fits Applications:

706 806 1206 756
856 1256 1456 766
966 1066 1466
1468 786 886 986
1086 1486

Part #	Wt	Description	Price \$
74493	80	Standard Duty TA	674.32
529091HD	80	Heavy Duty TA	755.41
392292*	85	Super Duty TA	958.11
830431	65	TA Elimination Kit	CALL
79020	4	TA & TA Elimination Gasket Kit	72.97

Mechanical TA & Elimination Kit SMTA

Fits: 400, 450, 560, 660

Part #	Weight	Description	Price \$
363499	50	Standard Duty TA	539.19
363499HD*	50	Heavy Duty TA	836.49
363499E	35	Mechanical TA Elimination Assembly	CALL
830450	30	Mechanical TA Elimination Kit	CALL

HYDRAULIC PUMPS



Part #	Wt	Description	Price \$
128190CH	10	Gas models 400, 450 Super M Super MTA, Super W6, Super W9, 12 6 GPM cap @1450 RPM 1200 PSI.	760.00
128191CH	15	Gas 300, 350 Super H, 10 GPM at 1600 RPM, 1200 psi	685.00
384506N	10	IH Super C	404.05

Multi-Control Valve Hydraulic Pump



Part #	Application	Capacity - G.P.M.	Wt	Price \$
527397	706-756 766-806-826-856 966-1026	9	7	284.95
120114	786-886 986-1086 1486-1586 3088 3288 3688	12	7	295.00
527397RH	706, 756, 766, 806, 856, 826, 966, 1026 Reman	9	7	304.05
120114CH	786, 886, 986, 1086, 1486, 1586, 3088, 3288, 3688 Reman	12	7	309.95

New Multi-Control Valve Parts!

MCV Pump Drive Gear

MCV Gasket Kit



Part #	Price \$
405181	56.76

Part #	Price \$
393877	55.95

MCV Relief Valve

Part #	Price \$
384443RH	104.05



Case - IH

HYDRAULIC PUMPS

Main Hitch Hydraulic Pump



Part #	G.P.M.	Application	Price \$
70933	12 open	330-340 460 504 544 560 806 656 660 706 756 766 1066 1256 1466 100 Hydro	363.95
70935	17 open	806 856 1026 1206 1456D 664 666 686 1456 3488 3498 Hydro 70-86	389.95
70931	12 closed	786 886 1086 1486 1586	339.95
70932	15 closed	786 886 1086 1486 1586 3088 3281 3688	363.95
70933	12 open	1566-1568	363.95
1263450CH	17 closed	All 2+2s 1980 and 86 series	1,336.49
371135	Pwr. Steering Pump	330, 340, 460, 560, 660	404.05

Hydraulic Conversion Kits




Change your old lever style female body over to the ISO tip used by every manufacturer

Part #	Weight	Price \$
IH8700	4 lbs.	152.95

IH Conversion Kits

Converts the Expensive, High Maintenance Axial Pump to a more reliable Gear Pump.



Part #	Wt	Description	Price \$
830457	32 lbs.	↓ 3388, 3488, 3588, 3688, 3788, 6388, 6588, 6788	1,128.38
830446*	25 lbs.	Converts 2 + 2 steering Conversion Kit converts from the expensive Hi-maintenance Axial Pump to a more reliable Gear Pump	979.73

Also need to order 70933 or 70932 Gear Pump
*Includes New Gear Pump

BRAKES

Brake Bands and Linings



Part #	Model	Price \$
358660RH	Super A 339642, 100, 130, 140 Band	33.85
51582DDXH	A, B, Super A Ser #339641 Band	35.95

International Harvester/Farmall



Part #	Model	Price \$
58344DH	H Band	44.95
58345DH	M, Super M Band	49.95
358753RH	CUB Ser #173600 Band	26.95

BRAKES

Brake Discs

Weigh approx. 5 lbs.



Many more applications available
Just a Simple Call!



Case

Part #	Size	Application	Price \$
1975466CH	7"	730, 830, 930, 1030, Early 770, 870, 970 (Replaces A44712)	16.50
1975469CH	8"	Late 770, 870, 970 and 1070, 1175 (Replaces A65189)	19.90

International Harvester



Part #	Application	Price \$
1963810CH	M, Super M, W6, 400, 450 (Replaces 121961092 & 321162R91)	14.95
1975446CH	560, 660, Tractors and 403, 503, 915, 1460, 1480 Combines (Replaces 121963C91 & 369079R91)	16.95
1975456CH	Super C, 200, 230, 240, 330, 340, 404, 2404 (Replaces 368181R92)	11.95
1975457CH	Super H, 300, 350 (Replaces 368183R91)	13.95
1975460CH	340 D5L, 460, 504, 606, 2504, 2606 (Replaces 368292R92)	13.95
1975463CH	656, 666, 686, 2656, Hydro 70 and 86	15.25
1975463CH	656, 666, 686, 2656, Hydro 70 and 86	15.25
1975464CH	354, 364, 384, 424, 444, 2300, 2424, 2444 (Replaces 395161R1)	15.25
1975468CH	706, 806, 756, 826, 856, 1026, 766, 966, 1066 (Replaces 384166R92)	18.95
1975472CH	1456, 1466, 1468 (Replaces 528702R2)	86.74
384368RH	Brake Piston for 706-1206, 756-1456, Hydro 100, 766-1466	90.84
104712CH	786-1086, 1486, 3088-3688, 6388-6788, Hydro186	21.80

Mechanical Brake Spring



Fits Case D Series, 700 thru 1030
Fits IH Super M thru 450, 500 thru 686

Part #	Price \$
619731CH	5.95



Fits IH Super C thru F350, 404, 460, 504, 544, 606

Part #	Price \$
354627RH	6.75

Brake Acuator Assemblies

Part #	Model	Price \$
364834RH	300-350	146.80
366182RH	SM, SM-TA, 400-450	180.81
368293RH	460, 504, 606	197.15
369080RH	560, 660	222.69
391446RH	656, 666, 686, HYDRO 70, HYDRO 86	194.95

Brake Ball

Part #	Description	Price \$
17028RH	7/8"	1.83

Brake Kit

Part #	Description	Price \$
120235CH	Fits 786-1486, 3288, 3388, 3488, 3588, 3688, 6388, 6588, 6788	164.95

Case - IH

BRAKES

Wet Brake Disc Kit



International

786 thru 1486, 88 Series, Hydro 186

Part #	Wt	Price \$
120235CH	17 lbs	164.95

International Brake Seal Kit

Includes brake piston O-rings and brake pinion seal. Kit is complete for one side of tractor!

Part #	Application	Price \$
66487CH	706, 806, 756, 826, 856, 1026, 766, 966, 1066	14.25

TRANSMISSION

Hi-Lo Shifter Kit



Late 66 Series, All 86 Series, 88 Series - Improve performance & eliminate linkage wear

Part #	Price \$
71526KIT	92.77

IH Hi-Low Transmission Shift Kits



Fits all 56 Series and Early 66 Series (1971-1974)

Part #	Wt	Price \$
398281KIT	3 lb	154.72

Hi-Lo Range Transmission Repair Kit

706, 806, 1206 (1963-1967) Series IH Tractors



Part #	Description	Price \$
380312KIT	Pivot arm Kit - contains: (1) - 380312 R12 - Pivot arm (1) - 380115 R2 - Detent roller	34.25
382565KIT	Control arm Kit - contains: (1) 382565 R21 - Control arm (1) 380115 R2 - Detent roller (1) 383997 R1 - Tension spring	26.72
391018RH	Cam Pivot Shaft	35.82

Spring Loaded Park Lock Linkage

IH no longer supplies these components!

Avg. Wt 2 lbs.



Fits 706 thru 1586, 3388, 3588, 3788

Part #	Description	\$
390856RH	Turnbuckle	9.72
830244	Spring Loaded Turn Buckle	32.43
390857RH	Left Hand Park Lock Operating Rod	6.95
390858RH	Right Hand Park Lock Operating Rod	6.95

TRANSMISSION

Shift Knob

Part #	Application	Description	Price \$
382801RH	06, 56, 66	Hydraulic Hitch Knob, Round w/ Slit	6.25
382805RH	06, 56, 66	Draft Control Knob, Rectangular w/ Slit	5.95
397931RH	56, 66, 68	Throttle Knob	4.99
397978RH	56, 66, 68 Series	IH Shift & TA Knob	6.95
398168RH	06, 56, 66, 68	Hydraulic SCV Knob, Round	5.04
53717DAH	M, H, Cub, Lowboy, 460-660, 3414, 3616, Cub Cadets, 70-122, others	IH Knob Fits all IH round stock gear shifts	4.95

Transmission Brake IH Tractors — Helps stop gear grinding

Part #	Price \$
830299	90.54



PTO

Pto Drive Hubs And Shafts

Case



Part #	Application	Wt	Description	Price \$
226824A2H	5120, 5220, 5130, 5230, 5140, 5240, 5250	10	Reversible 540/1000 RPM	124.95
A58214H	770, 870, 970, 1070, 1175	10	1 3/8x6 spline (540)	170.95
A64592H	730, 830, 930, 1030	10	1 3/8x6 spline (540)	236.42
A140655H	2090, 2290, 2094, 2294	10	1 3/8x6 spline/1 3/8x21 spline	108.24
A148833H	Late 1270, 1370, 1570, 2390, 2590, 2394, 2594	10	1 3/8x21 spline (1000)	117.81
A148833SPH	Same as above	10	1 3/4x21 spline (1000)	117.81

International Harvester



Part #	Application	Wt	Description	Price \$
226824A2H	5120, 5220, 5130, 5230, 5140, 5240, 5250	10	Reversible 540/1000 RPM	124.95
120985CH	All 06, 66, 86 w/Dual Speed pto	10	(1000 RPM)	260.95
393111RH	Same as above w/dual speed PTO	10	(540 RPM)	103.88
148663CH	5088, 5288, 7110, 7120	10	1 3/8x6 spline (540)	166.95

Clutch Kits For All 2 Speed IH PTO's

Part #	Application	Weight	Description	Price \$
68802CH	544 Thru 1466	3 lbs.	5 Fiber, 12 steel	58.91
68803CH	786 Thru 88 Series	3 lbs.	7 Fiber, 9 steel	59.95

Seal, Gasket and Plunger Kit



Part #	Fits	Wt	Desc.	Price \$
77721CH	544 Thru 1466	3 lbs.	kit for 68802CH	152.70
77720CH	786 Thru 88 Series	3 lbs.	kit for 68803CH	66.95

PTO Shields



Don't Compromise on Safety!

Part #	Description	Price \$
55398DAH	Farmall A, B, C & Supers A, AV, C with Belt Pulley	47.27
55403DAH	Farmall A&B All S/N 18875 & Up C and Supers A, AV, C with out Belt Pulley	63.99
66387DAXAH	Farmall H, HV & Super H Super HV	59.75
66424DBXH	Farmall M, MD Super M, Super MTA	59.45
360181RH	Farmall 300, 330, 340, 350, 400, 450 with Independent PTO	73.62
1264520CH	06-66-86 Series	48.95
364712RH	330, 340, 460, 504, 560, 606, 660	50.89

Ford

CLUTCH

<i>Disc</i>					
Part #	Model	Size	S/N Etc	Type	Price \$
FNA50A	2N, 8N, 9N, NAA 1953-57	9"	1-3/8" 10 SPLINE	WOVEN	50.95
FND50B	NAA, 600, 700, 800, 900	9"	10"	1" 15 SPLINE	67.95
FD150C	8100 THRU TW-10	13"	1-3/4" 10 SPLINE	9 PAD	CALL
FD850AA	8101 THRU TW-10	13"		6 PAD	CALL
FD850BB	TW-15 THRU TW-35	14"	1-3/4" 10 SPLINE	8 PAD	160.81
FD-850BBHD8	TW-15 THRU TW-35	14"	1-3/4" 10 SPLINE	8 PAD HD	CALL

Pressure Plate Assemblies

Part #	Model	Size	S/N Etc	Price \$
F8N63S	2N, 8N, 9N, NAA 1953-57	9"	1-3/8" 10 Spline	77.03
FND63A	NAA, 600, 700, 800, 900	9"	10"	75.95
FD863BA	8100 THRU TW-10	13"	1-3/4" 10 Spline	139.19
FD863BA	8101 THRU TW-10	13"		139.19
FD863CA	TW-15 THRU TW-35	14"	1-3/4" 10 Spline	CALL
FD863CA	Same as Above	14"	1-3/4" 10 Spline	CALL

New/Reman Clutch Kits

Listed prices on Reman are exchange - Core charges apply.

Kits contain Clutch Disc, PPA, and Bearings unless otherwise noted.

Part #	Application	WT	Price \$
F8N63SKIT	Reman Clutch Kit - 2N,9N,8N,NAA,Jubilee, 600 700 800 & 900 Series	C/T	170.27
F8N-63SNKIT	New Clutch Kit - 2N,9N,8N,NAA Jubilee, 600 700 800 & 900 Series	25	160.81

Starter Ring Gears

Part #	Application	Weight	Price \$
9N6384H	8N 134 Teeth	3.2 lbs.	22.95
70208132	WC, WF, WD, WD45		39.31
E2NN6384AA	Most 3, 4, 6 cyc Diesels	5.5 lbs.	35.95

HYDRAULIC

Hydraulic Pump Repair Kit

Ford 9N, 2N & 8N, MF TO20

Includes: Gaskets, Pistons, Valves, Chamber Kits, PTO & Cam Bushings

Part #	Price \$
8NOH	189.95

Includes two chambers as well as everything listed in kit above.

Part #	Price \$
8NOHC	433.55



Hydraulic Conversion Kits

Change your old lever style female body over to the ISO tip used by every manufacturer



Part #	Weight	Price \$
Ford8900	4 lbs.	CALL

HYDRAULIC

New Steering and Hydraulic Pumps

Average weight is 15 lbs.



Part #	Application	Description	Price \$
DONN600FH	3550, 4400 (65 and up)	Hydr. Pump Trans. Mounted	698.04
DONN600GH	5100, 5200, 7000, 7100, 7200 (65-75)	Hydr. Pump Trans. Mounted	CALL
D5NN600CH	8000, 8600, 8700, 9000, 9600, 9700 (68-78)	Hydr. Pump Trans. Mounted	539.19
D8NN600FAH	TW10, TW20, (79-82) TW5, TW15, & TW25	Hydr. Pump 16 gpm Trans. Mounted	CALL
D8NN600KB	5600, 5700, 6600, 6700, 7600, 7700	Hydr. Pump Trans. Mounted	466.22
E2NN600BAH	TW30 & TW35	Hydr. Pump Trans. Mounted	CALL
E1NN600AH	2600, 3600, 2310, 2610, 3610, 5610, 6610, 6710, 7610, 7710, 7910, 8210, TW5 & TW35	Hydr. Pump Engine Mounted w/ spin on filter	CALL
C7NN3A674BH	8000, 8600, 8700, 9000, 9600, & 9700 (68-73)	Steering Pump 4.2 GPM, 1500 psi	622.75
C7NN3A674GH	4200, 5200, 7200	Steering Pump 3.5 GPM, 1100 psi	685.68
D6NN3K514BH	8000, 8600, 8700, 9000, 9600, 9700 (3/73 & 7/76)	Steering Pump w/ reservoir	759.46
D8NN3K514JCH	TW30 & TW35	Steering Pump w/ reservoir	CALL
E6NN3K514EAH	2600, 3600, 4100, 4600 su 3500, 3550, 5100-7100 4100 (4170 & up) 4600, 5600, 6600, 7600, 231, 233, 531, 532, 333, 335 Ind.	Steering Pump 2.74 gpm, 1100 psi	268.65
C3NN3A691BH	Old Style 600-900, 601-901, 2000-4000 to 1965 gas only	Steering Pump	CALL

Your model not listed? Give us a call and we will see if we can locate parts for you.

**Just another way
T.H.E. Company
saves you money!**

Ford

BRAKES

Bonded Brake Discs



Part #	Application	Price \$
8N2200B	8N, NAA (Price per shoe)	15.25
NCA2218BH	600, 700, 800, 900, 601, 701, 801, 901, 2000-4000, 1955-64 (Price per shoe)	21.95
E1ADDN2284H	Fordson Super Major Brake kit 4 linings - 48 rivets	30.00
F2NN2218AAH	Fits 2000, 3000, 2600, 3600, 2610, 3610 (Price per shoe)	20.00
D9NN2218AAH	2 Shoes, 2000, 3000, 4110, 12/66†, 2600, 3600, 2610, 3610 (Price per shoe)	19.98

TRANSMISSION

Weigh approx. 1 lb.

Shift Boots



Part #	Application	Price \$
CNN7277CH	3 & 4 Speed, 2N, 8N, 9N, NAA, 1939-1964	CALL
C5NN7277CH	3&4 Speed 2N, 8N, 9NNA, Jubilee, 600, 800, 900, 2000, 4000 (39-64)	2.95
C5NN275394H	2000, 3000, 4000 w/8 Speed trans. 65 to 75	2.50

Shift Knobs

Part #	Description	Price \$
C5NN7213AH	Speed 2000, 3000, 4000 w/8 Speed 65 to 75	3.25
E440GB9	Range 2000, 3000, 4000, w/8 Speed 65 to 75	3.00
BB7213H	Shift Knob	4.95
E440GB9H	Shift Knob Range Transmission	CALL

PTO

PTO DRIVE HUBS AND SHAFTS

Weight is 10 lbs.



Part #	Application	Description	Price \$
D8NNN778AAH	8000 Series, 9000 Series, TW10, 20 & 30, TW5, 15, 25, 35, 8530, 8830	PTO DRIVE HUB	137.75
C9NN7A684AH	8000 & 9000 Series	(From Fly-wheel)	216.94
D2NNB728AH	5000, 7000 Series, 5600, 5700, 6600, 6700, 8000, 9000	1 3/8x6 spline (540) 11.47" long	126.00
D2NNB728BH	Same as above	1 3/8x21 spline (1000) 11.47" long	137.32
D2NNN752CH	5000 & 7000 Series, w/single speed PTO	1 3/8x6 spline (540)	115.49
E4NNN752AAH	5000 & 7000 Series, 5600, 5610, 6000, 6610, 7610 & 7710 w/ single speed PTO	1 3/8x6 spline (540)	115.93
E6NNB728AAH	5610, 6610, 7610, 7710 late, 7910, 8210, TW5, 15, 25, 8530, 8830, 5640, 7740, 7840, 8340	1 3/8x6 spline (540) w/dual speed	130.36
D8NNB728BCH	Same as above	1 3/8x21 spline (1000)	141.09
D8NNB728CCH	TW30 & TW35 w single speed	1 3/4x20 spline	174.00

“Show your passion for Ford with T.H.E. T-Shirt!”



Ford

When ordering please specify the size you would like.

PART #
THET
\$12.95

John Deere CLUTCH



Disc

Pressure Plate Assemblies

Part #	Model	Size	S/N Etc	Type	Price \$
R16930	2010	10"		1 1/4" 10 Spl. Woven	94.59
R14612	2010	10"	Heavy Duty	1 1/4" 10 Spl. 4 Pads	98.65
R14612HD6	2010	10"	Heavy Duty	1 1/4" 10 Spl. 6 Pads	CALL
R38498	2510	11"		1" 16 Spl. Woven	CALL
R38500	2510	11"	Heavy Duty	1" 16 Spl. 4 Pads	105.41
R38500HD6	2510	11"	Heavy Duty	1" 16 Spl. 6 Pads	CALL
R63965	2630	11"		1" 15 Spl. Woven	82.95
R63700	2630	11"	Heavy Duty	1" 15 Spl. 4 Pads	CALL
R63700HD6	2630	11"	Heavy Duty	1" 15 Spl. 6 Pads	139.95
R24059	2640	10"	1-38" 20 SPLINE	4 PAD	CALL
R66923N		11" DUAL	1-1/2"- 15 SPLINE	WOVEN	CALL
R63965		11"	1" 15 SPLINE	WOVEN	82.95
R63700		11"	1" 15 SPLINE	4 PAD	CALL
KIT	2750, 2940, 2950	12-5/8"	1-3/4" 27 SPLINE	5 PAD KIT	CALL
KIT	2750-55, 2950-55, 3150	12-7/8"	1-3/4" 27 SPLINE	5 PAD KIT	CALL
KIT	3055, 3155, 3255	12-7/8"	1-3/4" 27 SPLINE	6 PAD KIT	CALL
R42125	3010	12"		1 1/16" 16 Spl. Woven	89.95
R42125HD6	3010	12"	Heavy Duty	1 1/16" 16 Spl. 6 Lg. Pads	CALL
R42125	3020	12"	To S/N 097284	1" 16 Spl. Woven	89.95
R42125HD6	3020	12"	***-Heavy Duty	1" 16 Spl. 6 Lg. Pads	CALL
R42125	3020	12"	S/N 097285 and Up	1" 16 Spl. Woven	89.95
R42125HD6	3020	12"	***-Heavy Duty	1" 16 Spl. 6 Lg. Pads	CALL
R42127	4000	12"		1 1/4" 19 Spl. Woven	91.95
R42127HD6	4000	12"	Heavy Duty	1 1/4" 19 Spl. 6 Lg. Pads	147.30
R42127	4010	12"		1 1/4" 19 Spl. Woven	91.95
R42127HD6	4010	12"	Heavy Duty	1 1/4" 19 Spl. 5 Lg. Pads	147.30
R42127	4020	12"	To S/N 145659	1 1/4" 19 Spl. Woven	91.95
R42127HD6	4020	12"	***-Heavy Duty	1 1/4" 19 Spl. Lg. Pads	147.30
R42127	4020	12"	S/N 145660 - 223269	1 1/4" 19 Spl. Woven	91.95
R42127HD6	4020	12"	Heavy Duty	1 1/4" 19 Spl. 6 Lg. Pads	147.30
R42127	4020	12"	S/N 223270 & Up	1 1/4" 19 Spl. Woven	91.95
R42127HD6	4020	12"	***-Heavy Duty	1 1/4" 19 Spl. 6 Lg. Pads	147.30
R43117	4520	15"		1 3/8" 21 Spl. Woven	CALL
R43117HD6	4520	15"	Heavy Duty	1 3/8" 21 6 Lg Pads	209.25
R43117HD8	4520	15"	Heavy Duty	1 3/8" 21 Spl. 6 Lg. Pads	CALL
R43117	4620	15"		1 3/8" 21 Spl. Woven	CALL
R43117HD6	4620	15"	Heavy Duty	1 3/8" 21 Spl. 6 Lg. Pads	209.25
R43117HD8	4620	15"	Heavy Duty	1 3/8" 21 Spl. 8 Lg Pads	CALL
R64674	6030	13"	Double Disc	1 3/8" 21 Spl. 6 Lg. Pads	CALL
R64674	7520	13"	Double Disc	1 3/8" 21 Spl. 6 Lg. Pads	CALL
KIT	4030-4430 ↓ SN 47851	13"	PERMA CLUTCH	4 DISCS	CALL
KIT	4430 ↑ SN 47852, 4040-4440, 4050 - 4450, 4055 - 4455	13"	PERMA CLUTCH	4 DISCS	CALL
KIT	4640, 4650, 4755	13"	PERMA CLUTCH	7 DISC	CALL
R64100	3300	10"		1 3/8" 10 Spl. Woven	95.59
R65439	3300	10"	Heavy Duty	1 3/8" 10 Spl. 4 Pads	116.00
R65439	4400	10"	Prior to S/N 250501	1 3/8" 10 Spl. 4 Pads	116.00
R93293	4400	11"	EFF S/N 250501	1 3/8" 10 Spl. 5 Pads	CALL
R849554	6600, 7700	12"		1 1/4" 19 Spl. 4 Pads	CALL
R849555	6600, 7700	12"	Heavy Duty	1 1/4" 19 Spl. 5 Pads	CALL

Pilot Bearing

Throw Out Bearing



Part #	Release	Price \$
8225518	1010, 1020, 1520, 2010-2030, 2150, 2155, 2240, 2255, 2355, 2440, 2630, 2640, 4520, 4620, 7020	22.97
830166	2510	41.89
832065	2510, 3020, 4000, 4010, 4020, 4320	20.95
833535	3010, 3020	25.68

Part #	Release	Price \$
JD9449	1010, 1020, 1520, 2010-2030, 2150, 2155, 2240, 2255, 2355, 2440, 2630, 2640, 4520, 4620, 7020	5.55
JD9449	2510	5.55
JD9449	2510, 3020, 4000, 4010, 4020, 4320	5.55
JD9449	3010, 3020	5.55

HYDRAULIC/DRIVETRAIN

John Deere

CLUTCH

New/Reman Clutch Kits

Listed prices on Reman are exchange - Core charges apply.
Kits contain Clutch Disc, PPA, and Bearings unless otherwise noted.

Part #	Application	Wt	Price \$
R31310RU1	Reman Woven Clutch - 3010 & 3020 Synco-Mesh - No Bearings	C/T	606.76
R31310RU2	Reman Six Pad Clutch - 3010 & 3020 - No Bearings	C/T	640.54
R31310NU1	New Woven Clutch Unit - 3010 & 3020 Synchro-Mesh - No Bearings	75	674.32
R31310NU2	New Six Pad Clutch Unit - 3010 & 3020 Synchro-Mesh - No Bearings	75	706.95
R41410RU1	Reman Woven Clutch Unit - 4010 4020 Bel Sn 145659 Synchro-Mesh Bearings Are Not Included	C/T	633.95
R41410RU2	Reman Six Pad Clutch Unit Synchro-Mesh 4010 4020 Bel Sn 145659 - Bearings Are Not Included	C/T	808.65
R41410NU1	New Woven Clutch Unit - 4010 4000 4020 All Synchro-Mesh - No Bearings	80	660.95
R41410NU2	New Six Pad Clutch Unit - 4010 4000 4020 All Synchro-Mesh - No Bearings	80	830.95

2 Cyl. Belt Clutch




Part #	Application	Description	Price \$
C614RH	A, 60, 70, 620, 630, 720, 730	Pulley clutch facing	10.00
R256RH	R, 80, 820, 830	Pulley clutch facing	18.95
B158RH	Early B, BR, BO	Floating disc	10.95
B2354RH	Late B, 50, 520, 530	Floating disc	9.95
AA6129H	A, 60, 70, 620, 630, 720, 730	Pulley clutch disc w/facing	42.95
AB4828RH	Late B 201000 up, 50, 520, 530	Pulley clutch disc w/facing	67.95
F821H	H, 60, 70, 620, 630, 720, 730	Clutch cover	29.95
B3764RH	Late B 201000 up, 50, 520	Clutch cover	26.05
A4355RH	A, 60, 70, 620, 630, 720, 730	Splined clutch plate	65.35
F1228RH	70, 720, 730	Clutch drive disc	122.74
A4391RH	60	Clutch drive disc	148.91
A5642RH	620, 630	Clutch drive disc	216.96
A4028RH	A	Clutch drive disc	138.82
A6121RH	A, G, 50, 60, 520, 530, 620, 630	Clutch Cover Spring	14.25
B2463RH	B (SN 201000 & up)	Clutch Drive Disc	177.63
AB4828RH	B (SN 201000 & up), 50, 520, 530	Pulley Clutch Disc w/ Facing	67.95
B3020RH	50	Clutch Drive Disc	185.95

New Flywheels With Ring Gears

Part #	Application	Wt	Price \$
AR40565H	3010, 3020, 4000, 4010, 4020 Synco Range	175.0 lbs.	417.95
AR48294H	400, 500 Series engines w/R46045 Casting #	78.5 lbs.	649.95

HYDRAULIC

Drive Couplings



Part #	Application	Weight	Price \$
R34362H	Coupler half 20, 30 40 Series	3 lb.	19.28
R50215H	Coupler shaft 4430 4630, 4240, 4440	3 lb.	119.95
T31093H	Coupler shaft 4230, 2840	3 lb.	104.30
R43075H	Coupler shaft 4320, 4520, 4620, 7020, 4230, 440	3 lb.	122.80
R34359H	Coupler shaft 3020, 4000, 4020, 5010, 5020	3 lb.	89.50
R34360H	Drive Pin Coupler End 3020 thru 7020 4230 thru 4630 4040 thru 4440 2840	.5 lb.	3.75
R46345H	Drive pin engine end same as above	.5 lb.	7.76
R45822H	Drive bushings all JD 10 thru 55 Series	.5 lb.	1.89

HYDRAULIC

New & Reman Piston Pumps



*Core Charges apply on New and Reman units

Part #	Application	Price \$
R103033N	8 piston, keyed shaft, 1020, 2030, 2630, 2040, 2240, 2640, 2020, 2640, 2020,	CALL
R103033R	2250,2450,2650, 1520, 2630, 2440	CALL
R94657NH	Eight piston, Replaces OEM # AR97872 2030 2630 2040 2240 2640 2840 2350	1,120.27
R94657R	2550 2750 2950 3150 2155 2355 2555 2855 2955 3155	1,029.73
R94658NH	Eight piston, w/o mechanical front axle 3010 4010 4000 4020 4320 4520 4620 5010 5020 4030 4230 4430 4630 8430	1,120.27
R94658R	8630 4040 4240 4440 4640 4840 4050 4250 4650 4255 4455 w/o serial plate	1,029.73
R94659NH	Eight piston, Replaces OEM # AR97872 2030 2630 2040 2240 2640 2840 2350	1,120.27
R94659R	2550 2750 2950 3150 2155 2355 2555 2855 2955 3155 with serial plate	1,029.73
R94661NH	Eight piston, mechanical front axle 4440 4640 4840 4250 4450 4650 4850	1,416.22
R94661R	4555 4755 4955 4560 4760 4960	1,282.43
R94660NH	Eight piston, With Serial Plate 2 Ports 7/8" pressure and suction	1,120.27
R94660R	3020 4000 4020 w/o mech. front axle	1,029.73

Hydraulic Conversion Kits



Change your old lever style female body over to the ISO tip used by every manufacturer.

Part #	Weight	Price \$
JD8800	4 lbs.	137.95

BRAKES

Brake Discs

Part #	Application	Price \$
AT12312H	2010 RC & RC Utility	43.49
AL111498H	6200, 6200L, 6300, 6300L, 6400, 6400L, 6500L	126.24
RE186965H	7330, 7430, 7530, 7600, 7610 (SN 007411 >), 7700, 7710, 7715, 7720, 7800, 7810, 7815, 7820, 7920	111.67
RE186966H	7200, 7210 (early), 7400, 7405 (early), 7410 (early), 7420, 7500 (early), 7505, 7510 (early), 7520	76.89
RE154280H	8100, 8200, 8300, 8400, 9100 (SN <053317), 9200 (SN <053317), 9300 (SN <053317), 9400 (SN <053317)	136.85

Brake Bands and Linings

These linings come as a set of 4 and include rivets



Part #	Model	Price \$
AA4253RH	1-3/4" A, G, 60, 70, 620, 630, 720, 720, 730, 730	17.95
AB3849RH	B (Ser #2010000), 50 Series	24.95
AF2866RH	720, 730, 730D, 820, 830	33.95
AR604RH	2-1/4" wide, 70, 80, 520, 530, 620, 630	49.95

John Deere

BRAKES

Replacement Brake Pads Weighs approx. 1 lb.




Part #	Dimensions	Applications	Price \$
AR28487H	6 1/2" x 2 7/16"	2510, 2520, 3010, 3020, 4000, 4020, 4030, 4040, 4050, 4230, 4240, 4250, 4320, 4430, 4440, 4450	12.60 per pad
AR28288H	7 1/2" x 3"	4000, 4010, 4020, 4040, 4050, 4230, 4240, 4250, 4320, 4430, 4440, 4450, 4520, 4620, 4630, 4640, 4650, 4840, 4850, 5010, 5020, 6030, 7020, 8430 ('74-'81), 8440	13.65 per pad

Center Disc Plate

For Wet Brake Tractors 3010-8650 Weigh approx. 11 lbs.

Part #	Teeth	Diam.	Description	Price \$
R26971H	18	13.25	3010	111.61
R33816H	16	13.25	3020, 4030	77.03
R58758H	14	15	4040, 4240, 4140	70.98
R62686H	15	15	4000, 4020, 4320, 4230, 4430, 4040, 4240, 4050, 4250 (use w/shaft R59928, R67198, R56731 or R62685)	68.53
R26767H	18	15	4010	78.33
R78430H	15	15	4000, 4020, 4320, 4230, 4430	111.05
R48864H	13	17	4520, 4620, 4630, 7020, 7520 (use w/shaft R43016)	86.49
R61140H	14	17	4840, 4850 (use w/shaft R61421)	86.49
R61712H	14	17	4520, 4620, 4630, 4640, 4650, 4840, 4850, 7020, 7520, 8630, 8440, 8640, 8450, 8650 (use w/shaft R63911 or R57614)	85.14

Quick Attachable Pulley Brake Lining



New Lower Price

- Fits A, B, G, 50, 60, 70, 520, 530, 630, 720, 730
- Woven lining with countersunk brass rivets.

Part #	Wt	Price \$
AB4748RH	1 lb.	7.95

Brake Ball

Part #	Description	Price \$
17028RH	7/8"	1.83



TRANSMISSION

Shift Knobs & Boots Weigh approx. 0.5 lb

Shift Knobs



Part #	Application	Price \$
641H	3/8 NF, 820, 830, 840, 1020, 1030, 1040, 1520, 1530, 2020, 2030, 2150, 2240, 2350, 2440, 2510, 2520, 2550, 2630, 2640, 2750	3.09
72358H	Same as Above Except Red In Color	6.95

Shift Boots

Part #	Description	Price \$
L31055H	Replaces all JD utility boots	3.95

PTO

SHAFTS Weigh approx. 10 lbs.



Part #	Application	Description	Price \$
AR28572H	3010, 4010	1 3/8x6 spline (540)	167.27
AR28573H	3010, 4010	1 3/8x21 spline (1000)	139.35
AR41752H	2510, 2520, 2840, 3020, 4000, 4020 late, 4320, 4030, 4230, 4430, 4040, 4240, 4440, 4050, 4250, 4450, 4055, 4455	1 3/8x6 spline (540)	121.25
R38224H	Same as above	1 3/8x21 spline (1000)	115.87
AR41753H	2510, Early 3020, Early 4020	1 3/8x6 spline (540)	122.95
R33342H	Same as above	1 3/8x21 spline (1000)	136.95
R41756H	2840, 2940, 2950, 3150	1 3/8x6 spline (540)	133.09
AT29707H	1020, 1520, 2020, 2030 2440, 2250-2850	1 3/8x6 spline (540)	284.77

PTO Shields

Don't Compromise on Safety!



Part #	Description	Price \$
AA2297RH	A, B & G	56.29
AH1098RH	H-with Large PTO (1-3/8)	84.50
AH821RH	H-with Small PTO (1-1/8)	84.50
AM1020TH	M, MT with Belt Pulley	139.75
AA5243RH	50, Early 60 up to S/N 6025403	79.75
AF1664RH	60 From S/N 6025404 & 70	78.57
AR20482RH	520, 530, 620, 630, 720, 730	66.45
F2519RH	PTO Shield Casting Only Fits 520, 530, 620, 630, 720, 730	84.75
R33348H	2510, 2520, 3020, 4000, 4020, 4030, 4230, 4320, 4430, 4455	38.76
R27562H	3010, 4010, 4520, 4620, 4630, 5010, 5020, 6030, 7030, 7520	50.86

Prices are subject to change without notice. Call for current price and availability.

Massey Ferguson

CLUTCH

New/Reman Clutch Kits

Listed prices on Reman are exchange - Core charges apply.

Kits contain Clutch Disc, PPA, and Bearings unless otherwise noted.

Part #	Application	Wt	Price \$
M526664N	11" Heavy Spring Woven Clutch Disc Kit - 65 165 175 180	35	309.95
M526665NKIT	11" Medium Duty Woven Clutch Disc Kit - 65 165 175 180	35	CALL
M526666NKIT	11" Light Duty Woven Clutch Disc Kit - TO35 MF35 50 150 135	35	CALL
M8338761	Diaphragm & Clutch Disc Unit - Bearings Are Not Included 3050 3060 3070 3065 3075 3095 3090 - All To Engine Serial # C340006	C/T	560.81
M3713903	Diaphragm PPA & Clutch Disc Unit - Bearings Not Included 3050 3060 3065 3070 3075 3090 3095 - All Models After Eng Serial # C340006	C/T	556.76

Clutch Bearings Weigh approx. 1 lb.

Pilot Bearing



Part #	Release	Price \$
832065	TE20, TO20	20.95
832505	TO35, TO40, 203, MH50, 35, 55	25.68


Throw Out Bearing



Part #	Release	Price \$
836203	TE20, TO20	12.16
836203	TO35, TO40, 203, MH50, 35, 55	12.16

BRAKES

Bonded Brake Discs



Part #	Application	Price \$
1021314MH	65, 85, 88, 90, 135, 165, 175, 180 (Replaces 1753117M91)	15.95
1044526MH	Square axle 135, 165, 175, 180, 235, 255, 265, 275, 285 (Replaces 1805980MI)	20.95
1884029MH	VI Keolar MF 65, 165, 175, Dry brakes	14.76

Brake Bands and Linings



Part #	Model	Price \$
830537MH	TO20, TO30	16.95
830480MH	TO35, MF35, F40, MF50, MF135, MF150	20.45

TRANSMISSION

Shift Knobs & Boots Weigh approx 0.20 lb.

Shift Boots

Part #	Description	Price \$
180579MH	Shallow boot 35, 50, 65, 135, 150, 165, 175, 240, 265, 275	1.99
1678565MH	Deep boot same as above	1.99

Shift Knobs

Part #	Application	Price \$
765961MH	3/8 NF, Challenger, Colt, Mustang, Pacer, Pony, 101JR, 101SR, 20, 22, 30, 33, 44, 50, 55, 555, 81, 82, 98	CALL

PTO

PTO DRIVE HUBS AND SHAFTS

Weight is approx. 10 lbs.



Part #	Application	Description	Price \$
736954MH	1100, 1130	PTO Drive Hub w/6 bolts	242.73
740635MH	1105, 1135, 1150	PTO Drive Hub w/12 Bolts	141.74
503433MH	1135, 1155	1100, 1130, 1150, 1105, 11.57x17 spline x 21 spline	144.93
528009MH	1105, 1135, 1155	33.06" long & 17 spline	183.70
677496H	1105, 1135	Shaft/Mount Flange, 4 Bolt Holes	136.95
509695MH	1100, 1105, 1130, 1135, 1150	1 3/8x6 spline (540)	195.87
1610238MH	2705, 2745, 2675, 2805, 2775	1 3/8x6 spline (540)	113.95

Power Steering Cylinders and Kits



Part #	Make	Application	Description	Price \$
544443MH	Massey	T035, MF35, MF40, MF50, MH50, MF135, MF150	Steering Pump Assembly with reservoir	566.22
773126MH	Massey	MF35, 50, 35, 230, 245, 250, MOST MF Forklifts	Steering Pump Assembly w/ reservoir	282.43
523089MH	Massey	MF285, 1080, 1085	Steering Pump Assembly w/ reservoir & drive gear	349.00
523090MH	Massey	MF 65, 165D, 2556, 30, 40, 50, 203, 204, 256, 3165 DSLS	Steering Pump Assembly w/ reservoir & drive gear	349.95
523092MH	Massey	MF165G, 175, 255, 265, 275	Steering Pump Assembly w/ reservoir & drive gear	318.06
886821MH	Massey	MF135, 150, 165, 175, 235, 245, 255, 265, 275, Most MF Backhoes	Auxiliary Hydraulic Pump (Single)	317.12
1686765MH	Massey	MF240, 250, 270, 298, 670, 690, 698, MF4840	Auxiliary Hydraulic Pump (Double)	595.00

Oliver - M-M - White

CLUTCH



Disc



Pressure Plate Assemblies

Part #	Model	Size	S/N Etc	Style	Price \$
W100687	55, S55	10"	19 Spline PPA Hub	Woven	91.95
W3016668	55, S55	10"	19 Spline PPA Hub-Heavy Duty	4 Pad	105.41
W100687	55, S55	10"	24 Spline PPA Hub	Woven	91.95
W3016668	55, S55	10"	24 Spline PPA Hub-Heavy Duty	4 Pad	105.41
W875572	77, S77	9"	Tractors w/9 1/4" Clutch	Woven	79.75
W875572HD4	77, S77	9"	Heavy Duty	4 Pad	89.19
W102093	77, S77	10"	Tractors w/10" Clutch	Woven	91.95
W102093	88, S88	10"	Tractors w/10" Clutch	Woven	91.95
W161153	88, S88	11"	Tractors w/11" Clutch	Woven	83.95
W161153HD4	88, S88	11"	Tractors w/11" Clutch-Heavy Duty	4 Pad	CALL
W161153HD6	88, S88	11"	Tractors w/11" Clutch-Heavy Duty	6 Pad	160.81
W100687	550	10"	19 Spline PPA Hub	Woven	91.95
W3016668	550	10"	19 Spline PPA Hub-Heavy Duty	4 Pad	105.41
W100687	550	10"	24 Spline PPA Hub	Woven	91.95
W3016668	550	10"	24 Spline PPA Hub-Heavy Duty	4 Pad	105.41
W102093	770	10"		Woven	91.95
W161153	880	11"		Woven	83.95
W161153HD4	880	11"	Heavy Duty	4 Pad	CALL
W161153HD6	880	11"	Heavy Duty	6 Pad	160.81
W161153	1550, 1555, 1600	11"		Woven	83.95
W161153HD4	1550, 1555, 1600	11"	Heavy Duty	4 Pad	CALL
W161153HD6	1550, 1555, 1600	11"	Heavy Duty	6 Pad	160.81
W160971	1650, 1655	12"	S/N 187586 ↓	Woven	CALL
W163935	1650, 1655	12"	All S/N	4 Pad	CALL
W163935HD4	1650, 1655	12"	All S/N Heavy Duty	4 LG Pad	CALL
W163935HD6	1650, 1655	12"	Heavy Duty	6 LG Pad	CALL
W165356	1750 Gas	12"	S/N 190958 thru 191355 and 191514 ↑	4 Pad	112.16
W165356HD4	1750 Gas	12"	Heavy Duty	4 LG Pad	125.68
W165356HD6	1750 Gas	12"	Heavy Duty	6 LG Pad	CALL
W160974	1750 Gas	13"	S/N 190958: ↓ S/N 191356 thru 19153	Woven	115.95
W164008	1750 Gas	13"	Optional w/Dynalife Disc	6 Pad	147.30
W164008HD6	1750 Gas	13"	Heavy Duty	6 LG Pad	160.81
W165356	1750 Diesel	12"	EFF S/N 190958 ↓	4 Pad	112.16
W165356HD4	1750 Diesel	12"	Heavy Duty	4 LG Pad	125.68
W165356HD6	1750 Diesel	12"	Heavy Duty	6 LG Pad	CALL
W160974	1750 Diesel	13"	S/N 190958 ↓	Woven	115.95
W164008	1750 Diesel	13"	Optional w/Dynalife Disc	6 Pad	147.30
W164008HD6	1750 Diesel	13"	Heavy Duty	6 LG Pad	160.81
W165356	1755	12"		4 Pad	112.16
W165356HD4	1755	12"		4 LG Pad	125.68
W165356HD6	1755	12"	Heavy Duty	6 LG Pad	CALL
W156217	1800	12"	Tractors w/12" Clutch	Woven	CALL
W160974	1800	13"	Tractors w/13" Clutch	Woven	115.95
W164008	1800	13"		6 Pad	147.30
W164008HD6	1800	13"	Heavy Duty	6 LG Pad	160.81
W160974	1850	13"	Gas S/N 198394 ↓ & Diesel S/N 194008 ↓	Woven	115.95
W164008	1850	13"	All S/N	6 Pad	147.30
W164008HD6	1850	13"	All S/N Heavy Duty	6 LG Pad	160.81
W164008	1855	13"		6 Pad	147.30
W164008HD6		13"	Heavy Duty	6 LG Pad	160.81
W105635	1900	14"		Woven	CALL
W105635	1950	14"		Woven	CALL
W3295842	1950T, 1955	13"		6 Pad	130.92
W3295842HD6		13"	Heavy Duty	6 LG Pad	CALL

Part #	Model	Size	S/N Etc	Price \$
W870569	55, S55	10"	19 Spline PPA Hub	118.92
W870569	55, S55	10"	19 Spline PPA Hub-Heavy Duty	118.92
W100691	55, S55	10"	24 Spline PPA Hub	104.05
W100691	55, S55	10"	24 Spline PPA Hub-Heavy Duty	104.05
W801569	77, S77	9"	Tractors w/9 1/4" Clutch	93.24
W163018	77, S77	9"	Heavy Duty	82.43
W163018	77, S77	10"	Tractors w/10" Clutch	82.43
W163018	88, S88	10"	Tractors w/10" Clutch	82.43
W870880	88, S88	11"	Tractors w/11" Clutch	98.65
W870880	88, S88	11"	Tractors w/11" Clutch-Heavy Duty	98.65
W870880	88, S88	11"	Tractors w/11" Clutch-Heavy Duty	98.65
W870569	550	10"	19 Spline PPA Hub	118.92
W870569	550	10"	19 Spline PPA Hub-Heavy Duty	118.92
W100691	550	10"	24 Spline PPA Hub	104.05
W100691	550	10"	24 Spline PPA Hub-Heavy Duty	104.05
W163018	770	10"		82.43
W870880	880	11"		98.65
W870880	880	11"	Heavy Duty	98.65
W870880	880	11"	Heavy Duty	98.65
W155916	1550, 1555, 1600	11"		90.54
W155916	1550, 1555, 1600	11"	Heavy Duty	90.54
W155916	1550, 1555, 1600	11"	Heavy Duty	90.54
W168823	1650, 1655	12"	S/N 187586 ↓	98.65
W168823	1650, 1655	12"	All S/N	98.65
W168823	1650, 1655	12"	All S/N Heavy Duty	98.65
W168823	1650, 1655	12"	Heavy Duty	98.65
W168823	1750 Gas	12"	S/N 190958 thru 191355 and 191514 ↑	98.65
W168823	1750 Gas	12"	Heavy Duty	98.65
W168823	1750 Gas	12"	Heavy Duty	98.65
W168011	1750 Gas	13"	S/N 190958: ↓ S/N 191356 thru 19153	139.19
W168011	1750 Gas	13"	Optional w/Dynalife Disc	139.19
W168011	1750 Gas	13"	Heavy Duty	139.19
W168823	1750 Diesel	12"	EFF S/N 190958 ↓	98.65
W168823	1750 Diesel	12"	Heavy Duty	98.65
W168823	1750 Diesel	12"	Heavy Duty	98.65
W168011	1750 Diesel	13"	S/N 190958 ↓	139.19
W168011	1750 Diesel	13"	Optional w/Dynalife Disc	139.19
W168011	1750 Diesel	13"	Heavy Duty	139.19
W168823	1755	12"		98.65
W168823	1755	12"		98.65
W168823	1755	12"	Heavy Duty	98.65
W107175	1800	12"	Tractors w/12" Clutch	97.30
W168011	1800	13"	Tractors w/13" Clutch	139.19
W168011	1800	13"		139.19
W168011	1800	13"	Heavy Duty	139.19
W168011	1850	13"	Gas S/N 198394 ↓ & Diesel S/N 194008 ↓	139.19
W168011	1850	13"	All S/N	139.19
W168011	1850	13"	All S/N Heavy Duty	139.19
W168011	1855	13"		139.19
W168011		13"	Heavy Duty	139.19
W873573	1900	14"		CALL
W168668	1950	14"		CALL
W168011	1950T, 1955	13"		139.19
W168011		13"	Heavy Duty	139.19

HYDRAULIC/DRIVETRAIN

Oliver - M-M - White

CLUTCH

Pilot Bearing *Weighs approx. 1 lb.*



Part #	Release	Price \$
832065	1650, 1655	20.95
8225518	1750, 1850, 1855	22.97

Throw Out Bearing *Weighs approx. 1 lb.*



Part #	Release	Price \$
836007	1650, 1655	18.92
836008	1750, 1850, 1855	24.32

Flywheels With Ring Gears

Weight is approx. 73 lbs.

Part #	Application	Price \$
168805ASH	1650 (SN 187586 and up) 1655	CALL
101765AH	1550, 1555, 1600, 1650, 1655 and 2-70	121.01

HYDRAULIC

Hydraulic Pump *Weighs approx. 11.5 lbs.*

Oliver




Part #	Application	Description	Price \$
303062449H	1600, 1650, 1655, 1700, 1800, 1850, 1950, 2-70	Oliver Pump Open Center Tractors w/internal Hydraulics	622.10

BRAKES

Bonded Brake Discs

Oliver & White



Part #	Application	Price \$
106724AH	1550, 1555, 1600, 1650 MM - 550 & 750	16.95
303135241H	77, 88 & Supper 77, 88, 770, 880, 1550, 1555, 1600, 1650, 1655 1750, 1755, 1800, 1850, 1950, 1950T, 1955, 2050, 2255 and White 2-85, 2-88, 2-105, 2-110, 2-150, 4-175, 4-180	25.25

Brake Ball

Part #	Description	Price \$
17028RH	7/8"	1.83

TRANSMISSION

Shift Boots *Weight is approx. 1 lb.*




Part #	Description	Price \$
L31055H	All Olivers	3.95

Shift Knobs *Weight is approx. 1 lb.*

Part #	Application	Price \$
B909AH	3/8 NF, Super 44, 55, 66, 77, 88, 99, 60, 660, 770, 880, 950, 990, 995, 1550, 1650, 1750, 1800, 1850, 1950, 2050, 2150, 1555, 1655, 1755, 1855, 1900, 2255, 2-44, 2-70, 2-85, 2-88, 2-105, 2-155, 4-150, 4-180, 4-270	CALL


PTO

Bonded PTO Clutch Disc *Weighs approx. 3 lbs.*



Part #	Application	Description	Price \$
156086AH	77, Super 77, 88, Super 88, 770, 880, 1550, 1555, 1600, 1655, IND: 2-62	7.000 O.D. X 1.000 I.D., 12 Spline Hub	37.95

PTO Drive Hubs & Shafts *Weighs approx. 10 lbs.*



Part #	Make	Application	Description	Price \$
303068277H	Oliver	77, 88, 770, 880, 1600, 1550, 1555, 1650, 1655, 2-62, 2-78, 4-78	PTO DRIVE HUB 12 internal spline	139.64
163463AH	Oliver	1750, 1775, 1850, 1855, 1950	67 1/8" long 17 spline	CALL
303075338H	Oliver	2255, white 2150, 1870 & 2270	68 3/8" long 17 spline	259.70
164103AH	Oliver	1750, 1755, 1850g, 1855, 1950T, 1955	PTO DRIVE HUB 17 spline, 5 hole	206.12
164812AH	White	18500, 2-85, 2-88, 2-105, 2-110, 2-135, 2-155	PTO DRIVE HUB 17 spline 6 hole	147.95
158281AH	Oliver/White	1750, 1755, 1850, 1855, 2255, 2-85-280, 2-105, 2-110, 2-150	1 3/8x6 spline	95.95
167698AH	Oliver/White	Same as above	1 3/8x21 spline	158.32

Prices are subject to change without notice.
Call for current price and availability.

Universal

HYDRAULIC

Cross Hydraulic Valves

- Valve comes with 2 handles and linkage
- 3/4 NPT in and out ports (1/2 NPT cylinder ports)
- 2500 PSI working pressure
- 30 GPM flow rate
- Adjustable relief valve preset @ 2000 PSI



Part #	Description	Price \$
SBAF2	Open Center System	312.95
SBAF2JD	Closed Center System	378.95
V1451	Optional Mounted Joystick	108.08

Pioneer Replacement Hydraulic Tips and Adapters

Female Couplers



Part #	Thread Size	Description	Price \$
42504	1/2" Pipe	ISO	17.95 ea.
40564	1/2" Pipe	JD Old Style	29.54 ea.
405615	3/4"-16 O-Ring	JD Old Style	19.70 ea.
40574	1/2" Pipe	IH Old Style	24.99 ea.

Male Tips



Part #	Thread Size	Description	Price \$
80104	1/2" Pipe	ISO	6.15 ea.
801015	3/4"-16 O-Ring	ISO	7.95 ea.
801016	7/8"-14 O-Ring	ISO	9.55 ea.
50604	1/2" Pipe	JD Old Style	8.49 ea.
506015	3/4"-16 O-Ring	JD Old Style	8.95 ea.
50704	1/2" Pipe	IH Old Style	13.95 ea.
507016	7/8"-14 O-Ring	IH Old Style	16.95 ea.

Hydraulic Coupler Clamps



Part #	Description	Price \$
50014	Single Coupler	11.05
50064	Dual Coupler	18.95

Cast Iron Cylinder Stops

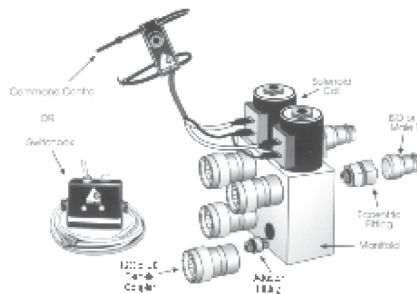
Spacer kit consists of 5 pair of segments.

- 2 pair - 1" wide
- 1 pair - 1 1/4" wide
- 1 pair - 1 1/2" wide
- 1 pair - 1 3/4" wide



Part #	Rod Dia.	Ship Wt. lbs	Avg. Wt.	Price \$
639070	1 1/8"	4	8 lbs.	19.95
639120	1 1/4"	4	8 lbs.	22.95
639240	1 1/2"	4	8 lbs.	22.25

Electric Second Valve



- An inexpensive way to add a second valve.
- Kit comes complete with all tips, couplers and wiring.
- Mounts directly into the tractors S.C.V. Couplings.

Part #	Description	Price \$
14789H	Two circuit with com. Control/couplers	377.95
14790H	Two circuit with switchbox/couplers	384.95
14791H	Two circuit with switchbox/JD couplers	405.95
18549H	Two circuit with com. Control/no couplers	327.00
18550H	Two circuit with switchbox/no couplers	349.95
12369H	Three circuit with com. Control/couplers	471.25
12370H	Three circuit with switchbox/couplers	531.95
16929H	Three circuit with com. Control/no couplers	435.55
16930H	Three circuit with switchbox/no couplers	496.95
653012H	Solenoid coil-12V	44.50
673004H	Cartridge Valve	73.54
674001H	Seal kit - Included with cartridge	10.21
706249H	Pushbutton switch - 2 Circuit	67.54
706250H	Switchbox control - 2 Circuit	75.22
706295H	Switchbox control - 3 Circuit	112.52


Hydraulic Cylinders



- 2 year warranty
- 2500 continuous working pressure
- Double acting convertible to single
- Double ported
- All cylinders manufactured to S.A.E. standards
- Sizes from 2 x 8 to 5 x 24

Part #	Wt	Diameter Stroke	Rod Diameter	Price \$
20TL08	18	2 x 8	1 1/8	95.75
25TL08	21	2 1/2 x 8	1 1/8	96.10
30TL08	26	3 x 8	1 1/4	108.95
35TL08	29	3 1/2 x 8	1 1/4	118.95
40TL08	35	4 x 8	1 1/4	150.50
50TL08	55	5 x 8	1 1/2	357.43
50TL10	65	5 x 10	1 1/2	294.18
30TL10	27	3 x 10	1 1/4	109.83
30TL12	29	3 x 12	1 1/4	118.93
30TL16	33	3 x 16	1 1/4	132.61
40TL16	50	4 x 16	1 1/4	175.00
40TL18	55	4 x 18	1 1/4	202.76
30TL24	41	3 x 24	1 1/2	164.37
40TL24	66	4 x 24	2	245.00
30TL36	62	3 x 36	1 1/2	231.05
40TL36	99	4 x 36	2	247.75

Power Steering Units



Part #	Description	Price \$
2171015	S101-F Power Steering Unit	517.79
2171020	S102-F Power Steering Unit	658.00

Seal Kit

Part #	Description	Price \$
21122	S101-F & S102-F	57.25
581H	S101-E & S102-E	32.95
581H	S101 & S102 A thru D	32.95

Universal

BRAKES

Brake Actuator Ball



Part #	Weight	Description	Price \$
17028RH	1 lb.	7/8" - Fits Case, IH, JD, White	1.83

Bulk Brake Lining

Part #	Weight	Description	Price \$
WBL112X316	10	1 1/2" x 3/16" Thick - 25 ft	49.95
WBL134X316	15	1 3/4" x 3/16" Thick - 25 ft	59.95
WBL2X316	15	2" x 3/16" Thick - 25 ft	64.95

TRANSMISSION

Shift Boot

Part #	Wt	Description	Price \$
180579MH	0.2	Universal shift boot stretches to fit 1-1/2" and larger base and shaft	1.99

PTO

Hub City Over-Running Couplers Up To 75 HP



Part #	Description	Price \$
033100660	1 3/8" — 6 Female Spline x 1 3/8" — 6 Male Spline	75.65 each
033100670	1 1/8" — 6 Female Spline x 1 3/8" — 6 3/4"	61.95 each

Up To 125 PTO HP

Clamp Type

Part #	Overall Length	Extends PTO	Description	Price \$
442033201490	8-3/16"	4-15/16"	1-3/4-6 Spline Male 1-3/4-20 Spline Female	152.09 each
442033201491	8-3/16"	5-7/16"	1-3/4-20 Spline Female x 1-3/8 - 21 Spline Male	169.95 each
44203320094	7.0"	4-1/2"	1-3/8 - 21 Spline Female 1-3/4 - 20 Spline Male	99.95 each

KWIK-D-TACH PTO Adaptor with Patented Quick Release Device



Part #	Overall Length	Extends PTO	Description	Price \$
033200013	6 1/2"	4-5/16"	1-3/8-6 Spline Female x 1-3/8-21 Spline Male	99.95 each

Quick Release PTO Adaptor

Part #	Overall Length	Extends PTO	Weight	Description	Price \$
033201375	7 5/8"	5 1/8"	5.5 lbs.	1-3/8-21 Spline Female x 1-3/8-6 Spline Male	58.95
13006138			5.5 lbs.	Replacement Pin Kit	7.99 each


Want to know what year your tractor was built?

Buy our Serial Number Reference Guide below!

Tractor Serial Number Manuals

THE Company is now a distributor for the country's largest reproducers of Ag and construction manuals

- Choose from over 5000 Reproduction Manuals
 - Manuals from the turn of the century to the present
- Manuals that cover Owner's, Service and Parts Manuals



Part #	Price \$
TSNRM	9.95

Owner's, Parts and Service manuals are available for many models of tractors. Check out the Engine section to see some of our selection.

If you don't see it, call us and we will gladly try and locate a manual for your tractor.

Planter

Covering Disc Assembly



3 lbs each

Part #	Description	Price \$
1277891CH	IH 900 Series	22.95

Drill Chains



Part #	Application	Price \$
522550152	Universal Drag Chain - 2 lbs	4.15

Gauge Wheel Tires

Part #	Description	Price \$
128633CH	IH 4.5" x 16" 8 lbs each	24.95
A22884H	JD - Replaces A22884, A84050, GD1086	23.95



Drill Disc Opener Assemblies

Part #	Application	Price \$
90850CH	Case LH - 800, 900, 950, 1200 Planters 5400, 5500 Drills. Taper on same side as hub	25.95
90851CH	Case RH - Same as Above. Taper on side opposite hub	25.95
AA20242H	JD Seed Disk Opener	23.95
GA8324H	Kinze "Super Thick" Seed Disk Opener	26.75



Gauge Wheel Halves



Part #	Description	Price \$
128616CH	IH - White	10.99
A22780H	JD Yellow - Fits AA32046H assembly	11.89

Closing Wheels



John Deere 7000 Closing Wheel Lists for over \$44 - Save Big with T.H.E.



Part #	Wt	Application	Price \$
AA33297H	6	7000 7100	29.75
AA39968H	5	1700 Series MaxEmerge Plus XP & Pro 1530/35, Kinze 3000	31.95
AA34211H	5	7200 7300 1760/80 MaxEmerge II up to 1996	31.95
PWA2135	3	2 x 13 - Single Stem Bearing - Drills	40.93
AN130058H	5	4 x 12 - Smoth Crown Tire - Single Stem Bearing - Drills	28.83

Replacement Seed Tubes

- Seed tube - less sensor
- Factory predrilled holes for fast mounting



Part #	Wt	Description	Price \$
A25925H	.4	7000, 7100	3.99
A48302H	.4	7200, 7300, 7340	3.95
A56784H	.3	1700 - Large Monitor Hole	5.95

Monitor Sensor Brush

Helps keep sensor clean and functioning properly



Part Number	Description	Price \$
AA36824H	Monitor Sensor Brush	3.99

Graphite & Talc Powder Graphite

80/20 Talc-Graphite Mix



- Designed for treated seed
- Used in both gravity flow and air planters
- Reduces moisture issues
- increases efficiency
- Lubricates seed and equipment
- Non toxic and high purity for less meter wear
- Use 4-6 oz. when hopper is filled with seed.



- Increases plant population
- Easiest way to apply seed-flow lubricant
- Helps prevent "bridging" of seeds in the planter
- Helps seed flow through high-speed planters
- Reduces wear on plates

Talc



- Increases plant population per acre
- Reduces moisture created by vacuum planters
- Helps seed flow smooth & even
- Reduces wear on vacuum meter parts

Part #	Description	Price \$
EZTG	8 lb container	25.93

Part #	Description	Price \$
EZG1	1 lb bottle	4.65
EZG5	5 lb container	15.95

Part #	Description	Price \$
EZT	8 lb container	17.10

New & Featured Items

Case - IH

Drill Disc Opener Assemblies



Part #	Application	Price \$
90850CH	LH - 800, 900, 950, 1200 Planters 5400, 5500 Drills	25.95
90851CH	RH - Same as Above	25.95

Disc Opener Bearings



Part #	Application	Price \$
JD8535H	Drills 510, 620, 5100, 6200, 7100, 7200	4.85
AA21480H	5200, 5300, 5400, 6300	4.95

Gauge Wheel Assembly



Part #	Description	Price \$
1279444CH	4.5" x 16" Complete	61.73

Gauge Wheel Tire



4.5" x 16"
8 lbs each

Part #	Price \$
128633CH	24.95

Gauge Wheel Half



Weight 2 lbs.

Part #	Price \$
128616CH	10.99

Gauge Wheel Bearing



1 lb each

Part #	Price \$
AA35741H	9.95

Notched Covering Discs



- Disc Assembly
- Includes Cap

Weight 2.5 lbs.

Part #	Description	Price \$
ND6000H	LH	24.95
ND6001H	RH	24.95

Covering Disc Assembly



3 lbs each

Part #	Description	Price \$
1277891CH	900 Series	22.95

Convert your 800 Planter to the New 900 Press Wheel



6.5 x 12 Crown Tread traction style for 800/900
Weight 7 lbs.

Part #	Price \$
90854CH	34.83

Press Wheel Spring



Weight 2 lbs.

Part #	Description	Price \$
147425CH	800-900 closing wheel Spring	15.40

Press Wheel Tires and Rims



Part #	Wt.	Size	Description	Price \$
412	4 lbs	4 x 12	Tire Smooth crown	12.24
526768RH	4 lbs	4 x 12	White wheel 1/2	6.05

Rear Press Wheel Bearing

IH List Price is over \$29!
Buy from T.H.E. Company and save!

Part #	Price \$
1254203CH	18.95

Infrared High Speed Sensor

Planters and Drills

Sensor for Population Count

Weight 1 lb.




Part Number	Description	Price \$
IHIR1003W	3 wire	77.95
IHIR100WP	Weather Pak	77.95

Seed Flow Sensor

Planters and Drills

Seed Flow Sensor

Weight 1 lb.



Part Number	Description	Price \$
IH1013W	3 wire	59.95
IH101WP	Weather Pak	59.95

Seed Opener Bearing




Bearing; replacement for Seed or Fertilizer Opener.
Replaces 1268017C91, 145161C92 or 492757C91.

Part #	Price \$
AA21480H	4.95

Rotating Scrapers

- Simple Design
- Easy Installation
- Long Life
- Dependable Nylatron Bearings



Part #	Wt.	Type	Description	Price \$
IHS105H	1	Outside	IH 800-900 Scraper Assy. Outside	12.00
DS201H	1	Inside	IH/JD Grain Drill Scrapers. Inside	8.25

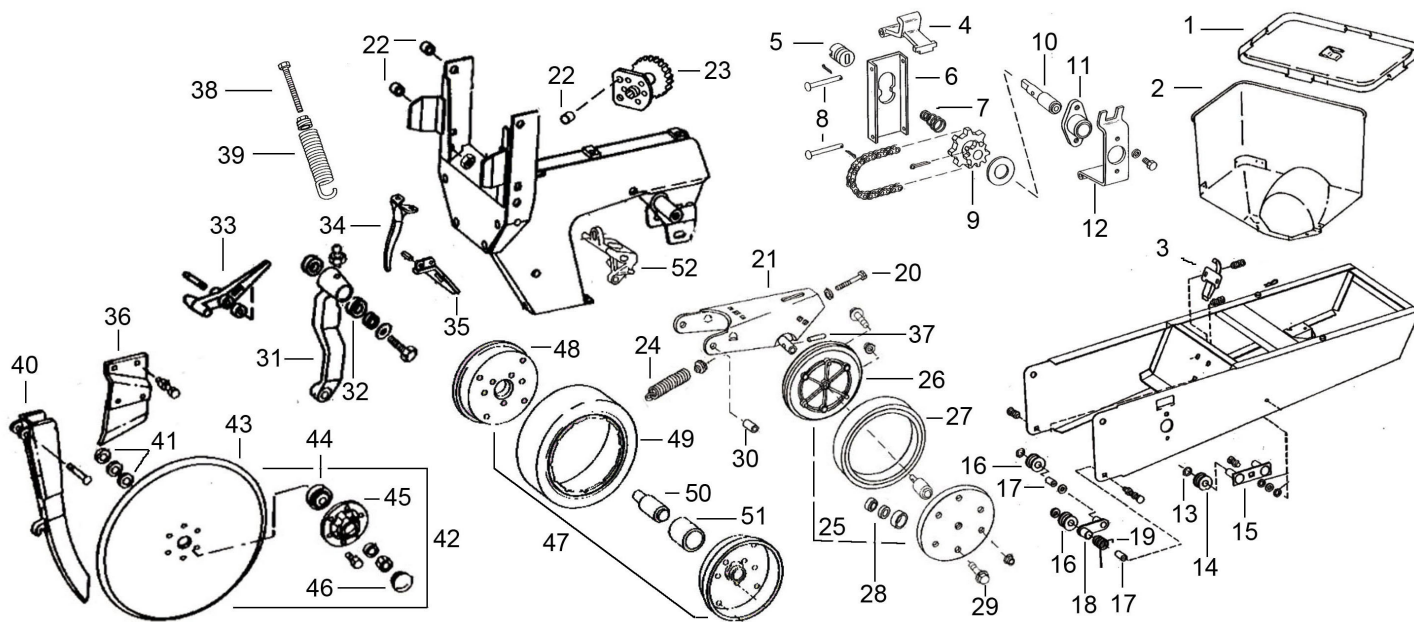
Keeton Seed Firmer

- The right kind of poly to hold its shape, withstand abrasive soil and keep the proper amount of tension over the seed.
- The right "attack" angle to properly guide the seed to the trench.
- The right shape to protect the "V" of the seed trench and to prevent plugging.

Part #	Application	Price \$
P700IH	800 900 950	31.95

John Deere - Kinze

7000 7100 Max-Emerge or Kinze 7200-7300 Max-Emerge 2 Row Unit Parts



Ref #	Part #	Description	Price \$
1	AA26827H	Standard Seed Box Lid	19.45
2	A25663H	Seed Box, Standard 1.6 Bushel	88.98
3	AA22119H	Latch, Seed Box	8.25
4	A25447H	Handle, Seed Drive Release	3.98
5	A24484H	Coupler, Seed Hopper Drive	7.95
6	A25072H	Lever, Seed Hopper Drive Release	4.75
7	B27397H	Spring, Hopper Drive Release	1.10
8	A25068H	Pin, Hopper Drive Release Handle	4.26
9	AA27146H	Sprocket, Seed Hopper Drive	11.50
10	AA22273H	Bearing, Seed Hopper Drive	23.21
11	A24485H	Housing, Seed Hopper Drive	9.56
12	A25073H	Support Bracket, Hopper Drive Bearing	13.61
13	B14203H	Snap Ring, Insecticide Drive idler	1.55
14	B30968H	Plastic idler, Insecticide Drive	1.35
15	AA24633H	Idler Arm, Insecticide Drive	9.09
16	A22838H	Plastic Roller, Hopper Drive Idler 1 9/16" Diameter	0.99
17	N120831H	Spacer Bushing, Hopper Drive Idler	1.25
18	A50564H	Idler Arm, Seed Drive Chain Tightener	4.93
19	A28518H	Tension Spring, Seed Drive Idler	2.70
20	19H2218H	Bolt, Closing Wheel Tension Adjust	2.52
21	AA31217H	Arm, Closing Wheel/with HD hub	42.65
21	AA37552H	Arm, Closing Wheel 7200, 7300, 7340	38.75
21	A69141H	Arm, Closing Wheel 1700 Series	36.56
22	A23789H	Bushing, Row Unit Parallel Arms	1.50
23	AA30654H	Sprocket, Planter Unit Drive w/Bearing	19.08
23	GA1720H	Kinze II, 7/8" Hex Bore	19.59
24	AA23116H	Spring, Closing Wheel Arm	7.75
24	A43609H	Closing Wheel Spring 7200, 7300	6.99
24	A74643H	Closing Wheel Spring Plus, Pro, Xp	7.95
25	AA33297H	Closing Wheel Assembly w/Bearing	29.75
25	AA34211H	7200/7300 Closing Wheel Assembly	31.95
25	AA43898H	Late 7200/7300 Single Bearing	31.95
25	AA39968H	Maximerge Plus	31.95
26	A45576H	Wheel 1/2, Plastic Closing Wheel	8.52
27	A22325H	Tire, 1 x 12 Closing Wheel (Made in USA)	4.98
28	AA35741H	Bearing, Gauge and Closing Wheels 7000	9.95
28	JD8535H	Bearing Set Maximerge II per set	4.85
28	AA35638H	Bearing Kit Maximerge II (bushing & 2 bearings)	18.10

Ref #	Part #	Description	Price \$
29	37H171H	Screw, Closing Wheel	0.46
30	A34723H	Bushing, Closing Wheel Arm Pivot	2.56
30	MBEB275	Bushing, excentric for perfect alignment per row (2)	3.95
--	A48430H	7200 RH Cam Collar per PC (1)	4.14
--	A48290H	7200 LH Washer	2.91
31	A22572H	Gauge Wheel Arm, Right and Left Hand	14.22
32	24H1441H	Washer, Gauge Arm Shim	.40
33	DC7000	Depth Stop, Depth-A-Matic 7000	31.95
33	DC7200	Depth Stop, Depth-A-Matic 7200	39.95
34	A22778H	Guard, Front Seed Opener	7.95
35	A41692H	Guard Scraper, Seed Tube and Opener 7000 thread 7340	3.95
35	A70791H	Roll Pin for Scraper above	0.49
36	AA26443H	Scraper, Disc Opener Right Hand	3.49
36	AA26444H	Scraper, Disc Opener Left Hand	3.49
37	A26311H	Roll Pin, Gauge Wheel Bearing Retaining	0.61
38	19H3106H	Bolt, Down Pressure Spring Adjust	1.95
39	AB10071H	Standard Down Pressure Spring	7.25
39	AA35876H	Heavy Duty Down Pressure Spring	12.30
40	A25925H	Seed Tube, Plastic w/Sensor Hole	3.99
40	A48302H	Seed Tube 7200, 7300, 7340	3.95
40	AA67780H	Seed Tube 1720XP	9.95
41	J16160H	Washer, Seed Disc Opener Shim (Hardened)	0.45
42	AA20242H	Seed Disc Opener Assembly 15 inch	23.95
42	GA8324H	3.5mm Seed Opener HD 7200/7300	25.75
42	AA39968H	3.5mm Double Row Brg Opener 1700	31.95
43	A22991H	Seed Disc Blade Only 15 inch	17.95
44	AA21480H	Bearing, Disk Opener	4.95
45	A30368H	Bearing Retainer, Seed Disk Opener	4.95
46	A22836H	Cap, Disk Opener Bearing	1.25
46	A52024H	Disc Opener Cap Plastic	1.25
47	AA32046H	Gauge Wheel Assembly w/Bearing	61.95
48	A22780H	Wheel 1/2, Depth Gauge Wheel	11.89
49	A22884H	Tire, 4.5 x 16, Depth Gauge Wheel	23.95
50	AA35741H	Bearing, Depth Gauge and Closing Wheel 7000	9.95
51	A25915H	Bushing-Sleeve, Gauge Wheel Bearing	2.00
52	A33879H	Arm Stop Closing Wheel Shank 7000/7100	14.65
52	A53118H	Arm Stop Closing Wheel Shank 7300 Series	19.49

PLANTER

Prices are subject to change, call to verify price & availability!

John Deere - Kinze

Corn Meter Parts



Part #	Description	Price \$
A22796H	Finger Pickup Mechanism Cover	8.93
A22451H	Finger Pickup Mechanism Seed Belt	9.10
A22795H	Finger Pickup Seed Belt Driver	6.34
AA22780H	Finger Pickup Seed Belt Housing	20.25
AA29839H	Finger Pick-up Plate With Brush	32.75
AA35643H	Blue Finger Pick-up Mechanism Brush	4.75
AA60534H	Finger Pick-up Wheel Assembly	38.99
B30275H	Corn Pick-up Finger	1.95
A22307H	Corn Finger Pick-up Holder	7.15
A48383H	Corn Finger Mechanism Cover Housing	11.23

Soybean Feed Cup Parts



Part #	Description	Price \$
AA23366H	Soybean Cup Stud and pin	7.89
AA28036H	Soybean Feed Cup Retainer	13.89
AA26713H	Soybean Feed Cup	14.99
A24641H	Soybean Feed Cup Guide Plate	6.96
AA27100H	Soybean Feed Cup Housing	19.99

Gauge Wheel Parts



Part #	Wt	Description	Price \$
AA35741H	1	Bearing - Replaces AA21015, AA35741, A2022	9.95
A22780H	5.5	Wheel Half - Fits AA32046H assembly	11.89
A22884H	9	Tire - Replaces A22884, A84050, GD1086	23.95
AA32046H	20	Complete Gauge Wheel Assembly	61.95

Disc Opener Assembly

Fits JD, Max Emerge, Max Emerge 2, Kinze and White Planters
Why Pay More for the Same Quality!

- Quality American made blade
- 11 Gauge heavy duty blade
- 8 Gauge Heavy Duty Hub!
- Braced center hub for extra strength
- Chromate Plated Rivets!
- Heavy Duty Fafnir Bearing



Part #	Avg. wt.	Description	Price \$
AA20242H	6 lbs	JD Seed Disk Opener	23.95
GA8324H	6 lbs	Kinze "Super Thick" Seed Disk Opener	26.75

XP Seed Disc Opener Assembly

- 3.5mm
- 15" Double Row Bearing
- Dust Cap

Weight 7 lbs.

Part #	Price \$
AA65248H	29.95



Depth-a-matic

- Maintains the average depth between both gauge wheels for a more constant depth.
- Averages the depth between the two gauge wheels.
- Improve Depth Control for Your JD Planter



Part #	Wt	Price \$
DC7000		31.95
DC7200		39.95

COULTER BLADES



*25 wave have very good penetration and cutting action. Effective at higher speed and leaves finer soil particles behind.

*12 wave has good penetration and is effective at lower speeds.

*8 wave have fair penetration and very good soil tilling action. Leaves medium sized particles behind.



Part #	# of Waves	Wave Size	Diameter	Center	# Holes	Size	Bolt Center	Application	Price \$
B1626716	NA	Bubble	16"	2"	6	7/16	3 1/2"	JD7000/7100	34.80
8341626716	8	1"	16"	2"	6	7/16	3 1/2"	JD7000/7100	27.95
13341626716	13	1"	16"	2"	6	7/16	3 1/2"	JD7000/7100	30.92
83416218512	8	1"	16"	2 1/8"	5	1/2	4 3/4"	JD7200/7300	27.95
878164412	8	7/8"	16"	4"	4	1/2	5 1/4"	Yetter/Kinze/White	25.95
1334164412	13	3/4"	16"	4"	4	1/2	5 1/4"	Yetter/Kinze/White	27.95
2571172	25	7/8"	16"	4"	4	1/2	5 1/4"	Yetter/Kinze/White	41.92
2571179	25	7/8"	18"	4"	4	1/2	5 1/4"	Yetter/Kinze/White	33.58
1234162638	13	1"	16"	2"	6	3/8	3 3/8"	Old Kinze/New Idea	30.62

John Deere - Kinze

Planter Gauge Wheel Arm Kit

Replace your worn gauge wheel arms with this simple easy to install kit.

- Exclusive O-ring design insures grease stays in and dirt stays out
- Precision ground bushing insures perfect fit + or - .002

Each planter arm kit (per side) contains:

	Part Number	Description	Price \$
-New Arm			
-Threaded Bushing	AA41968KT	7000 7100 7200 7300 1760 1780	24.99
-Mounting Hardware	AA54179KT	1700 1710 1720	26.95
	A79648KT	1720 XP Series	29.95



Closing Wheels



John Deere 7000 Closing Wheel Lists for over \$44 - Save Big with T.H.E.



Part #	Wt	Application	Price \$
AA33297H	6	7000 7100	29.75
AA39968H	5	1700 Series MaxEmerge Plus XP & Pro 1530/35, Kinze 3000	31.95
AA34211H	5	7200 7300 1760/80 MaxEmerge II up to 1996	31.95
PWA2135	3	2 x 13 - Single Stem Bearing - Drills	40.93
AN130058H	5	4 x 12 - Smoth Crown Tire - Single Stem Bearing - Drills	28.83

Furrow V Slicer

- Mounts simply between double disc openers.
- Leaves a V in the soil for perfect seed placement.
- Made of chrome alloy, for extra long life.



Part #	Wt	Description	Price \$
1785H	2	Maxi-Merge and Kinze with curved seed tube	10.25
1985H	2	1720 XP Series	23.95
1885H	2	Kinze 3000 Series	37.95

Tungsten Scrapers

Part #	Description	Price \$
AA62559KTH	Scraper Kit - 2 arms 2 scrapers, 2 clips and spring	24.95
AA62559H	LH & RH scraper and 2 clips	18.95
A50047H	Spring for tungsten scraper	2.21



Guard Scraper



Part #	Wt	Description	Price \$
A41692H	2	7000 thru 7300 Kinze Except 3000 Series	5.50
AA54755H	2	Same as Above - includes seed tube holder	8.33
A80203H	2	Xp Pro with Seed tube holder (curved tube)	11.95

Replacement Seed Disk Scraper



Part #	Wt	Description	Price \$
AA37221H	1	7200, 7300 - Rotating scraper only	4.95
AA35734H	1	7200, 7300 - Right Hand Scraper Arm	2.95
AA35735H	1	7200, 7300 - Left Hand Scraper Arm	2.95

Scraper Assembly

Replacement assembly for TruVee™ Opener.

Part #	Wt.	Description	Price \$
AA26443H	.5	Right Hand - Replaces A2012R, AA26443	3.49
AA26444H	.5	Left Hand - Replaces A2012L, AA26444	3.49



Closing Wheel Tires and Rims



Part #	Dimension	Description	Price \$
PW110	1 x 10	Press wheel tire JD750 No-Till Drill and Tye	5.36
A22325H	1 x 12	JD press and closing tire for 8000 and 750 drills	4.98
A45576H	1 x 12	Plastic wheel 1/2 for drills	8.52
PW213	2 x 13	Smooth Crown Tire - Drills	7.98
412	4 x 12	Smooth Crown Tire - Drills	12.24
N130045H	4 x 12	Yellow wheel 1/2 for gang press wheel	6.08
A22884H	4.5 x 16	Gauge wheel tire for JD750 drill	23.95
A22780H	4.5 x 16	Yellow wheel 1/2 for JD750 drill	11.89

Closing Wheel Arms



Part #	Wt	Description	Price \$
GA8322H	6	Kinze - 93 and later with bolt on closing wheels	28.95
GB0239H	.25	Eccentric Bushing - Fits above	2.95
GB0282H	.25	Hex Step Bushing - Fits above	1.79
AA31217H	7	7000 7100	42.65
AA37552H	8	7200 7300 7340	38.75
A69141H	9	Plus Pro Xp 1530 1535	36.56

Closing Wheel Trash Guards

- Helps prevent trash from plugging the closing wheels

- Mounting hardware include - Easy to install



Part #	Wt.	Description	Price \$
TG1	2	Trash Guard and hardware	13.50

John Deere - Kinze

Fiberglass Seed Box Toppers

- Adds one bushel of capacity
- All toppers made of fiberglass
- Easy to install - Still use your original lid



Part #	Wt	Description	Price \$
B11	3	7000, 7100 - Yellow	59.95
B11JDF	4	7200, 7300	59.95
B11KZ	3	Kinze 2000 - White	59.95
B11KZ1	3	Kinze 3000 Series - White	59.95


All Out Insert



- Easy and permanent install
- Increases the slope at the bottom so that all the seeds will easily flow out

Part #	Wt	Description	Price \$
A01	2	7000, 7100 - Yellow	26.50
KZA01	2	Kinze 2000 - White	26.50

Standard Population Sensors




- Standard sensors for population monitors built prior to 1986
- Sensors have two lights

Part Number	Description	Price \$
JD1003W	7000, 7200 - 3 wire end	39.95
JD101C	7000, 7200 - Cannon end	40.65
JD102WP	7000, 7200 - Weather Pak end	40.65

High Rate Population Sensors

- High Rate Population sensor built 1986 and after
- Sensors have three lights



Part Number	Description	Price \$
JD1003WNS	7000, 7200 - 3 wire end	65.54
JD101CNS	7000, 7200 - Cannon end	76.50
JD102WPNS	7000, 7200 - Weather Pak end	67.95

Monitor Sensor Brush

Helps keep sensor clean and functioning properly



Part Number	Description	Price \$
AA36824H	Monitor Sensor Brush	3.99

Replacement Seed Tubes

- Seed tube - less sensor
- Factory predrilled holes for fast mounting



Part #	Wt	Description	Price \$
A25925H	.4	7000, 7100	3.99
A48302H	.4	7200, 7300, 7340	3.95
A56784H	.3	1700 - Large Monitor Hole	5.95

Seed Tube Guard

- For Use with curved seed tube A56784H



- Bracket welded to seed guard
- Replaces JD # A61577

Part #	Wt	Description	Price \$
A61577H	1	1700 Series with curved seed tubes	8.25

Precut Planter Chains



- The first two or three digits represent the number of links, the last series of numbers is the pitch of the chain.

Avg Weight 2 lbs each

Part #	Application	Description	Price \$
PC11041	7000, 7100	Herbicide/insecticide	6.42
PC9841	7000, 7100	Seed Meter Drive	5.24
PC442040	7000, 7100	Seed Transmission	5.50
PC382040	7000, 7100	Countershaft to seed Transmission	5.03
PC512040	7000, 7100	Dry fertilizer Transmission	6.93
PC532050	7000	Wheel Drive 4 row wide & 6 narrow	9.88
PC562050	7000	Wheel Drive 6 wide 8 & 12 narrow	9.58
PC692050	7000	Wheel Drive 12 wide folding to 24 narrow	15.95
PC502050	7100	Wheel Drive 1979 & up	8.39
PC692050	7000	Wheel Drive 7000 Conservation	15.95
PC9340	7200, 7300	Liquid or dry Fertilizer Transmission	6.99
PC10441	7200, 7300	Herbicide/insecticide	5.73
PC10541	7200, 7300	Seed Meter Drive	7.87
PC11241	7200, 7300	Vacuum Meter Drive	6.25
PC8640	7200, 7300	Transmission Drive	8.65
PC10540	7200, 7300	Countershaft to seed Transmission	6.99
PC9340	7200, 7300	Fertilizer Transmission	6.99
PC11350	7200	Wheel Drive 7x7 frame 4 wide 4 & 6 narrow	15.95
PC542050	7200	Wheel Drive 5x7 frame 4 wide 4 & 6 narrow	12.75
PC11650	7300, 7340	Wheel Drive	13.11
PC11350	1750 Max-imerge Plus	Wheel Drive 7x7 frame 4 wide 4 & 6 narrow	15.95
PC542050	1750 Max-imerge Plus	Wheel Drive 5x7 frame 4 wide 4 & 6 narrow	12.75
PC10540	1770 Max-imerge Plus	Countershaft to Seed Transmission	6.99
PC14050	1770 Max-imerge Plus	Wheel Drive 12 wide 16 & 24 narrow	23.85

John Deere - Kinze

Keeton Seed Firmer



- The right kind of poly to hold its shape, withstand abrasive soil and keep the proper amount of tension over the seed.
- The right "attack" angle to properly guide the seed to the trench.
- The right shape to protect the "V" of the seed trench and to prevent plugging.

Part #	Planter	Description	Price \$
P115K	Kinze, old style	Gold - No Tubes	33.50
P201K	Kinze 3000	Gold - Dual Tubes	34.50
P100H	JD, Kinze, White	Original Tube Mount - no Tubes	33.50
P100T	JD, Kinze, White	Original Tube Mount - Single Liquid Tube	33.95
P115D	JD, Old Style	Gold Two Piece Mount - no Tubes	34.50
P201D	JD	Gold, Two Piece Mount - Dual Tubes	34.50

Plastic Idlers



High quality replacement idlers for much less
0.1 lb each

Part #	Description	Price \$
A22838H	Max-Emerge Planter Unit Plastic idler for seed meter drive. Replaces A22838	0.99
B30968H	Max-Emerge Planter 7000 and 7100 Plastic idler for liquid or dry fertilizer drive, seed transmission drive, insecticide or herbicide drive. Replaces B30968 or B30969	1.45
A22628H	Max-Emerge Planter 7000 and 7100 Plastic idler for drive wheels. Replaces A22628.	1.44

Idler Spacer Bushing

Weight 0.1 lb.



Part #	Description	Price \$
B30966H	Idler Spacer bushing - Replaces #B30966	1.55
B30967H	Idler Spacer bushing - Replaces #B30967	1.55
N120831H	Idler Spacer bushing - Replaces #A22639 or #N120831	1.25

Rubber Spacer

•Replaces A20337 - Weight 0.2 lb each



Part #	Description	Price \$
A20337H	Seed drive transmission spacer	3.36

Notched Covering Discs



• Disc Assembly includes Cap

Weight 2.5 lbs each

Part #	Description	Price \$
ND6000H	8" Left Hand Assembly	24.95
ND6001H	8" Right Hand Assembly	24.95

Drive & Wheel Frame Bearings



Part #	Wt	Description	Price \$
AA22099H	1.5	Countershaft Drive with cotter pin	13.99
AA22098H	1.5	Countershaft Drive with set screws	14.77
AA22097H	.5	Transmission - 7/8" hex bore	10.69
AA22558H	1	Wheel Frame - 7/8" bore with set screws	14.05

Max-Emerge™ Planter Unit Bearing with Sprocket



Part #	Wt.	Description	Price \$
AA30654H	1.5	7000, 7100 - Standard 19 tooth	19.08
GA1720H	1.5	Late Kinze models - 7/8" bore	19.59
AA35645H	1.5	7200, 7300, 1700, 1760, 1780 Maxemerge 2, Maxemerge XP - Wide 19 tooth	19.95
AA36212H	1.5	7200, 7300, 1760, 1780 Maxemerge 2, 1700, 7340 Maxemerge 2 - Narrow 19 tooth	19.95

Excentric Bushings for Tail Section



Get perfect alignment with these quick excentric bushings

- Adjusts in seconds
- locks securely
- Quick repair for worn tail shafts

Part #	Wt	Description	Price \$
MBEB275	.5	7000 - 1"	3.95
A48430H	.5	7200, 7300, 7340 - 1 1/2"	4.14

PLANTER

John Deere - Kinze

Mechanical Acre Counter

- Easy to Read
Easy to Mount
- Constant Mesh Gears
 - Reset Type Counter
 - Direct Drive
 - Field Tested
 - Full Instructions Included
- Guaranteed for 6 Months Against Defective Material and Workmanship



MADE IN THE USA

Weight 1.5 lbs.

Part #	Application	Price \$
2502	Most Kinze 2000 Series	69.95
2305	7000, 7100, 7200, 7300, 1700, 1710, 1720 & 1750	69.95

No-Till Marker Weight



Makes it much easier to see the marking furrow when in no-till or similar high trash conditions

Part #	Wt.	Description	Price \$
SM1JD	15	John Deere Style	34.95

Notched Marker Kit

- Highly visible mark prevents skips
- Notched 18" discs improve penetration, allowing you to plant in tough conditions
- Sharp-edged, concave notched discs cut and part residue
- Heavy duty 5" hub, rated at 1250 lbs
- Heavy duty Timken bearing
- No-till flexibility to your existing planter markers



Weight 52 lbs

Part #	Price \$
213177MK	149.95

Fertilizer Box Toppers



- Can add up to 400 lbs capacity
- Made from rugged fiberglass
- You can still use your original lid
- Can be shipped U.P.S.

Weight 70 lbs.


Part #	Application	Price \$
FT1	7000, 7100, 7200, 7300	168.95
FT1K	Kinze Planters	168.95

Fertilizer Disc Opener Assembly



Part #	Wt	Description	Price \$
AA27458H	7 lbs	13.5" - 7000, Max Emerge 2 Replaces AA27458	33.25
AA39004H	6 lbs	Heavy Cast Hub Max Emerge Plus	29.57
B29400H	.5 lbs	Dust cap for assemblies listed above	1.99

Fertilizer Tubes and Spouts



Part #	Wt	Description	Price \$
AA38905H	.5 lbs	Poly Fertilizer Tube - Replaces AA38905	12.75
A35778H	.5 lbs	Liquid Fertilizer Tube - Replaces A35778	10.75
AA23113H	.5 lbs	Liquid Fertilizer Spout - Replaces AA23113	10.99
B35601H	.5 lbs	Dry Fertilizer Spout - Replaces B35601	10.30

Fertilizer Scrapers



Part #	Wt	Description	Price \$
A24085H	.5 lbs	Opener outside scraper - Replaces A24085	3.23
B35913H	.5 lbs	Opener inside scraper - Replaces B35913	3.54

Insecticide Feed Wheel Parts



Part #	Wt	Description	Price \$
AA22977H	1 lb	Feed Wheel - Replaces AA22977	12.48
AB12703H	1 lb	Lock Pin - Replaces AB12703	4.36
AA29122H	1 lb	Housing - Replaces AA29122	16.74

750 Drill Parts



Part #	Wt.	Description	Price \$
N214190H	12 lbs	Disk couler 18" diameter	31.90
AN213544H	2.5 lbs	Hub w/races	35.63
JD8535HKT	1 lb	Bearing Kit (2 bearings) used on 1 x 10, 1 x 12 press wheel (below Ser # 5281)	14.35
AN142670H	.75 lb	Bearing (2 used on 750 Ser # 5282 and up)	4.85
AN142670HKT	.75 lb	Bearing Kit, 2 bearings and 1 seal fits late model cast wheel marked N218791	20.61
AA38447H	1 lb	Press Wheel 10 x 100	19.95
N280446H	7 lb	Right Hand Seed Boot	25.95
N280447H	7 lb	Left Hand Seed Boot	25.95
A22884H	.5 lb	Gauge Wheel Tire 4.5 x 16	23.95
A22780H	.5 lb	Gauge Wheel Half 4.5 x 16	11.89
AN212132H	.5 lb	Gauge Wheel Bearing	22.13
N219046		Long Drill Tube	13.38
N219047		Short Drill Tube	19.44
GD1	1 lb	Spring Grain Drill Scratcher Tooth 11" Long	2.39
JD2E1	.8 lb	Spring Grain Drill Scratcher Tooth 8" Long	2.53

Oliver - M-M - White

COULTER BLADES



*25 wave have very good penetration and cutting action. Effective at higher speed and leaves finer soil particles behind.

*13 wave has good penetration and is effective at lower speeds.

*8 wave have fair penetration and very good soil tilling action. Leaves medium sized particles behind.



Part #	# of Waves	Wave Size	Diameter	Center	# Holes	Size	Bolt Center	Application	Price \$
878164412	8	7/8"	16"	4"	4	1/2	5 1/4"	Yetter/Kinze/White	25.95
1334164412	13	3/4"	16"	4"	4	1/2	5 1/4"	Yetter/Kinze/White	27.95
2571172	25	7/8"	16"	4"	4	1/2	5 1/4"	Yetter/Kinze/White	41.92
2571179	25	7/8"	18"	4"	4	1/2	5 1/4"	Yetter/Kinze/White	33.58

Keeton Seed Firmer



- The right kind of poly to hold its shape, withstand abrasive soil and keep the proper amount of tension over the seed.
- The right "attack" angle to properly guide the seed to the trench.
- The right shape to protect the "V" of the seed trench and to prevent plugging.

Part #	Planter	Description	Price \$
P100H	White	Original Tube Mount - no Tubes	33.50
P100T	White	Original Tube Mount - Single Liquid Tube	33.95

Furrow V Slicer

- Mounts simply between double disc openers.
- Leaves a V in the soil for perfect seed placement.
- Made of chrome alloy, for extra long life.



Part #	Wt	Description	Price \$
1685H	2	White 6100, 8100	20.95

No-Till Marker Weight



Makes it much easier to see the marking furrow when in no-till or similar high trash conditions

Part #	Wt.	Description	Price \$
SM1WH	15	3 Bolt - White Style	34.95

Gauge Wheel Tires



Part #	Wt	Description	Price \$
A22884H	9	White 5000, 6000	23.95

Disc Opener Assembly

Fits JD, Max Emerge, Max Emerge 2, Kinze and White Planters
Why Pay More for the Same Quality!

- Quality American made blade
- 11 Gauge heavy duty blade
- 8 Gauge Heavy Duty Hub!
- Braced center hub for extra strength
- Chromate Plated Rivets!
- Heavy Duty Fafnir Bearing
- Fertilizer Has Heavy Cast Hub



Part #	Wt	Description	Price \$
852063H	8	15" 6000 Series Disc Opener with cap	31.95
852628H	6	13.5" 5100, 5700, 6000 Fertilizer Opener with cap	31.95

Disc Opener Bearings



Part #	Application	Price \$
552202P	White	8.13

Mechanical Acre Counter

Easy to Read
Easy to Mount
• Constant Mesh Gears
• Reset Type Counter
• Direct Drive
• Field Tested
• Full Instructions Included
Guaranteed for 6 Months Against Defective Material and Workmanship



MADE IN THE USA

Weight 1.5 lbs.

Part #	Application	Price \$
2200	5100, 6100	69.95
2201	3400, 5400	69.95

Prices are subject to change, call for availability & price

Misc Grain Drill & Planter Manufacturers

Disc Opener Blades/Assemblies

Part #	Wt	Description	Price \$
107054S	6	Great Plains - Replaces 107-135, 107-133	30.24
M1	6	Marliss drill assembly	37.18
T1	5	13.5" assembly - Tye	34.55
CB16N	5	16" notched blade - Crust Buster 3400, 4000	33.13
CB16S	6	16" smooth blade - Crust Buster 3400, 4000	27.48



Press & Gauge Wheel Parts



Part #	Description	Price \$
PW213	2 x 13 Tire - Crust Buster, Great Plains, Tye, UFT, Lilliston, Melrose	7.98
PWA2135	2 x 13 Press wheel assembly single stem bearing - Great Plains UFT, Lilliston, Melrose	40.93
PWA110	1x 10 Press Wheel Assembly - Tye	
526768RH	White wheel 1/2 for Tye, Great Plains, UFT, M&W and Marliss	6.79
412	4 x 12 Smooth Crown Tire - Tye	20.95
885154BH	Press wheel bearing fits Great Plains, Lilliston, Melrose, UFT	6.55
203KRR2	Press wheel bearing - (1) used Tye 1 x 10 wheel (2) used Tye 2 x 13 wheel	4.95

Disc Opener Bearings



Part #	Application	Price \$
822003C	Late Tye, Crust Buster, Great Plains	8.64
552202P	Eary Tye	8.13
702020	M & W, Marliss	11.40

Coulter Blades



*25 wave have very good penetration and cutting action. Effective at higher speed and leaves finer soil particles behind.

*13 wave has good penetration and is effective at lower speeds.

*8 wave have fair penetration and very good soil tilling action. Leaves medium sized particles behind.



Part #	# of Waves	Wave Size	Diameter	Center	# Holes	Size	Bolt Center	Application	Price \$
1278184412	12	1"	18"	4"	4	1/2	5 1/4"	Great Plains/Yetter/Krause	31.25
1234174412	13	1"	17"	4"	4	1/2	5 1/4"	Great Plains/Yetter/Krause	25.75
81174412514	8	1"	17"	4"	4	1/2	5 1/4"	Great Plains/Yetter/Krause	37.08
2558174	25	5/8"	17"	4"	8	1/2	5 1/4"	Wil-Rich/Great Plains	37.35
1378173116	13	1"	17"	3 11/16"	4	1/2	5"	DML/Marliss/Tye	36.95
1234162638	13	1"	16"	2"	6	3/8	3 3/8"	Old Kinze/New Idea	30.62

80/20 Talc-Graphite Mix



- Designed for treated seed
- Used in both gravity flow and air planters
- Reduces moisture issues
 - increases efficiency
 - Lubricates seed and equipment
- Non toxic and high purity for less meter wear
- Use 4-6 oz. when hopper is filled with seed.

Powder Graphite



- Increases plant population
- Easiest way to apply seed-flow lubricant
- Helps prevent "bridging" of seeds in the planter
- Helps seed flow through high-speed planters
- Reduces wear on plates

Talc



- Increases plant population per acre
- Reduces moisture created by vacuum planters
- Helps seed flow smooth & even
- Reduces wear on vacuum meter parts

Part #	Description	Price \$
EZTG	8 lb container	25.93

Part #	Description	Price \$
EZG1	1 lb bottle	4.65
EZG5	5 lb container	15.95

Part #	Description	Price \$
EZT	8 lb container	17.10

Don't see what you need?

CALL US!

We can likely find what you need!

We can search for used parts as well!

Prices are subject to change, call for availability & price

Universal GRAIN DRILLS

Drill Chains



All Welded Rings and Links have a Electro-Galvanized Finish.
Weighs 2 lbs.

Part #	Price \$
522550152	4.15

Universal Drill Tubes

Part #	Tube	Price \$
U100	Length 8" to 26" Fits 90% of all drills and planters 1" ID top 1 1/2" ID bottom	11.30
GP003	Fits Great Plains drills Replaces 816-003C	6.91
SD50	Length 19" to 50" 2 1/8 inlet 1 3/8 outlet	19.56



FERTILIZER

Hydra Fold Auger

Parts

Part #	Wt.	Description	Price \$
TEL16G	65	Electric cont. 16' telescoping spout for wagon augers	642.10
TEL16T	65	Electric cont. 16' telescoping spout for TRUCK augers	642.10
TEL7	30	7' downspout adjusts from 4' to 7' no electric shutoff	124.95

Truck Auger

Part #	Price \$
HydrafoldTA614	1935.95
HydrafoldTA616	2095.10
HydrafoldTA814	3085.72
HydrafoldTA614P	2198.95
HydrafoldTA616P	2299.66
HydrafoldTA814P	3441.46

***Part numbers with P at the end are augers that have poly flighting.**

Wagon Auger

Part #	Price \$
Hydrafold611	1443.25
Hydrafold614	1571.95
Hydrafold616	1740.95
Hydrafold814	2055.15
Hydrafold611P	1637.50
Hydrafold614P	1835.70
Hydrafold616P	2047.20
Hydrafold814P	2411.14

Advise us as to the wagon and size of the opening and if you want poly lining. Turn your Hydrafold Auger on and off by a flip of the switch at the discharge.

SENSORS/MONITORS

Grain Drill Sensors



Note: Certain drills have different size seed tubes. Please know the tube size before ordering.

Weight 1 lb.

Part #	Description	Price \$
DPS1003W	3 wire end	52.50
DPS101WP	Weather Pak end	52.50
GD1003W	Infrared high speed 3 wire end	85.50
GD101WP	Infrared high speed Weather Pak end	85.50

Sensor 1 Seed Flow Monitor



- 1-16 Row conventional monitoring
- Planter or drill capabilities
- Detects blocked seed tubes
- Extra loud alarm volume

Part #	Price \$
PMSF	750.00

Sensor 1 Graphic Display Monitor



- Sensor 1 graphic display monitor
- 1-24 Row monitor system
- Gps capabilities
- Displays average population, total pop, seed spacing, speed total/field acres, travel distance
- Hopper sensor capability

Part #	Price \$
PM2005	1350.00

Sensor 1 Population Monitor



- 1-16 Row population monitoring
- Displays average population, seed spacing/inch, speed, total acres
- Hopper sensor capability

Part #	Price \$
PMPOP	950.00

Sensor-1 GPS

OEM



This 12-parallel-channel, WAAS-enabled GPS receiver is available in CMOS-level serial or full-speed versions and comes with an integrated magnetic base. The Sensor-1 GPS will fully replace most types of radar and comes with an integrated magnetic base. No subscription necessary. Connect your Sensor-1 GPS to almost everything, including DICKEY-john, John Deere, Raven, Micro-Track and more.

Part #	Application	Price \$
DS-GPSM-D1	Amp End - Dickey John	299.00
DS-GPSM-MT1	Weather Pak End - Micro-Trak MT3000	299.00
DS-GPSM-CT1	Square Deutch End - Caterpillar	299.00

Mushroom



The Sensor-1 GPS "Mushroom" can be used to provide GPS signal to any planter or drill population monitor, as well as a replacement speedometer in a farm truck, antique tractors, on ATV's, or nearly anywhere else for speed when paired with the Digital Speed Display.

Part #	Description	Price \$
DSGPSMD1	1hz	395.00
DSGPSMD5	5hz	495.00

These mushroom display systems come stock with a 4-pin AMP plug.

Implements

New & Featured Items

Shank Protector



Part #	Description	Price \$
ASG09	1-3/4 x 9 x 1/4 (W x L x T) Slot & hole for plow bolts up to 7/16"	1.82

IH Disc Bearing

IH List Price
over \$45
each!



Part #	Description	Price \$
ST491AH	470 - 496 Discs	19.95

Universal Hold Down Clip




Part #	Description	Price \$
515066	Universal - JD, IH, MF, NH, NI,	2.89

Universal Grass Board



Part #	Description	Price \$
920156	Adjustable Rods - Fits Ford, IH, JD, Massey Ferguson, NI	38.95

JD Baler Mega Tooth



Part #	Description	Price \$
JD5	John Deere Mega Wide Balers	3.30

Vermeer Dura Bull Tooth



Part #	Description	Price \$
DW1	Replaces Vermeer AK01902	3.99

Universal Wear Plate




Part #	Description	Price \$
529056	Universal - AC, Ford, Gehl, Hart Carter, IH, JD, MF, MH, NI, White	2.66

Baler Shear Bolt & Nut




Part #	Description	Price \$
BP13931	10, 14T (32868 & up), 24, 214, 216, 224, 327, 328, 336 - 338, 348 1/4" - 20 x 2-1/4" Hex head	0.77

Harrow Tine



Part #	Description	Price \$
IH5H	IH 310 & others - Replaces 814800C1	6.92

JD Disc Bearing Kit



Part #	Description	Price \$
AA30941H	210, 215, 220, 230, 235, 621, 630, 635	27.95

Allis Chalmers

Disc Mower Parts



Bolts and Nut Sets

Part #	Manufact	Application	Wt	Price
V90081160KZ	Duetz-Fahr	SM 3.24/3.28, SM 2.17, SM 2.21, SM 2-24	.2 lb.	2.14

Duetz-Fahr Knives



Part #	Fits	Lgth	Wth	Thik	Hole	Wt	Price
ZKV90Z	Flat	KM 20, 22	90	40	3	19	.4 lb. 0.83
ZKV96Z	Flat	KM 20, 22, 24, 25, 2.17, 2.19, 2.33	96	40	3	19	.4 lb. 1.10
FA06561547Z	LH	KM 2.27	96	41	3	19	.4 lb. 1.26
FA06561546Z	RH	KM 2.27	96	41	3	19	.4 lb. 1.26

Round Baler Belts

Belt Type	Splice
S = Smooth	C = Clipper



Model	Dimension	Type	Splice	Order #	Price \$
Top	5-1/2" x 72"	S	C	AC51272P2	48.50
Bottom	5-1/2" x 102"	S	C	AC512102P2	52.36

Disc Bearings



Part #	Application	OEM #	Bore	Shape	OD	Price
W211PP5	K, KT, WKT	406677	1.50	SQ	4.00	24.37

Rake Teeth

Weighs approx. .6 lbs.



Tedder and Rotary Rake teeth available at similar savings. Manufactured from the highest quality carbon spring steel. Meets or exceeds manufacturer's standard. Made in USA.

Part #	OEM #	Application	A	B	C	D	Price
AC1RT	531727	77 side Parallel bar	7	2 1/4	3 3/4	NA	1.72
AC1ART	539754	G,M	7	2 1/4	3 3/8	NA	3.29
AC2RT	511506	1951 and newer	7 3/4	1 3/4	NA	3 1/2	3.58

Prices are subject to change without notice. Call to confirm current prices and availability of requested parts.

Case - IH

Disc Parts

Blades



Part #	Diam.	Gauge	Size & Type	Price \$
181188CC8	18	7	1 1/8" Square Crimped Center	28.95
20118CC7	20	7	1 1/8" Square Crimped Center	31.68
22118CC7	22	7	1 1/2" Square Crimped Center	37.20
18112R8	18	8	1 1/2" Round	27.50
20112R7	20	7	1 1/2" Round	33.12
22112R7	22	7	1 1/2" Round	37.35

Bearings



Part #	Application	Bore	Shape	Flange #	Price \$
ST491AH	470-496	1 3/4	RD	4 Bolt Riveted Flange	19.95

Replacement Scraper Blades



121118CH 195916AH 483096RH

Part #	Application	Price
483096RH	fits IH 480-470 series disc	5.25
121118CH	fits IH 490, 496, 475, 485	4.59
195916AH	Heavy Duty - 3900 series RMX340	5.95
121233CH	rivet for scrapers above	0.98

Scraper Assemblies



121119CH

195939CH

Part #	Description	Price \$
483139RH	Left Hand for 480 Disc	17.42
483140RH	Right Hand for 480 Disc	17.42
121119CH	Left Hand for 496, 490, 475	11.95
121120CH	Right Hand for 496, 490, 475	11.95
195938CH	Heavy Duty Left Hand - Late 496-3900	16.30
195939CH	Heavy Duty Right Hand - Late 496-3900	16.30

Case - IH

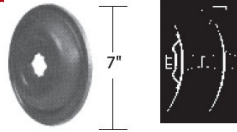


Disc Parts

Part #	Application	Wt.	Price \$
491921RH	Cast Axle Bearing 480, 490, 496, 6 1/20 bolt centers	7.5	23.71
56921CH	Cast Axle Bearing 490, 496 8" bolt centers	7.5	34.95
652815RH	Cast Axle Bearing 480 6" center 5/8 bolt	7.5	12.37
652816RH	Bottom U Clamp for Above	3.5	14.49
60134CH	Front crank leveling trunion	3	13.55
486789RH	Wing Latch Kit 470-480	1.5	16.92

Dura Tight End Washer

Never retighten a gang again!



Part #	Size	Price
510321	7" diameter 1 1/8 or 1 1/4 square axles	33.05

Hubs, Spindles & Bearings



Part #	Application	Wt.	Description	Price \$
B91354H	470-501	29	Hub & spindle Kit, complete assembly	77.95
B91353H	496	33	Hub & spindle Kit, heavy duty	79.95
465493RH	470 thru 496	16	Hub with Cups Disc	36.95
478375RH	Disc 470 thru 496	6	Spindle for Hub above	18.25
63881CH	Disc 470 thru 496	2	Bearing Kit Hub above	16.49
606468RH	Disc 596, 770, 780	12	Hub with cups	45.95
1978726CH	596, 770, 780	7	Spindle for hub above	24.98
123096A2		2	Bearing Kit for Hub above	31.35

Leveling Link for Disc Harrow



Part #	Wt.	Description	Price
60425CH	9.5	Complete Link for 490	24.67

Discs Parts

Cast Spools



Part #	Fits	Spacing	Description	Price \$
652383RH	470 thru 490	7-1/2"	5-1/16" long	3.57
472594RH	470 thru 490	9"	6-1/16" long	2.75
652412RH	37, 470 thru 490	9"	7-1/4" long	2.99
112410CH	470 thru 490	9"	8-3/4" long	3.29

IH Bearing Spacer Tubes



Part #	Fits	Wt	Description	Price \$
481416RH	(470-490)	9	7-1/2" Full Spool w/Square Hole	18.79
481417RH	(470-490)	10	9" Full Spool w/Square Hole	18.95
139918CH	3900 Series	10	9" Spool w/Round Hole	18.95

IH Half Spools Long



4.5lbs

Part #	Description	Price \$
101191CH	4" New Style half spool w/round hole	9.75
472591CH	4" Old Style half spool w/square hole	8.25
468584RH	IH Bumper washer	13.22
PA4167H	IH End washer 470-490	6.65
P34101H	IH Flat steel axle nut lock all discs	2.25
474178RH	IH Steel bearing standard for 480	81.62
129532CH	IH Cast iron bearing standard for 490-496	29.95
139583CH	IH Scraper bracket cast iron 490-496	29.93

IH Half Spools Short



Part #	Spacing	Wt	Description	Price \$
101189CH	7 1/2"	4 lbs.	1 5/8" New Style w/round hole	6.25
101190CH	9"	4 lbs.	3" New Style w/round hole	7.85
472592RH	7 1/2"	4 lbs.	1 5/8" Old Style w/square hole	7.25
472593RH	9"	4 lbs.	3" Old Style w/square hole	7.25

IH Disc Axles



Part #	Fits	Wt	Description	Price \$
468607RH	470	6	1-1/8" square x 39.8"	31.75
652939RH	470 thru 490, 496	13	1-1/8" square x 67.4"	52.75
472586RH	490	14	1-1/8" square x 71.9"	60.30
468582RH	470 thru 490, 496	15	1-1/8" square x 76.4"	55.95
468583RH	470 thru 490, 496	16	1-1/8" square x 79.4"	68.19
481844RH	470, 490, 496	25	1 1/8" square x 85.5"	62.45
487168RH	470 thru 490, 496	30	1 1/8" square x 94.6"	71.95

Why pay more for OEM? Save money and choose quality aftermarket replacement parts for your equipment.

Case - IH

DISC CHISEL Disc Chisel Blades



Part #	Diameter	Thick	Center	App.	Wt.	Price \$
20S118114	20	1/4	1 1/8 or 1 1/4 Square	IH, JD	14.0	43.72
22S118114	22	1/4	1 1/8 or 1 1/4 Square	IH, JD	20.0	43.07

FIELD CULTIVATOR Bearing Kits



Part #	Application	Wt.	Price \$
63881CH	470, 480, 490, 496 disks	2 lbs	16.49
123096A2	45,4500 Field Cultivator	2 lbs	31.35

Field Cultivator Shanks

Part #	Wt.	Description	Price \$
813293CH	9	1/2" x 1-1/2" 45, 4500	16.89
811354CH	9	Bushing for the shank above	6.21

Spindles & Hubs



Part #	Application	Wt.	Description	Price \$
606468RH	45, 4500	12	Hub with cups	45.95
1978726CH	45, 4500	6	Spindle for hub above	24.98
123096A2	45, 4500	2	Bearing Kit for hub above	31.35
62509CCAH	468, 568 Finishers	31	Complete Hub/ Spindle Assembly	24.25
62509CH	468, 568 Soil Finishers	16	Hub w/Cups	30.10
138573CH		6	Spindle for above	18.30
IH400BK	Same as Above	2	Bearing Kit for Hub above	25.30

BEARINGS Disc Chisel



Part #	Application	Bore	Shape	OD	Price \$
FD209RB	Case/IH Riveted flange	1 1/2	RD	Riveted flange	19.95

Soil Finisher Bearings



Part #	Application	Bore	Shape	OD	Flange	Price \$
ST491AH	Case/IH 4200 Sunflower and finisher relubable	1 3/4	RD	4 Bolt	Riveted Flange	19.95

Case Rake Teeth

Part #	OEM #	Application Teeth	A	B	C	D	Wt	Price \$	
C2A	R7405	169, 170, E170, 1939	D	7 3/4	1 1/2	NA	3 7/16	6 lb.	2.51
C1	T17350	281, 1960 and newer	D	7 1/8	2 3/6	3 7/8	NA	6 lb.	2.56

International Harvester Rake Teeth



Part #	OEM #	Application Teeth	A	B	C	D	Wt	Price \$	
IH222	455165R1	5, 1952 ↑	D	7 3/4	1 13/16	NA	3 5/8	6 lb.	2.95
IH1B	462978R1	Most Popular 14, 15, 16, 30, 35, 96	S	6 3/4	2 1/4	1 3/4	NA	6 lb.	1.41

TEETH

Rubber Rake Tooth

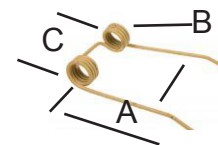
- Heat treated
- Headed for long life



Part #	Price \$
300916H	2.50

Mower Conditioner

Weigh approx. 6 lbs.

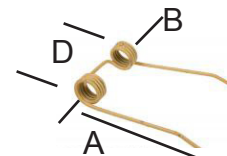


Part #	Manuf.	OEM #	Application Teeth	A	B	C	Price \$	
HE2	Case	750075	PT7, PT10, PT12	D	6	1 7/8	3 3/4	2.36
IH2G	IH	540565R1	990, 1190	D	7 1/8	1 7/8	3 3/4	2.64

SPRING TEETH

Baler Teeth

Weigh approx. 6 lbs.



Part #	OEM #	Application	A	B	D	Price
IH2A	210614C1	241, 2400	6 1/4	1 3/8	2 3/4	2.25
NI3	ZA103012	3650 Balers	5 3/4	1 1/2	2 5/8	2.43
IH2B	MA74528	45, 46, 55, 435, 445	6 1/8	1 5/8	4	2.60

GUARDS



Part #	Replaces	# of Points	Wt	Description	Price \$
MCM210	483500R1	2	2.	Mower Conditioner	9.90
MCM270	613838R1	2	2.	Mower Conditioner 1190	11.35
MC2041ZH	MC2041Z	1	1.5	Fits Most IH Sickle Mowers	5.45

Wooden Sickle Driver

Part #	Model	Length	Wt	Price \$
M22184H	10, 16, 21, 24, 200	35 11/16	.2 lbs.	20.65
M32119H	12, 25, 27, 31	31 3/4	.2 lbs.	20.70

Mower Conditioner

Bolt-On Sickle Assemblies

Part #	Application	Sickle Length	# of Sections	Section Part #	Price \$
S351716	1190	9 Ft.	37	826722C1	175.75
S351715	990	9 Ft.	36	826722C1	130.88

Riveted Sickle Assemblies

Part #	Fits	Sickle Length	# Sections	Section #	Price \$
S353292	1190	9 Ft.	37	826722C1	140.00
S353133	990	9 Ft.	36	826722C1	133.78

Sickle, IH Mowers, Balanced Head

Part #	Replaces	Sickle Length	# Sections	Section #	Price \$
S353667	462380R92	7 Ft.	28	826722C1	99.95
S353939	1281292C1	7 Ft.	28	826720C2	118.93
S353669	463159R92	9 Ft.	36	826722C1	84.06
S353940	1281291C1	9 Ft.	36	826720C2	109.95

Sickle, Pitman Stick Drive

Part #	Replaces	Sickle Length	# Sections	Section #	Price \$
S353630	MA22837	7 Ft.	28	826722C1	107.12
S353304	463294R91	9 Ft.	36	826722C1	105.52

Sickle Sections Weigh approx. 0.2 lbs

Part #	Replaces	Section Size	Type of Section	Price \$
S205244	826723C1	3 x 3 7/32"	US	.81
S206332	457606R2	3 x 3 7/32"	US	1.14
S205107	826722C1	3 x 3 7/32"	US	1.00
S203276	826720C2	3 x 3 7/32"	TS	.95
S204277	596312R3	3 x 3 7/32"	TS	1.25

Round Baler Belts

Belt Type	Splice
IM - Impression	C - Clipper
MRT - Mini Rough Top	A - Alligator
C - Chevron	

Model	Dimension	Belt	Splice	Order #	Price \$
3440-3450 Top	4-3/4 X 73-1/4	IM	C	IH43473P2	43.18
Same as Above		IM	C	IH43473P3	43.29
3440-3450 Bottom	11 X 103-1/2	IM	C	IH1110312P2	104.27
Same as Above		IM	C	IH1110312P3	107.80
3450 Top Newer	11 X 73-1/4	IM	C	IH117314P2	79.03
Same as Above		IM	C	IH117314P3	81.62
3640-3650 Top	4-3/4 X 73-1/4	IM	C	IH43473P2	41.38
Same as Above		IM	C	IH43473P3	43.29
3640-3650 Bottom	11 x 121-1/4	IM	C	IH11121P2	118.73
Same as Above		IM	C	IH11121P3	123.97
3650 Top Newer Models	11 X 73-1/4	IM	C	IH117314P2	79.03
Same as Above		IM	C	IH117314P3	81.62
8420	4-3/4 X 364	MRT	C	IH475364P3	157.40
8430	7 X 366	C	C	IH7366P3	274.89
8435	7 X 471 -1/2	C	C	IH747112P3	350.53
8440	4 X 452	C	C	IH4452P3	194.25
8450, 8460	7 X 570	C	C	IH7570P3	419.54
Same as Above	6-1/2 X 572-1/2	C	C	IH61257212P3	389.91
8455, 8465	7 X 562-1/2	C	C	IH756212P3	414.57
8480 Upper	11 x 72-1/4	IM	C	IH117214P2	79.02
Same as Above		IM	C	IH117214P3	81.62
8480 Bottom	11 x 121-1/4	IM	C	IH1112114P2	118.73
Same as Above		IM	C	IH1112114P3	123.95
RBX441, RBX442	7 X 272-1/2	C	C	IH727212P3	209.10
RBX451, RBX452, RBX552	7 x 343	C	C	IH7343P3	259.15
RBX461, 462, 561, 562	7 X 420-1/2	C	C	IH742012P3	313.63
RS451, 551	7 x 475	C	A	IH7475P3	370.02
RS561	7 x 547	C	A	IH7547P3	420.59

Disc Mower Parts

Skids

Part #	Manufacturer	Wt	Price
526875H	IH/New Idea IH1989 ↑ NI 5408, 5409	5	19.50



Knives

Part #	Rotation	Model Application	L.	W.	Price \$
V58699Z	LH	3204, 3205, 3206, 3309	120	47	1.49
V58700Z	RH	Same as above	120	47	1.49
K55903310Z	LH	8309, 8312, 8315, 8850, DC515	107	45	1.41
K55903210Z	RH	Same as above	107	45	1.36
V61559Z	LH	8309, 12, 15, 50, DC515	107	47	1.40
V61560Z	RH	Same as above	107	47	1.71



Part #	Wt.	Color	Description	Price \$
526768RH	1	Painted white	Cultivator Gauge Wheel Half. Replaces IH #526768R1	6.05

Fits All IH Cultivator Gauge Wheel Bearing. Replaces IH #526769R1. Case #T26882, works in JD or IH wheel. Gauge Wheel



Part #	Wt.	Price
526769RH	.5	9.75

Cultivator Tires/ with White Rims



Part #	Wt.	Description	Price
127944CH	2.5	Cultivator Gauge Wheel Assembly. Fits IH Cultivators, New Style Case and Glencoe Cultivator.	29.52

IH SPREADER CHAINS



Part #	Slats	Width	Price \$
125/130IH	14	47 1/4	725.00
150/155IH	19	51 1/4	633.95
160IH	19	51 1/4	592.80
175IH	21	51 1/4	776.10
275IH	44	33	1,249.95
530IH	14	46 1/2	492.50
540IH	15	58 1/2	646.10
550IH	18	58 1/2	692.30
560IH	26	58 1/2	900.00
570IH	32	33	1,175.00
575IH	32	33 3/8	1,226.00
580IH	38	33	1,310.95
595IH	42	33 3/8	1,407.00
1530IH	12	52	529.65
1540IH	13	52	549.95
1550IH	14	58	485.00
1560IH	17	58	581.25
1570IH	20	58	787.15
1580IH	23	58	873.95

Ford - New Holland

Disc Mower Parts

Covers

- Made from durable Ripstop material
- Wears like Iron!
- Includes all gromonets
- Matches exactly to the machine
- Black in color



Model	Order #	Manufacturer	Price
452	279824H	Ford New Holland	403.78
462 / 463	274159H	Ford New Holland	419.59
465	9805223H	Ford New Holland	484.28

Knives



Part #	Rot.	Model	L	W	Thick-ness	Hole Size	Wt	Price
K56151210Z	LH	442, 452, 462	95	45	3.5	16.25	.4	1.05
K56151310Z	RH	442, 452, 462	95	45	3.5	16.25	.4	1.05
K56451200Z	LH	463, 465	122	45	4	18.25	.4	1.45
K56451300Z	RH	463, 465	122	45	4	18.25	.4	1.45
K55903310Z	LH	408, 411, 412, 415	107	45	4	18.25	.4	1.41
K55903210Z	RH	408, 411, 412, 415	107	45	4	18.25	.4 lb.	1.36

MOWER CONDITIONER SICKLES

Riveted Sickles

Mower/Conditioner 472, 477, 478 (7'), 479, 488 (9'), 490



Part #	Replaces	Lgth	# Sections	Section #	Price \$
S353864	648832	7 Ft.	28	29875	105.28
S353865	648840	9 Ft.	36	29875	146.95
S352052	TS648840	9 Ft.	36	TS29875	199.99
S353076	579171	12 Ft.	48	29875	174.80

Mower/Conditioner 461, 467, 469, 490 UP to S/N 259714, 1469 Up to S/N 220947

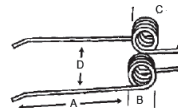
Part #	Model #	Replaces	Sickle Length	# Sec	Section #	Price \$
S353057	467	137214	7 Ft.	28	29875	112.38
S353282	461	134186	9 Ft.	34	29875	129.76

Mower Conditioner Guards



Part #	Replaces	#Pts	Wt.	Description	Price \$
MCM280	290385	2	2.5	535 Mower Cond	9.28
MCM215A	219191	2	2.5	All Mower Cond Double Heat treated	9.75

Mower Conditioner Teeth



Part #	OEM #	Application	A	B	C	Wt	Price	
NH2E	76517	460, 461, 567, 568, 472, 474, 488, 492	D	6 1/2	1 7/8	4 1/4	6 lb.	2.50
NH3	241380R	1495, 495, 488, 499, RH	D	6	2 1/2	NA	6 lb.	2.08
NH4	241379L	1495, 495, 488, 499, LH	D	6	2 1/2	NA	6 lb.	2.08

SPRING TEETH

Rake Teeth



Part	OEM #	Application	A	B	C	D	Wt	Price
F2	146545	503Dearborn	D	6 1/4	2 1/4	NA	5	.6 2.85
F2B	143049	All Ferguson Side Delivery	D	7 1/4	2 1/4	NA	3 1/2	.6 3.71
F1A	143049	50B	D	6 3/4	2 7/16	3 11/16	NA	.6 2.01

SPRING TEETH NEW HOLLAND

Rake Teeth



Part #	OEM	Application	Teeth	A	B	C	D	Price
NH1A	64562	55, 56B, 57, 256, 258, 254, 260	S	7	2 3/8	3 7/8	NA	1.49
NH2A	12027	77, Super 77, 80, 87, 98	D	7 1/4	1 1/2	NA	4	2.76

New Holland Rake Tooth

- Heat treated
- Headed for long life
- 1 55/64 yoke opening
- 3/8 hole size



Part #	Description	Price
300213H	Right Hand Fits: 260, 258	2.95
300114H	Left Hand Fits: 259, 258	2.98

MOWER SICKLES

Riveted Sickle NH



Part #	Model #	Replaces	Sickle Length	#Sec	Sec#	Price \$
S353055	469, 1469	648844	9 Ft.	36	29875	132.25
S353164	469, 1469	TS648844	9 Ft.	36	TS29875	134.52


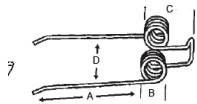
Wooden Sickle Driver



Part #	Model	Length	Wt.	Price \$
149197H	14-92, 14-320, 14-339	37 11/16	.2	14.00
149198H	14-34, 14-93, 14-321	46 7/16	.2	32.07

New Holland

New Holland Baler Teeth



Part #	OEM #	Application	A	B	D	Price \$	
NH1B	127566	78, 67, 68, 69, 268, 269, 270	D	5 3/4	1 1/2	4	2.05
NH1D	131673	845, 846, 847, 850, 851, 852	D	5 3/4	1 5/8	2 1/2	2.20
NH1D1	683810	855 early, 848 early	D	5 3/4	1 5/8	2 1/2	2.25
NH1D2	788853	855 late, 848 late	D	5 3/4	1 5/8	2 1/2	2.08

New Holland Baler Chains

Repair Section
With Connecting Link



Part #	Fits	Chain/Att	Links	Wt.	Price
C4220	845, 846, 847	CA550/C5E	8	.1.0	7.95
C4221	850, 851, 852	CA550/C5EB	3	.3	4.95
639219H	849, 851, 852	CA557/U16	3	1.3	12.95

New Holland Floor Chains

Part #	Fits	Chain/Att	Links	Attch. Links	Wt.	Price
268766	845	CA550/C5E	71	17	23.9	79.95
714619	846, 847	CA550/C5E	61	15	20.6	79.95
710395	850	CA550/C5EB	78	19	27.5	89.95
718096	851	CA550/C5EB	65	16	22.9	79.95

New Holland Upper Chains

Part #	Fits	Chain/Att	Total Links	Attchng Links	Wt.	Price \$
NH845U	845	CA557/U16	180	60	100	539.95
634335H	846, 847	CA557/U16	192	64	108	575.95
679303H	849	CA557/U16	240	64	108	719.95
273260H	850	CA557/U16	216	72	123	647.95
679768H	851, 852	CA557/U16	234	78	134	714.95
NH853U	853	CA557/U16	248	62	140	724.95
696374H	855E S/N <696374			Every 4th pitch		1,690.95
696375H	855L S/N >696375			Every 5th pitch		1,705.95

Bale Spears at a reasonable price!



New Lower price

\$79.95

Order#: **BS99E**
Weight: **23 pounds**
Length: **49 inches**

Spreader Chains

*Chains below are T-bar type. Call for pricing of other types.



Part #	Slats	Width	Price \$
125/212/213NH	12	44 1/2	625.00
130NH	14	46 1/4	690.00
145NH	16	59 1/8	625.95
155NH	17	59 1/8	700.00
165NH	19	59 1/8	777.00
135/200/300NH	15	44 1/2	734.50
213NH	12	44 1/2	510.00
220NH	15	44 1/2	583.30
300/336NH	15	44 1/2	595.00
475NH	19	44 1/2	525.00
510/511/512NH	14	56	574.50
516/518NH	16	56	670.75
675/676/677NH	22	56	899.95
519/520NH	16	59 1/8	828.00
679/680NH	22	59 3/16	906.00
513/514NH	14	59 3/16	587.00
791NH	30	70 1/2	1,992.33
795NH	46	34 1/8	1,500.00
800NH	44	35 3/8	1,500.00

DISC CHISEL

Disc Chisel Blades



Part #	Dia.	Thick.	Center	Application	Wt.	Price \$
20R112316	20	3/16	1 1/2 Round	Glencoe, Massey, Ford	14.0	39.95
20R112114	20	1/4	1 1/2 Round	Glencoe, Massey, Ford	17.0	45.31
22R112114	22	1/4	1 1/2 Round	Glencoe, Massey, Ford	20.0	50.20

SLIP CLUTCH DISC

for Rotary Cutters



Part #	OEM	OEM #	OD"	ID"	Price
FP6526H	Terrain King, Side winder, Hardee, Ford, Massey	748833, 15436, C57, 2222042, 1045320M1	6.5	2.63	8.41
FP6520H	Ford, New Holland	20227, 1222119	6.5	2	8.27

John Deere

Replacement Disc Scraper Blades



Part #	Application	Price \$
A22394H	300 series	4.95
A20006H	110, 111, 115, 210, 220, 230, 630	4.35
A38364H	215, 235, 630, 635, 722 Mulch Finisher	5.10
AN240886H	RH Scraper Arm 630 & 637	30.45
AN240887H	LH Scraper Arm 630 & 637	30.45
N242189H	Scraper Spring 215 235 630	3.98
A28474H	Bearing Wear Guard 630	6.95

John Deere Disc Gang Parts



Part #	Wt	Description	Price \$
A25694H	2.5	JD Bumper washer 210, 235, 630	7.89
A37024H	4.0	JD End washer 470-490	12.95
N241200H	19.0	RH Bearing Standard 630 JD Disk	48.13
N241201H	19.0	LH Bearing Standard 630 JD Disk	48.13

JD DISC GANG PARTS

JD Bearing Spacer Tubes



Part #	Fits	Spacing	Wt	Description	Price \$
A20647H	210 thru 235	7-1/4"	2	6-3/4" long	3.95
A20648H	210 thru 235	9"	2	8-1/2" long	3.95

JD Half Spools

Now with machined surfaces



Part #	Spacing	Wt	Description	Price \$
A20621H	7 1/4" and 9"	2 lbs.	2" half spool	9.95

JD Half Spools Long



Part #	Spacing	Wt	Description	Price
A20622H	7 1/4"	6.5 lbs.	3 3/4 half spool	14.88
A37023H	9"	7.3 lbs.	5 3/4 half spool	17.95

JD Disc Axles



Part #	Fits	Wt	Description	Price
A20133H	230 to 235	18	1-1/8" square x 50.7" long	46.30
A20134H	230 thru 235	21	1-1/8" square x 59.7" long	46.75
A20615H	230 thru 235	24	1-1/8" square x 68.7" long	52.95
A20616H	230 thru 235	27	1-1/8" square x 77.7" long	59.95
A20617H	230 thru 630	30	1-1/8" square x 86.7" long	60.95
A40826H	230 thru 630	33	1-1/8" square x 95.75" long	73.88
A40827H	230 thru 630	36	1-1/8" square x 104.7" long	87.75

JD Spools



Part #	Fits	Wt	Description	Price
AA28448H	210, 215, 220, 230, 235	8	9" Spool	23.70
AA28369H	210, 215, 220, 230, 235	6	7 1/4" Spool	21.90



Part #	Application	Wt.	Description	Price
70BWAKT	BWA disc early	2	Bearing kit	33.87
A27616H	Disc 210, 220, 230, 235, 310, 330, 335, 360, 370, 440, 455, 1630, 1640	8	Hub with Cups	49.95
JD235S	same as above	6	Spindle for hub above	36.69
JD235BK	same as above	2	Bearing Kit for hub above	46.95
AN183318H	Disc 630		Hub with cups	32.95
JD630S	Disc 630	6	Spindle for hub above	56.50

Quality John Deere Disc Bearings at affordable prices

All bearings are triple sealed to ensure a long life!



Part #	Fits	OEM #	Bore	Shape	OD	Flange	Price
AB12603W2C	BW, BWA, BWN	AB12603	Double	SQ	Taper Brg	—	82.58
W208PPB5	100, 4, 5, 6	909350	1 1/8	SQ	3.150	80MS	16.95
GW209PPB11	210, 220, 230	A20649	1 3/4	RD	3.347	85MS	16.95
AA28184	235 Disc	AA28184	1.527	RD		85MS	31.48
GW211PPB9	310, 330, 331	B34215	2 3/16	RD	3.968	100MS	32.30

Part #	Application	Price
AA30941H	JD bearing kit - 210, 215, 220, 230, 235, 621, 630, 635, 637, Contains flanges, zerk, gasket and hardware.	27.95

John Deere

DISC & FIELD CULTIVATOR

Field Cultivator Shanks

Part #	Wt.	Description	Price \$
N135842H	9 lbs.	Bushing for 960 47° stem angle	4.36
N135965H	9 lbs.	1000, 1050, 1100, 722 41° stem angle	45.92

FIELD CULTIVATOR SWEEPS



NICHOLS
Tillage Tools



Optimal design for optimal performance.

Ultrawing® has features that you want.

- Full **1/4 thick.**
- Long Nose for long lasting penetration through its life.
- Full Cutting Width is retained through the sweep's life.
- Soil is lifted as much at the far edge of the sweep as near the shank.
- Curved Wings for dynamic soil action and enhanced wear.
- When ordering give us your model to insure proper stem angle and spacing.
- Weighs 2.5 lbs.

Part #	Size	Price \$
UW7B7	7" x 1/4	9.54
UW8B7	8" x 1/4	9.77
UW9B7	9" x 1/4	10.05
UW10B7	10" x 1/4	10.30
UW12B7	12" x 1/4	10.88

JD FIELD CULTIVATOR HUBS, BEARING KITS AND SPINDLES



* All kits contain inner & outer race & Inner & outer cone, seal and wear sleeve.



Part#	Application	Wt.	Description	Price
AN183318H	1000, 1050	12	Hub with cup	32.95
JD630BK	1000, 1050	2	Bearing Kit for hub above	34.95
JD630S	1000, 1050	6	Spindle for hub above	56.50
GZ900696H	JD400, 600, 610, 810 Finishers	15	Hub w/cups	29.45
GZ279771H	Same as Above	6	Spindle	24.55
JD400BK	1000,1050	2	Bearing Kit for Hub above	25.30
62509CCAH	JD 400-810 Finishers	31	Complete Hub-Spindle Assem. for above	24.25

John Deere 630 Disc Wheel Spindle

31" Double Ended (Weld In Required)



wt. 25 lbs

JD630S Transport Wheel Spindle \$56.50

DISC CHISEL

Disc Chisel Blades



Part #	Dia.	Thick.	Center	Wt.	Price
20S118114	20	1/4	1 1/8 or 1 1/4 Square	14.0	43.72
22S118114	22	1/4	1 1/8 or 1 1/4 Square	20.0	43.07

BEARINGS

JD Disc Chisel

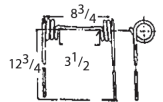
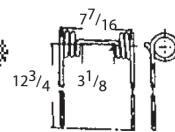
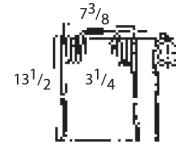
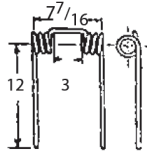


Part #	Bore	Shape	OD	Flge #	Price
GW211PP2	2 3/16	RD	3.968	100MS	17.35

High Quality JD Harrow teeth

Made in USA

JD Harrows prior to 1974, .375 Wire JD1B	JD Harrows Built 1975 To 1981, .375 Wire JD1B1	JD Harrows Built 1982 to 1985 .375 Wire JD1B2	JD Harrows Built After 1986 .375 Wire JD1B3 FITS JD 960
--	---	--	--



Part #	OEM #	Coil I.D.	Wt.	Price
JD1B	N135002	1.75"	2.5	6.55
JD1B1	N136767	1.67"	2.5	5.99
JD1B2	N181162	1.75"	2.25	6.47
JD1B3	N188605	1.75	3.0	7.24

CULTIVATOR PARTS

Cultivator Bearings



Part #	Wt.	Price \$
AN131668H	.41 lb.	6.50

CULTIVATOR TIRES/RIMS

Cultivator Gauge Wheel Assembly

Part #	Wt.	Color	Price \$
AN130058H	5	Yellow	28.83



Cultivator Gauge Wheel Half

Cultivator Gauge Wheel Half. Replaces JD#N130045 Wheel is painted Yellow and weighs approx. 1 lb.

Part #	Price \$
N130045H	6.08



John Deere

Rotary Hoe Bearing



Part #	Wt.	Price \$
AN142670H	.5 lb	4.85

Rotary Hoe Wheels

Super low Price
JD, Yetter, M & W
1/2" bigger than JD
15% heavier than JD

Part #	Wt.	Price \$
AN142664H	15	40.95

TILLAGE

SUB SOILER POINTS



SLIP-ON BOLT-ON Welded BOOT

- High Carbon Steel
- Heat Treated
- With Chrome Cast Point
- Heat Treated and Oil Quenched

Part #	Application	Size	Description	Price
RPD25	55, 510, 910, 915	2 1/2" x 1" x 12"	Roll Pin/Booted	31.95
RPD25CP	Deere	Same as above	Roll Pin/Chrome Booted	35.19
RPD20B	Deere	12" x 2"	Bolt on Plain	20.85
RPD20BCP	Deere	12" x 2"	Bolt on Chrome Cap	20.76
RPD25B	Deere	2 1/2" x 1" x 12"	5/8" bolts w/3" centers	21.71
RPD25BCP	Deere	Same as above	Chrome	31.56


JOHN DEERE SPREADER CHAINS

*Chains below are T-bar type. Call for pricing of other types.



Part #	Slats	Width	Price \$
33JD	15	49	567.95
34JD	15	50 1/2	573.95
40JD	15	50 1/2	605.44
44JD	18	49	660.20
54JD	18	50 1/2	685.00
660JD	20	63 7/8	916.75
350JD	12	53 1/8	532.75
370JD	14	53 1/8	605.45
550JD	17	53 1/8	703.00
570JD	18	62 1/2	791.25
680JD	22	31	1,660.40

CUTTER BLADES



Part #	Fits	A	B	C	D	E	F	Rotation	Price
W43040H	509 609 709 727 737	21.9	19.7	4	1.5	2.50	.5	CCW Lift	42.70
W43043H	727 737 1008 1508 1518	21.9	19.7	4	1.5	2.50	.5	CW Lift	65.08
W44235H	1008 1408 1418	18.2	16.2	4	1.5	-	.5	CW Lift	41.33
W44236H	1008 1408 1418	18.2	16.2	4	1.5	3	.5	CCW Lift	41.38
W43051H (W39213)	1008 1408 1418	18.2	16.2	3	1.5	-	-	Flat	40.65

SLIP CLUTCH DISC for Rotary Cutters

Fits: 1008, 1408, 1418, 15A, 1508, 1518, 16A, 205, 227, 307, 407, 506, 509, 606, 609, 706, 709, 727, 737



Part #	OEM #	OD"	ID"	Price
FP6545H	W39301	6.5	4.5	5.60

MOWER SICKLES

Riveted Sickle Assemblies

Mowers 47, 50, 250, 350, 450, 3700



Part #	Replaces	Sickle Length	# Sec	Section #	Price \$
S353004	AE36097	7 Ft.	28	Z7030H	121.42
S353003	AE36102	9 Ft.	36	Z7030H	147.86
S353005	AE36102TS	9 Ft.	36	E45996	135.96

Mowers 5, 8, 9, 11, 37, 38, 39, 39N

Part #	Replaces	Length	# Sec.	Sec.#	Price \$
S353548	AZ1299H	7 Ft.	28	Z7030H	123.63
S353588	AZ3988H	9 Ft.	36	Z7030H	105.74

Wooden Sickle Driver

Weights 2lbs.



Quality Hardwood

Part #	Model	Length	Price \$
H28286H	8W, 9W	36 3/4	32.10
Z9298H	5, 20, 20A	33 15/16	22.25
Z9913H	8, 9, 39A	26 3/4	22.25

John Deere

Sickle Sections Weigh 0.2 lbs



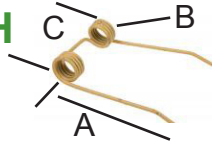
Section Types:
US: under serrated,
TS: top serrated,
SM: smooth

Part #	Replaces	Section Size	Section Type	Price \$
S201142	Z6451H	3 X 3 7/32"	SM	0.94
S205246	Z7030H	3 X 3 7/32"	US	1.01
S206344	H21530	3 X 3 7/32"	US	1.25
S204286	E45996	3 X 3 7/32"	TS	1.00
S205246	E76373	3 X 3 7/32"	US	1.01
S206344	E76371	3 X 3 7/32"	US	1.25
S204777	E76370	3 X 3 7/32"	TS	1.49

REEL SPRING TEETH

Mower Conditioner

Weighs approx. 1.lbs.



Part #	OEM #	Application	A	B	C	Price
JD2E	E37596	1207, 1209, 1214, 480, 483, 485	5 5/8	1 7/8	3 1/2	2.20
JD2E1	E10711	1207, 1209, 1217, 1210, 1380	7	2	3 1/2	2.40

Mower Conditioner Guards


Weighs 2.5 lbs.



Part #	Replaces	# Pnts	Description	Price
MCM220	E48093	2	All Mower Cond, up to 1978, 37, 38, 250, 480	8.54
MCM221	E52667, E62000	2	All Mower Cond after 1978, 1207, 1209, 1214, 1217, 1219	9.48

Rake Teeth

Weighs approx. .6 lbs.



Part #	OEM #	Application	Teeth	A	B	C	D	Price \$
JD2G	186SE	Side delivery	S	7 1/2	1 3/4	NA	3 11/16	2.55
JD1	257SE	350, 850, 851, 858, 894, 896	D	7	2 3/16	3 5/8	NA	1.41
JD1A	E35277	567 Wheel Rake	S	5 1/2	1 3/16	NA	4 1/2	3.25

RUBBER RAKE TEETH

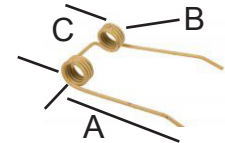
- Heat treated tines for long lasting performance
- Consistent rubber quality assured by injection molding
- Hook style head for maximum rubber adhesion



Part #	Replaces	Fits	Price
300718H	EF288801	700	3.30
301012H	AE47389 AE24593	650,652,660,662,70, 71	3.32

SPRING TEETH

Baler Teeth Weighs approx. 1 lb.



Part #	OEM #	Application	A	B	C	Price
JD1C	E41883	327, 336, 346, 337, 347	6 1/2	1 5/8	2 1/4	1.70
JD1D	E67036	410, 510, 530, 535 Big Round	4 5/8	1 1/2	2 3/8	1.79
JD1D1	E74678	330, 530 Ser #760001 ↑, 335, 375 Ser #915000 ↓, 435 Ser #921150 ↓, 535 Ser #921940 ↓	4 1/2	1 1/2	2 3/4	1.95
JD1D2	E79479	335, 375 Ser #915001 ↑, 435 Ser #921151 ↑, 535 Ser #921940 ↑				2.04
JD2B	276 SE	14T, 24T, 214T	6 3/4	1 5/8	3 13/16	1.88
JD5	E90235	Mega Wide	6	1 3/4	2 1/2	3.30

John Deere Baler Belts

Belt Type

DT - Diamond Top

Splice

M - Mato



Model	Dimension	Belt	Splice	Order #	Price \$
330, 335, 375	7" x 402.75"	DT	M	JD740234P3	298.27
Same as Above	7" x 410.25"	DT	M	JD741014P3	303.09
430, 435, 530, 535,	7" x 525"	DT	M	JD7525P3	379.30
466, 566, 467, 567	7" x 531"	DT	M	JD7531P3	383.66



*Old Models are available - Call for pricing and availability.

Disc Mower Knives

Weighs 0.4 lbs



Part #	Rotation	Model Application	L	W	Thickness	Hole Size	Price
K56151300Z	RH	270, 1320, 1326, 1327	93	40	3	16.25	0.97
K56151200Z	LH	270	93	40	3	16.25	0.97
K56151210Z	LH	240, 260, 1320, 1326, 1327	95	45	3.5	16.25	1.02
K56151310Z	RH	240, 260, 1320, 1326, 1327	95	45	3.5	16.25	1.02
K56451300Z	RH	270	122	45	4	18.25	1.46
K56451200Z	LH	270	122	45	4	18.25	1.46
K55903210Z	LH	1350, 1360, 1460, 1470	107	45	4	18.25	1.36
K55903310Z	RH	1350, 1360, 1460, 1470	107	45	4	18.25	1.41

Massey Ferguson

MASSEY DISC BEARINGS



Part #	App.	OEM #	Bore Cent	OD	Price
W209PPB5	520, 620, 820	842303MI	1 1/4 SQ	3.347	17.95
W209PPB2	25, 26, 29, 33, 34, 39, 68	835050MI	1 3/4 RD	3.347	14.49
W208PPB6	21	1025130MI	1 SQ	3.150	12.15
W208PPB23	36, 52, 72	831110MI	1 1/2 RD	3.150	15.00

Spreader Chain

*Chains below are T-bar type.
Call for pricing of other types.



Part #	Slats	Width	Price \$
18MF	13	48 3/4	560.25
20MF	16	48 3/4	634.95
110/130MF	12	51 7/8	650.80
160MF	14	51 7/8	771.95
205MF	18	51 7/8	730.75
721MF	17	54	701.62
724MF	18	53 3/4	660.20
727MF	18	63 1/4	969.95
737MF	18	63 3/8	733.25

Disc Mower Knives



Part #	Rotation	Model	L	W	Thickness	Hole	Price \$
V58699Z	LH	MF 127	120	48	4	18.5	1.31
V58700Z	RH	MF 127	120	48	4	18.5	1.31
V61559Z	LH	MF 125	108	47	4	18.5	1.40
V61560Z	RH	MF 125	108	47	4	18.5	1.40

Baler Teeth

0.6 lbs each



Part #	OEM #	Application	Teeth	A	B	D	Price
MF2C	665929M1	10	D	6 3/8	1 5/8	4	2.82
MF2B	665930M1	All Balers 1958 and Earlier	D	6	1 5/8	2 3/4	2.05

Mower Conditioner Guards

.6 lbs



Part #	OEM#	# PTS	Wt	Description	Price
MCM215A	683476M1	2	2.5	725, 925	9.75

Rake Teeth

.6 lb



Part	OEM #	Application	A	B	C	Price
MF-1	667536M1	25, Side Delivery	7 1/4	1 15/16	NA	1.89
MF1C	668364M1	MH Model 36, 25, 37	7 1/4	1 15/16	NA	1.66
MF1A	667565M1	All Ferguson 1958	7 3/8	1 7/8	2	1.59

Baler Belts

Belt Type
IM - Impression

Splice
C - Clipper



Model	Dimension	Belt	Splice	Order #	Price \$
554XL Wide Pickup	6" x 440"	IM	C	VM6440P2	243.26
Same as Above	14" x 440" w/notch	IM	C	VM1440NP2	557.06
554XL, 554XL Silage	6" x 450"	IM	C	VM6450P2	248.00
Same as Above	14" x 450" w/notch	IM	C	VM14450NP2	568.43
Set (2 - 6x450, 2 - 14x450 w notch)		IM	C	VM554XLS	1,574.95
555XL	6" x 450"	IM	C	VM6450P2	248.00
Same as Above	14" x 450"	IM	C	VM14450P2	564.90
Same as Above	14" x 450" w/notch	IM	C	VM14450NP2	568.43
Set (2 - 6x450, 1 - 14x450 no notch, 2 - 14x450 w/notch)		IM	C	VM555XLS	2,119.95
604 J	6.5" x 528"	IM	C	VM612528P2	311.57
604 K, L, XL	6.5" x 528"	IM	C	VM612528P2	311.57
Same as Above	14" x 528" w/notch	IM	C	VM14528NP2	662.76
Set (2 - 6.5" x 528" & 2 - 14" x 528" w notch)		IM	C	VM604XLS	1,879.95
605 J	6.5" x 528"	IM	C	VM612528P2	311.57
605 J W/Traction Roll	6.5" x 542"	IM	C	VM612542P2	319.43
605 K	6.5" x 528"	IM	C	VM612528P2	311.57
Same as Above	14" x 528" No Notch	IM	C	VM14528P2	659.23
605L 605XL	6.5" x 528"	IM	C	VM612528P2	311.57
Same as Above	14" x 528"	IM	C	VM14528P2	659.23
Same as Above	14" x 528" w/notch	IM	C	VM14528NP2	662.76
Set (2 - 6.5 x 528, 1 - 14x528 no notch, 2 - 14x528 w notch)		IM	C	VM605S	2,541.95

Net Wrap Belts

554XL & 555XL	2" x 124-1/2"	IM	C	VM212412P2	44.17
604 K	2" x 122"	IM	C	VM2122P2	43.57
604 L 604 XL 605 L 605 XL	2" x 138"	IM	C	VM2138P2	47.27

Oliver - M-M - White BEARINGS



Part #	Application	OEM #	Bore	Shape	OD	Price
W208PPB7	252, 251, 253	237092B	1 3/16	RD	3.150	14.55
W208PPB8	263, 271, 272	238481B	1 3/16	RD	3.150	19.95
FD209RM	271, 272	238799B	1 1/8	SQ	4 Bolt	19.69
FD209RB	273, 274	238013B	1 1/2	RD	4 Bolt	19.95

Rake Teeth



Part	OEM #	Fits	Teeth	A	B	C	D	Price
O1	500629	107	S	6 5/8	1 13/16	3 1/4	NA	1.91

Prices are subject to change without notice. Call to confirm current prices and availability of requested parts.

Misc Manufacturers

Bush Hog Disc Chisel Bearings



Part #	Application	Bore	Shape	OD	Price
W209PPB4	Bush Hog	1 1/2	RD	3.347	13.95
GW209PPB4	Same as above. Relubeable	1 1/2	RD	3.347	13.95

Bush Hog Disc Bearings



Part #	Application	OEM	Bore	Shape	OD	Price
W210PPB2	145	145109	1 15/16	RD	3.54	19.49
W209PPB2	1432, 1436	1445	1 3/4	RD	3.34	14.49

Bush Hog Soil Finisher Bearings

Part #	Bore	Shape	OD	Flange #	Price
W210PPB4	1 1/8	SQ	3.543	90MS	20.30

Disc Mower Discs

Part #	Weight	Price \$
87723H	8 lbs.	31.43



Disc Mower Skids

Part #	Weight	Description	Price \$
87724H	5 lbs.	Skid	38.69



Disc Mower Covers

- Made from durable Ripstop material
- Includes all gromonets
- Matches exactly to the machine
- Black in color

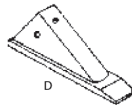


Applications	Order #	Price \$
DM7 & 70	88630H	410.50
DM8 & 80	88629H	505.95
DM9 & 90	88628H	484.71

TILLAGE

Bush Hog Sub Soiler Points

- High Carbon Steel
 - Heat Treated
 - With Chrome Cast Point
- M & W earth master only \$14.99 with pin
Heat Treated and OIL Quenched



Part #	Size	Description	Price \$
RPBH20	12" x 2"	Booted/Plain	20.77
RPBH20CP	12" x 2"	Booted/Chrome Cap	31.95

SLIP CLUTCH DISC for Rotary Cutters




Part #	OEM	OEM #	OD"	ID"	Price \$
FP6524H	Bush Hog	372-1BH	6.5	2.4	7.95
FP6240H	Bush Hog	64644	6 5/16	4.002	6.25
FP5533H	Bush Hog, Bondioli	64651, 247000054	5.5	3.375	4.55

Bush Hog Disc Mower Knives



Part #	Rotation	Fits	Lngh	Width	Thickness	Hole	Wt	Price
V58700Z	RH	HM5, 7, 8, DM7, 8, 9	120	47	4	18.5	.4 lb.	1.49
V58699Z	LH	Same as above	120	47	4	18.5	.4 lb.	1.49
NI527746Z	LH	DM70, 80, 90, 180, 190	120	47	4	22.5	.4 lb.	1.85
NI527747Z	RH	Same as above	120	47	4	22.5	.4 lb.	1.85

Bush Hog Cutter Blades Quality Replacement Blades



Part #	Application	OEM #	A	B	C	D	E	F	Rotation	Price \$
462BH	6 12 105 205 266 305 502	462	24.75"	22.125"	3.5"	1.50"	2"	0.50"	CCW	37.99
463BH	206 306 1206	463	27.75"	25.25"	3.5"	1.50"	2"	0.50"	CCW	35.50
464BH	307	464	30.75"	28.25"	3.5"	1.50"	2"	0.50"	CCW	38.50
7555BH	126LS10 210 310RS 315RS	7555	24.75"	22.25"	4"	1.50"	2.50"	0.50"	CCW SUCT	39.60
7556BH	310C 315C 1310C	7556	27.75"	25.25"	4"	1.50"	2.50"	0.50"	CCW LIFT	44.95
7828BH	109 160 1109 1600	7828	19.25"	16.75"	4"	1.50"	2.50"	0.50"	CCW LIFT	29.95
7829BH	109 160 1109 1209 1600	7829	19.25"	16.75"	4"	1.50"	2.50"	0.50"	CW LIFT	29.95
11150BH	1126RS 1315LS 126RS	11150	24.75"	22.25"	4"	1.50"	2.50"	0.50"	CW LIFT	39.60



Quick Tatch Complete Spreader Chains
16000lbs. Minimum strength
T bar Design, prevents clogging and binding

Badger Spreader Chains

Part #	Slats	Width	Price \$
160Bad	14	51 7/8	592.80
200Bad	15	53 1/4	635.00
240Bad	18	53 1/4	731.80
2180Bad	12	53 7/8	515.95
461Bad	15	53 7/8	CALL
3260Bad	18	53 7/8	731.80

Balzer Spreader Chains

400Bal	38	37	1,365.70
440Bal	48	37	1,544.20
540Bal	22	37	1,561.50
550Bal	28	37	1,616.00
700Bal	31	37	1,925.00

Farmhand Spreader Chains

110/430/438FH	14	47 1/2	726.50
---------------	----	--------	--------

Gehl Spreader Chains

117GE	15	58 1/2	757.00
125GE	19	58 1/2	918.10
135GE	16	58 1/2	734.50
175GE	16	58 1/2	638.00
250GE	19	58 1/2	738.25
325/425GE	25	58 1/2	958.50
350GE	40	33 3/8	1,285.00
1177GE	14	59 1/8	714.25
1217GE	17	59 1/8	911.35
1287GE	22	59 1/8	1,078.00
1410GE	46	34 1/8	1,618.50

H&S Spreader Chains

125HS	13	46 3/4	675.00
175HS	15	52 1/4	589.65
180/220HS	16	51 7/8	660.20
185HS	16	52	660.20
222HS	15	58 1/4	609.00
235HS	17	56	692.95
260HS	19	51 7/8	731.00
262HS	18	58 1/4	720.35
270HS	20	55 7/8	847.00
295HS	24	51 7/8	841.25
310HS	26	55 7/8	923.45
350HS	25	57 3/4	1,018.50
370/430HS	28	55 7/8	933.00
425HS	30	57 3/4	944.50
560HS	28	37 5/8	880.00

Knight Spreader Chains

180KN	15	58 1/2	612.00
195KN	19	46 1/2	701.00
250/252KN	19	58 3/4	738.25
300KN	17	70 3/8	808.00
350KN	40	33 3/8	1,295.00
375/410KN	46	33 3/8	1,439.50
500/510KN	42	36 3/8	1,465.00
650KN	50	36 3/8	1,705.00
1030KN	19	64	1,053.00
1040KN	22	64	1,126.00
1060KN	41	39 4/7	2,965.00
66/115KN	13	46 1/2	559.10
140KN	16	46 1/2	788.00

Kelly Ryan Spreader Chains

Part #	Slats	Width	Price \$
110KR	15	47	695.00
140KR	19	47	923.00
150KR	19	47	663.55
170KR	15	59	517.50
4X12KR	14	47	597.00
5X12KR	19	59	744.00

Meyer Spreader Chains

125AME	14	39 3/4	585.00
145AME	16	39 3/4	624.95
160AME	16	51 3/4	599.95
225ME	19		CALL
300ME	19		649.99
350ME	22		750.00
550ME	60	37 3/8	1,446.00

Brillion

BEARINGS Cultimulcher



Disc Chisel

Part #	Bore	Shape	Price \$
W211PP3	1 1/2	SQ, O.D. is 3.937"	23.95

DISC CHISEL

Disc Chisel Blades



Part #	Diam.	Thick.	Center	Wt.	Price
20S112114	20	1/4	1 1/2 Square	20.0	37.84

TILLAGE

Brillion SUB SOILER POINTS



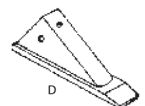
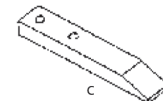
- High Carbon Steel
- Heat Treated
- Oil Quenched

Part #	App.	Size	Description	Price
RPBRL20	Brillion	10 1/2" x 2"	Booted/Plain	19.76
RPBRL20CP	Brillion	10 1/2" x 2"	Booted/Chrome Cap	32.84

Big OX TILLAGE

Subsoiler Points

- High Carbon Steel
- Heat Treated
- OIL Quenched



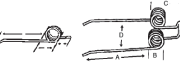
Part #	Style	App.	Size	Description	Price
OxCaps	D	Big Ox	1 5/8" x 1 3/16" x 6 1/2"	Slip-On with Chrome Cap	36.18
OxHRD-Faced5	D	Big Ox	1 5/8" x 1 3/16" x 6 1/2"	Slip-On Hard faced	23.48
RPBRL25	C	Brillion, Tebben, Landoll	2 1/4" x 3/4" x 17 1/4"	Bolt on Plain	31.44

Farmhand

Rake Teeth

Tedder and Rotary Rake teeth available at similar savings.

Manufactured from the highest quality carbon spring steel. Meets or exceeds manufacturer's standard. Made in USA.



Part #	OEM	Application	Teeth	A	B	C	D	Wt	Price \$
FH2	L2117/RH	F76 (Morrell)	D	5	1 7/8	NA	5	6 lb.	3.08
FH2L	L2117/LH	Left hand for above	D	5	1 7/8	NA	5	6 lb.	4.55

Glencoe

Bearings

Soil Finisher Bearings

Part #	Application	Bore	Shape	OD	Flange #	Price \$
W209PPB4	Glencoe	1 1/2	RD	3.347	85MS	13.95
GW209PPB4	Glencoe Relubeable	1 1/2	RD	3.347	85MS	19.42

Disc & Field Cultivator

Field Cultivator Shanks

Part #	Wt.	Price \$
63355H	9 lbs.	36.35

Gehl

Baler Belts



Model	Dimension	Belt	Splice	Order #	Price \$
1850, 1860, 1865, 1870, 1875	6" X 546"	S	C	GH654514P2	261.99
2480, 2780	6" x 468-1/2"	MRT	C	GH646812P3	245.15
2580	6.5" x 502.5"	C	A	GH61250212P3	421.48
Same as Above	6.5" x 474.5"	C	A	GH61247412P3	409.78
2680, 2680	6.5" x 556.5"	C	A	GH61255612P3	451.79
Same as Above	6.5" x 577.5"	C	A	GH61257712P3	479.08

Belt Type
 IM - Impression
 S - Smooth
 C - Chevron

Splice
 C - Clipper
 A - Alligator

Guards

Mower Conditioner

Part #	Replaces	Weight	Description	Price \$
MCM220	059827	2.5 lbs.	770, 880, 1070, 1090	8.54

Disc Mower Knives

Gehl

Part #	Rotation	Fits	L.	W.	Thick-ness	Hole Size	Wt	Price \$
V58699Z	LH	140, 160, 2310, 2330, 2350	120	47	4	18.5	.4 lb.	1.31
V58700Z	RH	Same as above	120	47	4	18.5	.4 lb.	1.31
K56151210Z	LH	162 Std	95	45	3.5	16.25	.4 lb.	1.02
K56151310Z	RH	162 Std	95	45	3.5	16.25	.4 lb.	1.02

Field Cultivator

Disc & Field Cultivator Bearing Kits



* All kits contain inner & outer race & Inner & outer cone, seal and wear sleeve.

Part #	Application	Wt.	Price \$
55KT	7,9,11 shank soilsavers	2 lbs	17.95

Wheel Rake Teeth

Free Freight on Box of 100

Part #	Application	Replaces	A	B	C	Price \$
OT1	H&S, OTMA, Koehn, Atlas	203055	15	11 1/2	6 1/2	1.45

Hesston

Baler Belts

Belt Type	Splice
MRT - Mini Rough Top	C - Clipper
S - Smooth	A - Alligator
C - Chevron	T - Titan
DT - Diamond Top	
IM - Impression	

Model	Dimension	Belt	Splice	Order #	Price \$
740, 840	7" x 366"	C	A	HE7366P3	291.91
814	11" x 72-1/4"	S	C	HE117214P2	75.89
Same as Above	11" x 121"	S	C	HE11121P2	115.63
830	4.8" x 364"	S	C	HE434364P2	146.54
840	7" x 366"	C	A	HE7366P3	291.91
845, 855, 945, 946, 955, 956	7" x 475"	MRT	T	HE7475P3MRT	344.75
Same as Above	7" x 475"	DT	A	HE7475P3DT	350.53
846, 846A, 856, 856A	7" x 547"	IM	T	HE7547P3IM	380.67
Same as Above	7" x 547"	MRT	T	HE7547P3MRT	385.55
Same as Above	7" x 547"	DT	A	HE7547P3DT	398.69

Disc Mower Parts

Drive Belts

Part #	Application	Description	Price \$
526369HG	HSSTN 1004,1005 NI 526,527,5406,5407	Set of 3	70.53
527975HG	HSSTN 1007,1008 NI 5409,5410	Set of 4	115.23

Disc Mower Knives

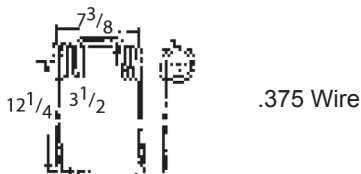
Part #	Rotation	Model Application	L	W	Thick-ness	Hole Size	Wt	Price
ZDM303Z	LH	1030, 1040, 1050, 1060	98	40	4.3	16.2	.4 lb.	1.47
ZDM304Z	RH	Same as above	98	40	4.3	16.2	.4 lb.	1.47

Guards

Mower Conditioner

Part #	Replaces	# of Points	Weight	Description	Price
MCM245	049239	2	2.5 lbs.	All Mower Cond Stubguard	9.06

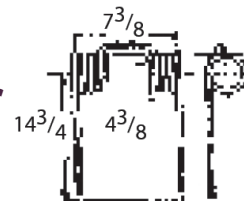
Harrow Teeth Hesston



Part #	OEM #	Color	Coil I.D.	Wt.	Price \$
HE1L	7893852	Green	1.875 inch	2.3 lbs	6.97

Hiniker

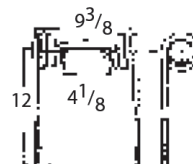
.375 wire



Part #	OEM #	Coil I.D.	Price \$
HK1	828001004	2.125 inch	8.50

Brady

13/32 inch spring harrow teeth are manufactured to OEM specifications using only domestic high carbon spring steel, then painted with rust preventive paint to insure your satisfaction.
Field Cultivator - 0.375" Wire



Part #	OEM #	Coil I.D.	Price \$
BR1	69707	2 1/16	5.81

Kent

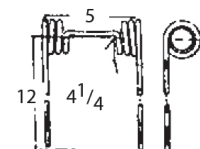
Bearings

Soil Finisher Bearings

Part #	Application	Bore	Shape	OD	Flange #	Price \$
FD209RB	Kent Disc O Vator Krause landsman Landall Tillall	1 1/2	RD	4 Bolt	Riveted Flange	19.95

Harrow Teeth

Soil Finisher
.375 wire



Part #	OEM #	Coil I.D.	Price \$
KN1	DA002	1 1/2 inch	9.13

Kewanee

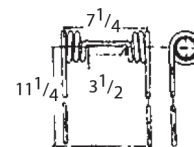
Bearings

Square shape bearings
with 1 1/8" Bore

Part #	Application	OEM #	OD	Flange #	Price \$
W208PPB8	500, 600	B2151	3.149	80MS	19.95
DBK100	700, 900 Series	—		Cast Housing	160.65
FD209RM	Late 1000 after 1978 1100 and 1175	B2725	4 Bolt	Riveted Flange	19.69
GW210PPB4	Early 1000 before 1978	B2246	3.543	90MS	23.50
W210PPB6	1020 Series		3.543	90MS	18.39

Harrow Teeth

.375 Wire

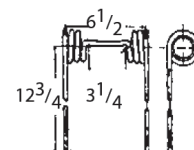


Part #	OEM #	Color	Coil I.D.	Wt.	Price \$
KE1	6-1727	Black	1.8125 inch	2.5 lbs	7.47

Midwest

Harrow Teeth

.375 Wire



Part #	OEM #	Color	Coil I.D.	Wt.	Price
MW1	CH-113A	Black	1.5 inch	2.5 lbs	6.65

DISC PARTS


Leveling Link for IHC, Krause Disc Harrow



Part #	Wt.	Description	Price \$
70105H	9.5	All 1900 Series Krause Discs	59.95

Krone

Disc Mower Knives
Bolts and Nut Sets



Part #	Application	Weight	Price \$
KR1377266KZ	281, 282, 283	.2 lb.	5.10

Kuhn

Disc Mower Parts

Covers

- Made from durable Ripstop material
- Includes all grommets
- Black in color



Model	Order #	Price \$
GMD44	56165000H	411.37
GMD55	56221000H	350.07
GMD66	56206600H	419.62

Discs



Part #	Manufacturer	Wt	Description	Price \$
56200700H	Kuhn GMD33, 44, 55, 66	8	Disc (Std)	89.77
56450110H	Kuhn GMD66H, GMD77HD	8	Disc (HD)	153.25
90016529H	Vicon CM165, 167, CM240, 14022 1, 247	8	Disc	77.42
B1019894H	Vicon	8	Disc	62.50
56200800H	Kuhn GMD33, 44, 55, 66	8	Cone Disc (Std)	CALL
56452100H	Kuhn GMD77	8	Cone Disc (HD)	145.30

Kuhn

Disc Mower Skids



Part #	Description	Price \$
56330200H	Skid Plate, Weldon	9.30

Stoneguards



Part #	Manufacturer	Wt	Description	Price \$
56190500H	Kuhn GMD33, 44, 55, 66, 77D	13	Stoneguard	66.85
56190600H	Kuhn GM33, 44, 55, 66, 77D, JD 240, 260	13	Stoneguard, All but end	80.85

Disc Mower Knives
Bolts and Nut Sets

Part #	Application	Wt	Price \$
K56115800KZ	GMD 400/500/600/700, FC 700, FC 200, FC 250/300, FC 350	.2 lb.	2.73
K56150100KZ	GMD 44, 55, 66, 77	.2 lb.	2.25
K56210100KZ	Same as above w/HD discs	.2 lb.	2.64

Disc Mower Knives

Part #	Rotation	Model Application	L	W	Thick-ness	Hole Size	Wt	Price \$
K55903210Z	LH	GMD 400, 500, 600, 700, FC250, 300, 350	107	45	4	18.25	.4 lb.	1.36
K55903310Z	RH	GMD 400, 500, 600, 700, FC250, 300, 350	107	45	4	18.25	.4 lb.	1.41
K56151200Z	LH	GMD 44, 55, 66, 77	93	40	3	16.25	.4 lb.	0.97
K56151300Z	RH	GMD 44, 55, 66, 77	93	40	3	16.25	.4 lb.	0.97
K56151210Z	LH	GMD 44, 55, 66, 77	95	45	3.5	16.25	.4 lb.	1.02
K56151310Z	RH	GMD 44, 55, 66, 77	95	45	3.5	16.25	.4 lb.	1.02
K56451200Z	LH	Heavy Duty for the above applications	122	45	4	18.25	.4 lb.	1.46
K56451300Z	RH	Heavy Duty for the above applications	122	45	4	18.25	.4 lb.	1.46

Land Pride

Cutter Blades

Part #	Fits	OEM #	A	B	C	D	E	F	Rot.	Price
820066CH	1572	820-066C	30.50"	-	3"	1.50"	2"	0.50"	CCW	55.05
	2572									
	2584									
820067CH	1560	820-067C	24"	-	3"	1.50"	2"	0.50"	CCW	28.25
	2560									
820075CH	35120	820-075C	27"	-	3"	1.50"	-	0.50"	CW	30.40
820076CH	35120	820-076C	27"	-	4"	1.50"	-	0.50"	CCW Suct	30.40

Lely

Disc Mower Parts

Covers

- Made from durable Ripstop material
- Includes all grommets
- Black in color



Model	Order #	Price \$
165	4120114650H	368.02
205	4120214980H	403.78
240	4120314960H	423.97
280	4121014990H	435.95


Discs

Part #	Weight	Description	Price
4120114690H	8 lbs.	Disc	33.60



Skids

Part #	Weight	Description	Price \$
4120120050H	5 lbs.	Skid	17.46



Knives

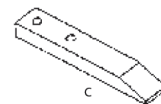
Part #	Rotation	Model Application	L	W	Thick-ness	Hole Size	Wt	Price \$
V58699Z	LH	165, 205, 240, 280, 320	120	48	4	18.5	.4 lb.	1.31
V58700Z	RH	165, 205, 240, 280, 320	120	48	4	18.5	.4 lb.	1.31

Landoll

TILLAGE

Subsoiler Points

- High Carbon Steel
 - Heat Treated
 - With Chrome Cast Point
- M & W earth master only \$14.99 with pin
Heat Treated and OIL Quenched



Welded BOOT

Part #	Style	Size	Description	Price \$
RPLA20B	C	2" x 1" x 12"	1/2" bolts w/3" centers	25.27

M & W

Disc Mower Parts

Covers

- Made from durable Ripstop material
- Includes all grommets
- Black in color



Model	Order #	Price \$
HC5	3238700H	CALL
HC6	3238701H	461.95
HC7	3238702H	484.71

TILLAGE

Subsoiler Point

- High Carbon Steel
 - Heat Treated
 - With Chrome Cast Point
- M & W earth master only \$14.99 with pin
Heat Treated and OIL Quenched



Part #	Style	Size	Description	Price \$
RM12	A	2 1/2" x 11"	Point with 1/2 x 2 1/2 Pin	14.67
RM12HF	A	2 1/2" x 11"	Hard faced with 1/2 x 2 1/2 Pin	29.57

T.H.E. TOM HASSENFRITZ EQUIPMENT
COMPANY.

New Idea

Baler Belts

Belt Type
 MRT - Mini Rough Top
 S - Smooth
 C - Chevron

Splice
 C - Clipper
 A - Alligator

Model	Dimension	Belt	Splice	Order #	Price \$
484, 456, 486 Top	4-3/4" x 73-1/4"	S	C	NI43473P2	42.93
484 Bottom	11" x 103-1/2"	S	C	NI1110312P2	101.15
485, 456, 486 Bottom	11" x 232-1/4"	S	C	NI11121P2	115.84
456, 486, 484 (Newer Models) Top	11" x 73-1/4"	S	C	NI117314P2	75.89
4643, 6343	4-3/4" x 364"	MRT	C	NI434364P3	157.40
4644, 6344	7" x 366"	C	C	NI7366P3	274.89
4664, 4665	7" x 562-1/2"	C	C	NI756212P3	414.57
4855	11" x 73-1/4"	S	C	NI117314P2	75.89
	11" x 121"	S	C	NI11121P2	115.84
4865 Top	4-3/4" x 73-1/4"	S	C	NI4347314P2	40.10
Top	11" x 73-1/4"	S	C	NI117314P2	75.89
Bottom	11" x 121"	S	C	NI11121P2	115.84
6345	7" x 475"	C	A	NI7475P3	367.03
6364, 6365	7" x 547"	C	A	NI7547P3	420.59

Disc Mower Parts Covers

Model	Order #	Price \$
5406	526791	393.60
5407	526031H	363.32
5408	526793	479.95
5409	526794H	470.54



Mower Conditioner Guards

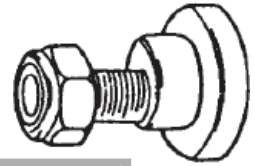
Part #	Replaces	# of Points	Weight	Description	Price
MCM280	2903	2	2.5 lbs.	Mow Conditioner 29085	9.28

Spreader Chain

*T bar type - Call for price and availability of others.

Part #	Slats	Width	Price \$
17/200NI	15	36 1/4	546.95
202NI	15	42 3/4	590.95
205/210NI	20	48 7/16	675.95
206NI	13	37 3/4	545.00
207NI	19	48 7/16	671.75
208NI	15	48 7/16	600.00
211NI	11	50 11/16	490.65
212NI	15	50 11/16	581.25
213NI	17	50 11/16	738.40
214NI	20	50 11/16	782.50
218/244NI	23	62 1/2	891.50
224/245NI	28	62 1/2	1030.85
243NI	18	62 1/2	711.95
351NI	19	50 11/16	715.00
352NI	19	58 1/4	713.95
353NI	26	58 1/4	947.95
354NI	26	62 1/2	979.95
360NI	12	50 11/16	559.95
3615/3715NI	12	50 3/4	559.10
361/3618/3718NI	14	50 3/4	602.25
362/3622/372NI	19	58 1/4	713.95
363/3632/3732NI26	58 1/4	1,238.50	
364/3639/3739NI26	62 1/4	980.25	
3626/3726NI	22	58 1/4	768.95

Disc Mower Knives Bolts and Nut Sets



Part #	Application	Weight	Price \$
527745KH	LATE 5209, 5406, 5407, 5408, 5409 (RED)	.2 lb.	3.90

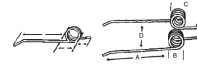
New Idea

Part #	Rotation	Model Application	L	W	Thick-ness	Hole Size	Wt	Price \$
V58699Z	LH	5209, 12, 5406, 07, 08, 09, 10	120	47	4	18.5	.4 lb	1.31
V58700Z	RH	5209, 12, 5406, 07, 08, 09, 10	120	47	4	18.5	.4 lb	1.31
NI527746Z	LH	Same as above only H.D.	120	47	4	22.5	.4 lb	1.85
NI527747Z	RH	New Series only H.D.	120	47	4	22.5	.4 lb	1.85

Baler Teeth

Part #	OEM #	Application	Teeth	A	B	D	Wt	Price \$
NI3	103012	465, 480 Big Round	D	5 3/4	1 1/2	2 5/8	6 lb.	2.43

Rake Teeth



Part #	OEM #	Application	Teeth	A	B	C	D	Wt	Price \$
NI2D	400033	49, 400, 402, 403, 1955	D	6 5/8	2 7/16	4	NA	6 lb.	2.62
NI2	048ME	4, 45 G Side Delivery 1948	S	7 1/2	1 9/16	NA	3 5/8	6 lb.	2.59
NI1	0782ME1	1957 49, 300, 400	S	7	2 1/4	3 3/8	NA	6 lb.	1.91

Noble

Harrow Teeth



Part #	OEM #	Color	Coil I.D.	Wt.	Price \$
N1	149781	Black	1.8125 inch	2.5 lbs	6.35

Owatonna

Guards

Mower Conditioner


Part #	Replaces	# Points	Wt	Description	Price \$
MCM205	110-10657	2	2.5	Mow Cond All till 1979	8.85
MCM206	110-32327	2	2.5	Mow Cond 1979 and after	9.49

Rhino Slip Clutch Disc for Rotary Cutters

Part #	OEM #	OD"	ID"	Price \$
FP7037H	058-1060-003	7	3.75	7.74
FP6035H	00754202	6	3 19/32	4.95



Servis - Rhino CUTTER BLADES

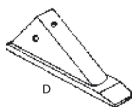


Part #	Fits	A	B	C	D	E	F	Rot	Price
582013H	FL10M FL15M FLEX 15	27"	25.5"	4"	1.375"	3.25"	.50"	CCW	37.85
582013FH	1008 SA15 SR15 FL10/15M	27.75"	25.5"	4"	1.375"	3.25"	.50"	CCW	43.93
622013FH	1008 SA15 FLEX 15 CY60	24.75"	22.5"	4"	1.375"	3.56"	.50"	CCW LIFT	38.98
652011RH	1008 FLEX 15	24.50"	22.5"	4"	1.375"	3.56"	.50"	CW	16.85
652011RFH	1008 SA15 FLEX 15	24.75"	22.5"	4"	1.375"	3.56"	.50"	CW LIFT	38.98
0731340000H	Saturn 8FT	19.75"	18"	3"	1"	4.50"	.375"	CW LIFT	37.25

Sunflower

TILLAGE SUB SOILER POINTS

- High Carbon Steel
- Heat Treated
- With Chrome Cast Point
- OIL Quenched



Part #	Appl.	Size	Description	Price
RPSU25	Sunflower	12" x 1" x 25"	Booted/Plain	22.15
RPSU25CP	Sunflower	Same as above	Booted/Chrome Cap	29.31

Prices are subject to change without notice. Call to confirm current prices and availability.

Vermeer - Massey Baler Belts

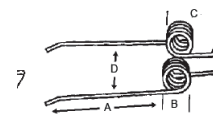
Belt Type
IM - Impression

Splice
C - Clipper



Model	Dimension	Belt	Splice	Order #	Price \$
554XL Wide Pickup	6" x 440"	IM	C	VM6440P2	243.26
Same as Above	14" x 440" w/notch	IM	C	VM1440NP2	557.06
554XL, 554XL Silage	6" x 450"	IM	C	VM6450P2	248.00
Same as Above	14" x 450" w/notch	IM	C	VM14450NP2	568.43
Set (2 - 6x450, 2 - 14x450 w notch)		IM	C	VM554XLS	1,574.95
555XL	6" x 450"	IM	C	VM6450P2	248.00
Same as Above	14" x 450"	IM	C	VM14450P2	564.90
Same as Above	14" x 450" w/notch	IM	C	VM14450NP2	568.43
Set (2 - 6x450, 1 - 14x450 no notch, 2 - 14x450 w/notch)		IM	C	VM555XLS	2,119.95
604 J	6.5" x 528"	IM	C	VM612528P2	311.57
604 K, L, XL	6.5" x 528"	IM	C	VM612528P2	311.57
Same as Above	14" x 528" w/notch	IM	C	VM14528NP2	662.76
Set (2 - 6.5" x 528" & 2 - 14" x 528" w notch)		IM	C	VM604XLS	1,879.95
605 J	6.5" x 528"	IM	C	VM612528P2	311.57
605 J W/Traction Roll	6.5" x 542"	IM	C	VM612542P2	319.43
605 K	6.5" x 528"	IM	C	VM612528P2	311.57
Same as Above	14" x 528" No Notch	IM	C	VM14528P2	659.23
605L 605XL	6.5" x 528"	IM	C	VM612528P2	311.57
Same as Above	14" x 528"	IM	C	VM14528P2	659.23
Same as Above	14" x 528" w/notch	IM	C	VM14528NP2	662.76
Set (2 - 6.5 x 528, 1 - 14x528 no notch, 2 - 14x528 w notch)		IM	C	VM605S	2,541.95
Net Wrap Belts					
554XL & 555XL	2" x 124-1/2"	IM	C	VM212412P2	44.17
604 K	2" x 122"	IM	C	VM2122P2	43.57
604 L 604 XL 605 L 605 XL	2" x 138"	IM	C	VM2138P2	47.27

Baler Teeth



Part #	OEM #	Application	A	B	D	Wt	Price
V1	F413	B, C, Big Round	4 7/8	1 5/8	3 3/4	.6	2.95
V2	F1326	D, Series Big Round	4 3/4	1 5/8	3	.6	2.56
V3	4059001	E, F, G, Big Round	7	1 11/16	2 7/8	.6	2.95
300619H	27997001	Double Rubber	7 3/4	1 3/8		.6	5.07



Part #	Application	Price \$
DW1	Durabull	3.99

Vicon

Disc Mower Parts Discs



Part #	Fits	Weight	Description	Price
527914H	New Idea	8 lbs.	Disc	42.31

Skids



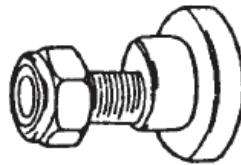
Part #	Manufacturer	Wt	Price \$
90066591H	Vicon All except 240, 14018, 14027	5 lbs.	15.65
90062054H	Vicon 240, 14018, 14027	5 lbs.	17.55

Stoneguards



Part #	Fits	Wt	Description	Price \$
90015853H	Vicon CM165, CM240	13 lbs.	Less Skid	51.16
90015923H	Vicon CM240, CM165	13 lbs.	Less Skid	47.52

Knives Bolts and Nut Sets



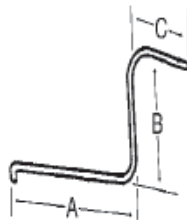
Part #	Application	Wt	Price \$
V90081160KZ	Fits all mowers and mo/co	.2 lb.	2.14

Vicon

Part #	Rotation	Model Application	L	W	Thickness	Hole Size	Wt	Price \$
V58699Z	LH	CM 165-240, CM 167-247, OM 165-241 KM 165-240 241-321 GMR2400-3200	120	47	4	18.5	.4 lb.	1.31
V58700Z	RH	Same as above	120	47	4	18.5	.4 lb.	1.31
V61559Z	LH	CM 216, OM 216, OM 281, KM 281, KM 391 CP, GMR2800	107	47	4	18.5	.4 lb.	1.40
V61560Z	RH	Same as above	107	47	4	18.5	.4 lb.	1.40

Wheel Rake Teeth

*Free Freight on Box of 100

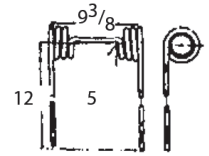


Part #	Application	Replaces	A	B	C	Price \$
VI1	Vicon/Lely	36133	17 1/2	10	6	1.59
VI2	Vicon/Lely	92611	17 1/2	12 1/2	6 1/4	1.91

Willrich

Harrow Teeth

.375 Wire



Part #	OEM #	Color	Coil I.D.	Wt.	Price \$
WR1	13419	Black	1.625 inch	2.5 lbs	6.45
WR2	16429	Black	1.625 inch	2.2 lbs	7.47

Woods

Quality Replacement Brush Cutter Blades

Part #	Application	OEM #	Price \$
3900KT	80 B80 B80U C80 C80U D80	3900	56.95
6330KT	E60 60-2 60-3 60-4 M5-4	6330	77.49
6866KT	E60 M60 M5 60-4	6866 8833	53.63
12892KT	S105-2 R105 MR105 S105-1	12892	95.88
24771KT	S105-3 HD210R SM2090	24771	95.85
19161KT	HD315-5	12916	104.00
19160KT	HD315-5	12917	104.00

Slip Clutch Disc for Rotary Cutters



Part #	OEM #	OD"	ID"	Price \$
FP6240H	7280, 19459	6 5/16	4.002	6.25

High Capacity Buckets

Great for snow or silage
Built with the same great quality all our buckets are built with!

- 62" \$999.00
- 72" \$1099.00
- 84" \$1199.00

Poly wear strips add \$90.00



Universal

Bearings

Disc Chisel

Part #	Application	Bore	Shape	OD	Price
W209PPB4	Glencoe, Bush Hog Case, DMI, Ford, Landall,	1 1/2	RD	3.35	13.95
GW209PPB4	Same as above. Relubeable	1 1/2	RD	3.35	19.42

Bush Hog Disc

Part #	Application	OEM	Bore	Shape	OD	Price
W210PPB2	145	145109	1 15/16	RD	3.543	19.49
W209PPB2	1432, 1436	1445	1 3/4	RD	3.347	14.49

Krause Bearings

Part #	Application	OEM	Bore	Shp	OD	Flange	Price
W209PPB4	Most Krause	40104	1 1/2	RD	3.347	85MS	13.95
W208PPB7	Early 102, 405, 408	40101	1 3/16	RD	3.150	80MS	14.55
FD209RB	1900, 1928, 1952, 1979, 2135, 2166, 2200, 4900	134120	1 1/2	RD	4 Bolt	Riveted Flange	19.95

CULTIVATOR

Cultivator Tire



Part #	Wt.	Description	Price
412	4	4" X 12" Cultivator Tire	12.24

Cultivator Bearings



Part #	Wt.	Fits	Price \$
AN131668H	.41 lb.	JD, MF 446621M1	6.50
526769RH	.41lb	IH, Case T26882	9.75

CULTIVATOR TIRES/RIMS

Cultivator Gauge Wheel Assembly

Part #	Wt.	Color	Price \$
AN130058H	5	Yellow	28.82
127944CH	5	White	29.52



Cultivator Gauge Wheel Half

Part #	Color	Price \$
N130045H	JD Yellow	6.08
526768RH	IH White	6.05



Danish Cultivator Sweeps



Part #	Thickness	Width	Wt.	Price \$
DS3B	1/4	2 3/4	.7	3.75
DS4B	1/4	4	.8	4.85
DS7B	1/4	7	.8	5.60
DS10B	1/4	10	1.1	6.41
DB38112	Bolt	3/8 x 112	1.1	0.36

Danish Shanks



Part #	Wt.	Description	Price \$
3210560	6 lbs	S-Tine Standard. 1 1/4" wide x 3/8" thick x 22" tall.	15.75
3212560	8 lbs	S-Tine Heavy-Duty 1 1/4" wide x 1/2" thick x 22" tall. (used on Rridge Levelers)	18.40
3212660	10 lbs	S-Tine Heavy-Duty High Clearance. 1 1/4" wide x 1/2" thick x 25" tall.	28.25
6021847	1 lb	Clamp S-Tine for 2" tool bar. Rregular Shank—use 7/16" bolt.	6.92
6021993	1 lb	Clamp S-Tine for 2 1/2" tool bar. Heavy-Duty Shank—use 1/2" bolt.	5.10

Row Crop Cultivator Shovels



1/2 sweeps available at same low price

Part #	Thickness	Width	Wt.	Price
31606	3/16	6	1.5	8.02
31608	3/16	8	1.8	6.94
31610	3/16	10	2.0	8.63
31612	3/16	12	2.2	8.67

Why pay big money for overpriced OEM parts?

Buy quality aftermarket parts from T.H.E. Company at a reasonable price.



Universal Tillage

Ultra Wing FIELD CULTIVATOR SWEEPS



Optimal design for optimal performance. Ultrawing® has features that you want.

- Full **1/4 thick.**
- Long Nose for long lasting penetration through its life.
- Full Cutting Width is retained through the sweep's life.
- Soil is lifted as much at the far edge of the sweep as near the shank.
- Curved Wings for dynamic soil action and enhanced wear.
- When ordering give us your model to insure proper stem angle and spacing.

Part #	WT.	Size	Price \$
UW7B7	2.9	7" x 1/4	9.54
UW8B7	3.2	8" x 1/4	9.77
UW9B7	3.4	9" x 1/4	10.05
UW10B7	3.5	10" x 1/4	10.30
UW12B7	3.8	12" x 1/4	10.88

M&W Earth Master Point



- High Carbon Steel
 - Heat Treated
- M & W earth master only \$14.99 *with pin*
Heat Treated and OIL Quenched

Part #	Style	Size	Description	Price \$
RM12	A	2 1/2" x 11"	Point with 1/2 x 2 1/2 Pin	14.67
RM12HF	A	2 1/2" x 11"	<i>Hard faced</i> with 1/2 x 2 1/2 Pin	29.57

Spike Harrow Teeth and Clamps



Made in USA
Made of high carbon MBQ 1044 Steel lame
Hardened for Longer Wear



Part #	Size	Wt.	Price
FD8H	5/8 x 7/8 Diamond x 8" Long fits most Forrest City Ddo-Aalls.	1	3.35
FD8NH	5/8 x 7/8 x 8" Diamond x 8" Long	1	3.80
34SQ11H	3/4 Square x 11" 3/4 SQ11H fits JD,LH. And Noble.	1.5	4.75

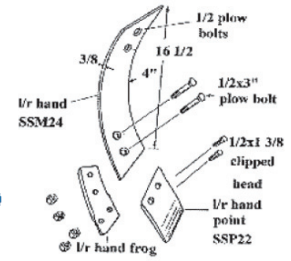
Part #	U Bolt Size	Price \$
1026	U-Bolt for 5/8 Teeth 7/16 x 1 3/4	1.85
G2180111	U-Bolt for 3/4 Teeth 3/8 x 1 1/2	1.85

Prices are subject to change without notice.

Call to confirm current prices and availability.

Soil Saver

Points and Moldboards



Part #	Wt.	Bolt Size	Description	Price
SSP22R	2	1/2 x 4	Point	9.84
SSP22L	2	1/2 x 4	Point	9.84
SSM24R	7	3/8 x 4	Mold Board	19.33
SSM24L	7	3/8 x 4	Mold Board	19.33
SSF20R	3.5		Frog	28.77
SSF20L	3.5		Frog	28.77
SSP22RHF	2.5	1/2 x 4	Hard Face Pt.	21.31
SSP22LHF	2.5	1/2 x 4	Hard Face Pt.	21.31
SL124L	10	1/2 x 4 x 25	1 pc. Moleboard	22.86
SL124R	10	1/2 x 4 x 25	1 pc. Moleboard	22.86
CH12112	.2	1/2x1-1/2	Clipped head for point	.60
PB123	.3	1/2 x 3	Plow Bolt	.71



Plow Bolts for Tillage



Part #	Bolt Size	Wt.	Price \$
PB38114	3/8" x 1 1/4"	10 bolts per/lb	.21
PB38112	3/8" x 1 1/2"	10 bolts per/lb	.20
PB38134	3/8" x 1 3/4"	10 bolts per/lb	.47
PB382	3/8" x 2"	10 bolts per/lb	.53
PB716114	7/16" x 1 1/4"	10 bolts per/lb	0.63
PB716112	7/16" x 1 1/2"	10 bolts per/lb	0.30
PB716134	7/16" x 1 3/4"	10 bolts per/lb	0.57
PB716214	7/16" x 2 1/4"	10 bolts per/lb	0.57
PB716212	7/16" x 2 1/2"	10 bolts per/lb	.67
PB7163	7/16" x 3"	10 bolts per/lb	.50
PB12134	1/2" x 1 3/4"	10 bolts per/lb	.74
PB122	1/2" x 2"	10 bolts per/lb	.51
PB12214	1/2" x 2 1/4"	10 bolts per/lb	.86
PB12212	1/2" x 2 1/2"	10 bolts per/lb	.55
PB123	1/2" x 3" Disc Chisel Moldboard	10 bolts per/lb	.71

Chisels and Spikes



Part #	Description	Price \$
HC2C8 (Diamond)	5/8 x 2 x 16 Straight	14.21
383L	3/8 x 3 x 22 Left Hand	18.20
383R	3/8 x 3 x 22 Right Hand	18.20
483R	1/2 x 3 x 22 Right Hand	15.74
483L	1/2 x 3 x 22 Left Hand	15.74
583L Replaces 2pc Point	1/2 x 4 x 22 Left Hand	25.20
583R Replaces 2p Point	1/2 x 4 x 22 Right Hand	25.20

Universal Buckets and Forks

Front Loader Forks

- All frames **SAE Upper and LOWER Clip Bars** not just angle iron
- 48" Forks are rated at 7000lbs., 1.375" x 4"
- Headache rack full 1/4" steel



No one Builds a Better Set of Forks for Less!

Part #	Description	Price
FORKSLPK48	Forks pivot from a top pin, fit a Koyker QT mount	795.00
FORKSLPW48	Forks pivot from a top pin, fit a Westendorf mount	795.00
FORKSLPU48	Forks pivot from a top pin, fit any non QT mount	795.00
FORKSLCK48	Forks forklift clip bar style, fit a Koyker QT mount	795.00
FORKSLCW48	Forks forklift clip bar style, fit a Westendorf mount	795.00

Compact Loader Forks

Part #	Description	Price
CTJD42	Clip bar style, fit a JD Compact tractor, 42" forks	CALL
CT42	Forks forklift clip bar style, No Mounts	CALL



Loader Brackets

Universal Westendorf Global JD 600-700 JD200,300 400, 500

UM50	C1H	JD5BRKT	JD6BRKT	JD200H
\$149	\$90	\$90	\$399	\$99
52lbs.	50lbs.	45lbs	60lbs	20lbs

Front Loader Spears

Add a second spear to any loader spear for just **\$120.00**


Made with 1/4" tubing



Part #	Description	Price
BM2200	Slides over any Bucket. Mounts with one bolt, Wrap around chain and buckle for bucket support	425.00
BS2200	Universal Front Loader with 3300 Super Penetrator. Adjustable to any width.	550.00
WDF2200	Westendorf Loader Spear with 3300lb Super Penetrator Spear	519.00
JDQA2000	John Deere Quick attach to fit. 240, 260, 265 loaders with Super Penetrator Spear	839.00
IHC2000	IH Quick attach to fit. 2250, 2255, 2350, 2355 with Super Penetrator Spear	539.00

Three Point Bale Spear

New lower Price




Part #	Description	Price \$
3PT2200P	Cat II Super Penetrator Spear 3300 lb capacity, heavy 1/4 tubing	199.95

Heavy Duty Loader Buckets

We build the best bucket at the best price!

- Cutting edge FORMED to include the sides
- Heavy duty 3/4" X 6 1/2" cutting edge
- Made of full 1/4 Steel
- Two welded grab hooks
- 1/2" thick double front edges
- 6X1/2 inch wear strips evenly space
- Install your own mounts or have us do it for you



Part #	Description	Price \$
BUCKET60U	60" Heavy duty loader bucket, 70 degree back angle	650.00
BUCKET72U	72" Heavy duty loader bucket, 70 degree back angle	750.00
BUCKET84U	84" Heavy duty loader bucket, 70 degree back angle	775.00

Economy Loader Buckets

- Perfect for compact or smaller tractors
- All buckets exceed original equipment
- Center lift link
- Available with JD, Kubota, skid steer or others mounts



Part #	Description	Price
BUCKETCT54	Economy Bucket 54"	425.00
BUCKETCT72	Economy Bucket 72"	599.00

Heavy Duty Replacement Cutting Edge

- Cut to length at no charge
- Hardened C1060 steel
- HD 1/2" x 6" wide or 1/2 x 4"



Part #	Length	Price
CE124	1/2" x 4"	13.25/ft.
CE126	1/2" x 6"	19.87/ft.

Heavy Duty 3 pt. Forklift

- 154" lift height
- 4000 lb capacity
- 42" forks, 48", 60", 72" available
- Made for Cat II or III Hitches and Quick Coupler
- Heavy 1/4 wall square tubing
- Our lifts are made from quality checked used mast
- No leaks or bad rollers on rails
- These masts are made to take anything you can dish out!



Order #	Price
4000FL	\$1,595

Hydraulic 3rd Link

Turn any 8" cylinder into an adjustable third link.

- Heavy 3/4 Steel for Superior Strength
- Makes Your 3rd Link Totally Adjustable



Part #	Wt.	Description	Price \$
HTL25	4	Category II	27.95
HTL253	4	Category III	29.95
HTL25KT	35	Kit - 2.5" Hyd. Cylinder w/ 4' hoses, tips and HTL25	\$179.00

Universal Hay

Universal Mower Guard

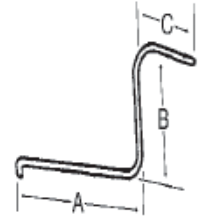


Replaces almost all mower guards!
Uses 7/16 plow bolt just like OEM

Part #	Replace With	Price
DM700	AC #802495, JD #A23441, JD #A22131, NI #50H54A, NH# 34885, IH# MC2041, NH# 39653, NI# 143H5A	5.78

Wheel Rake Teeth

*Free Freight on Box of 100



Part #	Application	Replaces	A	B	C	Price \$
VI1	Vicon/Lely	36133	17 1/2	10	6	1.59
VI2	Vicon/Lely	92611	17 1/2	12 1/2	6 1/4	1.91
OT1	H&S, OTMA, Koehn,Atlas	203055	15	11 1/2	6 1/2	1.45

RUBBER RAKE TEETH

Highest Quality


- Headed for long life
- Consistent rubber quality assured by inject molding
- Hook style head for maximum rubber adhesion



Part #	Fits	Price
300916H	Universal, 3/8 diam. slotted hole 1 11/16 yoke opening, 9/32 tine diameter	2.50
300510H	Double tine, wheel rakes, Morrill, Farm Hand, Danf, Massey Vermeer	4.95
301012H	JD, Yoke opening 1-5/8", Bolt hole dia. 3/8", Tine 10", Tine dia. 9/32" Fits: 70, 71, 640, 650, 652, 660, 662, 670, 671, 672, 673, 896A	3.32
300718H	JD Fits: 700, 705 Vermeer fits: R-9, R-21, R-23, R-23A, R-24, R-24A	3.30
300114H	New Holland Fits: 216 & 258 with Left Hand Hook, 259 Rolabar Rake	2.98
300213H	New Holland Fits: 216 & 258 with Right Hand Hook, 260 Rolabar Rake Allen Models: RH	2.95
300817H	Fits H&S and Pequea rakes.	CALL


Universal Hay Baler Counter

- Adapts to fit all models of balers using a mechanical counter
- 4 mounting holes
- Arm can be set in any position
- Spring compensates for alignment
- Push button reset
- Counts up to 99,999



Part #	Price \$
50023	12.95

Universal Hold Down



Part #	Make	Wt.	Price
515066	IH, JD, NH	.4	2.89

Universal Wear Plate



Part #	Make	Wt.	Price
529056	JD, AC, JD, Ford, Gehl, Hart Carter, IH, MF, MH, NI, White	.5	2.66

Universal Grass board

Special Buys



Part #	Description	Price
920156	Universal Grass board	38.95

Heavy Duty Bale Spear



Order#: **BS99E**
Weight: **23 pounds**
Screw: M28 x 1.5
Length: **49 inches**

3300lb Capacity!

New Lower price

\$79.95

Universal

Complete Wheels for All Wheel Rakes

Any wheel Just **\$99.00**

Must ship truck freight



Part #	Description
804P20BG003	JD, Gehl, Vermeer 55" RH 7MM Tooth
804P20BG004	JD, Gehl, Vermeer 55" LH 7MM Tooth
804P20BG001	Vicon RH 6.4MM tooth
804P20BG002	Vicon LH 6.4MM tooth
804-P20BG003	Vicon 55 RH 7MM Tooth
804-P20BG004	Vicon 55" LH 7MM Tooth
804210180	H&S, New Holland, Sitrex 55" RH 7MM,
804210181	H&S, New Holland, Sitrex 55", LH 7MM
804P20AG001	Tunutti RH 6.4MM Tooth
804P20AG002	Tunutti LH6.4MM Tooth

Heavy Duty Implement Jacks



Tube Mount Top Wind 10"



Flange Mount Side Wind 10"



Tube Mount Side Wind 15"



Flange Mount Side Wind 15"

2000 lb. Capacity

Part #	Trvel	Wt.	Description	Price
S10040100	10	12.5	Flange Weld on Mount, Side Wind	34.95
S10030200	10	12.5	Flange, Weld on Mount Top Wind	35.95
S10030200	10	12.5	Tubular Mount Top Wind	34.95
S10040200	10	12.5	Tubular mount Side Wind	37.95
S10030300	15	16.5	Flange, Weld on Mount Top Wind	36.95
S10030400	15	16.5	Tubular Mount Top Wind	36.95

5000 lb. Capacity

Part #	Trvel	Wt	Description	Price
S100201NO	10	14.5	Flange Weld on Mount, Side Wind	39.63
S100102NO	10	14.5	Tubular Mount Top Wind	33.95
S100104NO	15	18.5	Tubular Mount Top Wind	37.28
S100202NO	10	14.5	Tubular mount Side Wind	39.06
S100203NO	15	18.5	Flange Weld on Mount, Side Wind	43.95
S100204NO	15	18.5	Tubular mount Side Wind	44.98

Complete PTOs from 30 HP to 100 HP

From Balers to Rotary Cutters - We Have the P.T.O You Need!



Part	HP	Min/Max Length	Tractor End - Implement End	Price
2321	28	39" / 60"	1.3/8 6SPL x 1.3/8 6 Splined Female	CALL
3321	40	39" / 60"	1.3/8 6SPL x 1.3/8 6 Splined Female	133.23
3382	40	35" / 54"	1.3/8 6SPL x 1.3/8 Round Bore Female	121.80
3442	40	47" / 70"	1.3/8 6SPL x 1.1/4 Round Bore	149.95
42511H	60	25" / 37"	1.3/8 6SPL x 1.3/8 6 Splined	135.95
4422	60	41" / 60"	1.3/8 6SPL x 1.3/8 Round Bore	146.22
CS43516	60	35" / 54"	1.3/8 6SPL x FD 1 Slip Clutch	251.95
5251	100	25" / 37"	1.3/8 6SPL x 1.3/8 6 Splined	126.95
5253	100	25" / 37"	1.3/8 6SPL x Overrun Clutch	231.41
5383	100	35" / 52"	1.3/8 6SPL x 1FD 1 Slip Clutch	249.14
5385	100	35" / 52"	1.3/8 6SPL x Shearbolt Clutch	225.95

Cutter Tailwheel Assemblies and Parts



Part #	Description	Tire Size	Pin Dia.	Price
375348150	Complete wheel assy	4x8	1.5	CALL
375348125	Complete wheel assy	6X9" 21" tall	1.25X4.375"	CALL
375484TWA	Comple wheel assy.	4"X8"	1.5"	CALL

Part#	Description	Axle Size	Pin Dia.	Price
375-F003	Fork	1"	1.5"	CALL
375-F002	Fork	.75	1.25"X5.75"	CALL

Part#	Description	Tire Size	Axle size	Price
016TW484	Laminated tailwheel	4X8	5" bolt circle	CALL
016TW695	Laminated Tailwheel	6X9" 21" tall	5.5" bolt circle 5 bolt	CALL

Part#	Hub and Bushing Description	Price
982281101	Hub Cast 4 Bolt, 5" Bolt Center, 1000Lb Cap	CALL
016H2P	Bearing Kit For Hub Above Contains: 2-L44643 Brg.,2-12407 Seals	CALL
016TWH100	Fabricated 4 Bolt Hub With 1" Axle	CALL
68828012	Fabricated 4 Bolt Hub .75" Axle	CALL
688B58	5/8" Bushing For Fabricated Tailwheel, 1 3/8" O.D. X 5/8" I.D.	CALL
688B34	3/4" Bushing For Fabricated Tail Wheel Hub 1 3/8" O.D. X 3/4" I.D.	CALL
688B1	1" Bushing For Tail Wheel Hub, 1 3/8" O.D. X 1" I.D.	CALL

Combine

New & Featured Items

Grain Tester

Specifications:

- Fill Technique: Scoop or fast fill from auger
- Repeatability: +/- .5% Depending on grain (normal stored grain)
- Grain Temperature Compensation: Automatic
- Resolution: .1% moisture
- Display: Graphic LCD
- Power: One 9V alkaline battery
- Warranty: One Year
- Weight: 1 lb. 6 oz



Part #	Description	Price \$
M3G	3 Grain Tester	199.95

Minigac1P

- Menu-driven operating system
- An internal scale (no pre-weighing)
- Over 450 grains and products
- Auto temperature compensation
- Measures test weight
- 1 year manufacturer's warranty
- Carrying case and belt clip
- 9V Battery



Part #	Price \$
MINIGAC1P	629.95

MOST POPULAR AUGER ELBOW!

Part #	Application	Price \$
248308AH	1420-1482, 1620-1688, 2144-2188, 2344-2388	553.80




Cleaning Fan Shafts and Hubs



Part #	Application	Price \$
185286CH	1420-1480, 1620-1680, 2188-2388 - hub assembly	101.25
1309015CH	1480 (24852 up), 1680 cleaning fan shaft	272.15
191923CH	1480 (to 14000) - shaft	107.15
183445CH	1440 (1501-10000), 1640 (1501-12000) - shaft	115.65
1309016CH	1440 (10001 up), 1460 (12001 up), 1640, 1660 cleaning fan shaft	185.37

Poly Clean Out Door

Fits John Deere Applications
Made of 1/4" Yellow Poly
All hardware is included and no modifications are needed.



Part #	Application	Price \$
AH129357HP	9400 9500 9410 9510 Maximizer	86.95
AH138426HP	9450SP 9550SP 9650CTS 9650STS 9750STS	114.95
AH129358HP	9600 9610 Maximizer	102.95

Feeder House Reverser Motor



Part #	Application	Price \$
17308L	Case-IH 1620-2388	368.00

FEATURED CORNHEAD ITEMS!

Rubber Ear Savers



Made in USA from New Nylon Reinforced Rubber Stock, not from Old Tires!

Part #	Application	Price \$
199097CH	IH 800-900-1000	2.99
N101988H	JD 40 Series	2.99

Stalk Roll Knife



Part #	Application	Price \$
86977538H	IH 2200 Series - Needs Four per Row	49.95

Gathering Chains



Fits all John Deere 40 Series and International Harvester 800 Series, 900 Series and 1000 Series

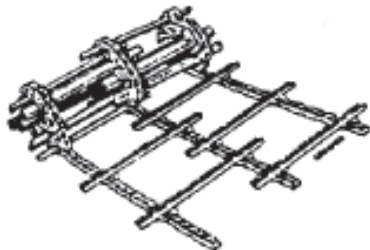
Part #	Price \$
AN102009H	26.95

Allis Chalmers - Gleaner

FEEDER HOUSE

Feeder Chains

More Applications & Raddle Chains Available



- Made in North America
- Heavy duty construction
- Bolted, not riveted
- Weight is in lbs.

Part #	Application	Chain Size	Links	Center to Center on Sprockets	Wt.	\$
71149911H	N&R Series, R60, R70, Rear Separator, Slat every 2nd and 4th link	CA550	76	15 3/4"	120	602.98
71149915H	N&R Series, R60, R70, Front feeder, Slat every 2nd and 4th link	CA550	84	15 3/4"	142	884.94
71149917H	R40, 50, 42, 45000, 152 ↓ 55000 Front feeder, slat every 6th link	CA550	85	15 3/4"	94	684.35
71149958H	R62, R72 Front feeder, slat every and 4th link	CA557	97	15 5/8"	160	941.49
71149960H	R62 ↓ 63000, R42 ↓ 73000 Rear Separator, slat every and 4th link	CA557	89	15 5/8"	185	903.50
71149940H	R40, 50, R42, 52 Rear Sep. slat 6th link	CA550	86	15 3/4"	100	513.95

THRESHING

Cylinder Bars

Heat Hardened Chrome Bar

Part #	Model	Wt.	Description	Price \$
KGL92C	M & C Series	195 lbs.	Heavy high tooth Hardened 8 bar set	CALL
KGF92C	F Series	160 lbs.	Heavy high tooth Hardened 8 bar set	CALL
KGL45C	L Series	215 lbs.	Heavy high tooth Hardened 8 bar set	CALL
KGN153C	N & R Series	90 lbs.	Thresher Cylinder-Angle-Long 6 Holes	CALL
KGG91C	G Series	210lbs.	Heavy high tooth Hardened 8 bar set	CALL
KGN2540	N & R Series	60 lbs.	Separator Cylinder-Angle-Short, 6L & 2R	CALL


Standard Bar

Part #	Model	Wt.	Description	Price \$
KGL92H	M & C Series	195 lbs.	Heavy high tooth Hardened 8 bar set	1,001.16
KGN254H	N & R Series	60 lbs.	Separator Cylinder-Angle-Short, 6L & 2R	398.39
KGN153H	N & R Series	90 lbs.	Thresher Cylinder-Angle-Long 6 Holes	499.78
KGL45H	L Series	215 lbs.	Heavy high tooth Hardened 8 bar set	CALL
KGG91	G Series	210lbs.	Heavy high tooth Hardened 8 bar set	914.73
KGF92	F Series	160 lbs.	Heavy high tooth Hardened 8 bar set	792.95

THRESHING

Concaves

- Exceeds OEM specs
- Made in USA
- Hi strength wear resistant



Part #	Application	Description	Price \$
KCM2	M, M2, M3	Open Grate	777.95
KCL2	L2, L, L3	Open Grate	1010.95

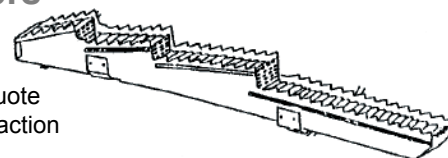
GRAIN HANDLING

Sieves



Part #	Application	Price \$
71308754LFH	M3, M2 after 22101 - Long Shoe	628.95
71152658LFH	L, L2, up to 19501 - Short Shoe	722.50
71323677H	N5, N6, N7, R6, R7, R42, R52, R60, R62 R70, R72 - Short Shoe	706.88
71155020H	M, M2, up to 22101 - Short Shoe	597.49
71330728H	R40, R50 - Short Shoe	577.25
71320090H	L3, L2 after 19501 - Long Shoe	670.25

Straw Walkers



Require Freight Quote
OEM Quality at a fraction of the price!

Part #	Description	Price \$
1315196H	Fits F, F2 Ser #39200	404.95
1132348H	Fits F, F2 and F3 Ser #39200	284.95
1171501H	Fits L, L2, L3	346.95
1155014H	Fits M, M2, M3	362.95

Straw Walker Grating



Why replace your entire Straw Walker if only your grates are bad?

Part #	Application	Length	Price \$
AL8021	M Rear grating	4'	75.99
AL8022	M Front grating	1'	19.95
AL8024	L Front grating	1'	19.10
AL8023	L Rear grating	4'	75.95
AL8020	F	4'	73.00

Our Grates are 4' long and weigh approx. 5 lbs.

Don't see what you're looking for?

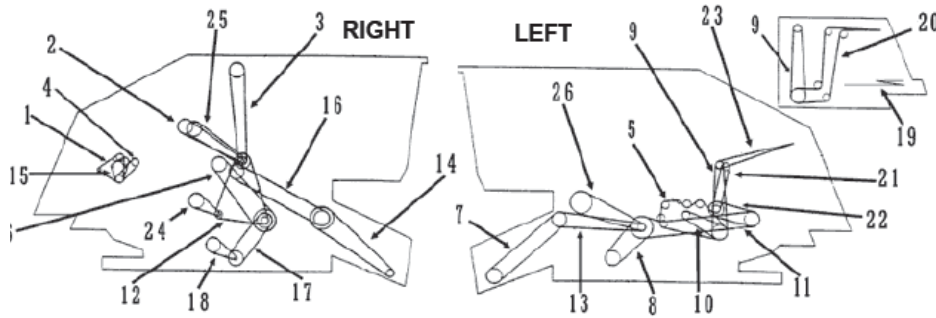
CALL US!

We can most likely find the parts you need!

Allis Chalmers - Gleaner

BELTS

Gleaner - N5, N6, N7, R5, R6, R7



Part #	Ref #	FITS	Description	Price \$
71311927HG	1	N5(S/N 4501),N6(S/N 5101)	Alternator, Standard	14.38
71306200HG	1	N5(S/N 4501),N6(S/N 5101)	Alternator, Hvy Duty	13.87
71186454HG	1	N5(4501-5400),N6 (5105-6200)	Alternator, 110 Amp	10.45
71336137HG	1	N5(S/N 5401),N6(S/N 6201)	Alternator, 105 Amp	11.78
71175687HG	1	N7	Alternator, Standard 105 Amp	9.97
71175687HG	1	R7	Alternator (Set)	9.97
71312339HG	2	N5, N6 (1501 up), N7, R5, R6, R7	Cage Sweep	13.74
71301877HG	2	N6 (to1501)	Cage Sweep	14.87
71325847HG	3	N5, N6, N7, R5, R6, R7	Clean Grain Elevator	39.43
71193420HG	4	N5, N6, R5, R6	Compressor Drive	7.62
71315910HG	4	N7, R7	Compressor Drive	8.61
71322418HG	5	N5 (1702 up), N6 (2371 up), N7 (1262 up)	Impeller Drive	13.17
71313804HG	5	N5, N6, N7	Impeller Drive	18.62
71358134HG	5	R5, R6, R7	Impeller Drive	10.25
71319657HG	6	N5, N6, N7, R5, R6, R7	Cylinder Auger Drive	35.81
71364789HG	7	N5, N6, N7, R5, R6, R7	Cylinder Drive	239.85
71197876HG	8	N5 (to 4501), N6 (to5101), N7 (to 2501)	Header Drive, Var-Speed	151.87
71316268HG	8	N5 (4501 up), N6 (5101 up), N7 (2501 up), R5,R6,R7	Header Drive, Var-Speed	123.04
71301859HG	8	N5 (to 4501), N6 (to 5101), N7 (to 2501)	Header Drive, Constant Speed	49.24
71320449HG	8	N5 (4501 up), N6 (5101 up), N7 (2501 up)	Header Drive, Constant Speed	44.31
71310381HG	9	N7	Hydro Drive	98.94
71342143HG	9	R7	Hydro Drive	78.31
71197999HG	9	N5, N6, R5, R6	Hydro Drive	64.52
71313804HG	10	N5(1702 up), N6(2371 up), N7(1262 up), R5,R6,R7	Jackshaft Drive, Impeller	18.62
71336997HG	11	N5, N6 (5101 up)	Main Drive	121.19
71314273HG	11	N6 (to 5101)	Main Drive	133.59
71307200HG	11	N7	Main Drive	174.10
71309685HG	12	N5 (To 4501), N6 (To 5101), N7 (To 2501)	Overfeed Auger Drive	61.49
71325150HG	12	N5 (4501 up),N6 (5101 up),N7 (2501 up)	Overfeed Auger Drive	44.31
71310382HG	13	N5, N6, N7, R5, R6, R7	Pivot Drive, Lh	49.43
71316263HG	14	N5 (4501 up), N6 (5101 up), N7 (2501 up), R5,R6,R7	Pivot Shaft Drive	64.72
71309150HG	14	N5 (to 4501),N6 (to 5101),N7 (to 72501)	Pivot Shaft Drive	53.77
71302482HG	15	N5, N6, R5, R6	Radiator Fan	11.89
71326830HG	16	N5, N6, N7, R5, R6, R7	Rear Feed Conveyor	37.21
71339886HG	17	N5, N6, N7, R5, R6, R	Separator Fan Drive	20.18
71336307HG	18	N5, N6, N7, R5, R6, R7	Shoe Drive	15.12
71347561HG	19	R5, R6, R7	Spreader	21.60
71347560HG	20	R5,R6,R7 (all w/o Chopper)	Spreader Jackshaft Drive	40.95
71358486HG	21	N5, N6, N7, R5, R6, R7	Straw Chopper Drive	15.22
71344935HG	22	N5, N6, N7, R5, R6, R7	Straw Chopper, Jackshaft	20.51
71326253HG	23	N5, N6, N7, R5, R6, R7	Straw Spreader Drive	31.46
71334919HG	23	N5, N6, N7, R7	Spreader Drive, Rear Hood	22.74
71346200HG	24	N5, N6, N7, R5, R6, R7	Tailings Drive	15.09
71337000HG	25	N5, N6, N7, R5, R6, R7	Tailings Return	19.12
71310380HG	26	N5, N6, N7, R5, R6, R7	Unloader Drive, Lh	30.50
71177795HG	-	N5 (to3001), N6 (to 3501), N7 (to 1701)	Unloader Drive, Rh	CALL
71324690HG	-	N6	Sickle Drive Belt	CALL

Belts are also available for other models, call for a price quote.

Allis Chalmers - Gleaner

GRAIN HANDLING

Chopper Knife Kits

- All kits contain hardware and bushings
- Made in U.S.A.
- Heat treated and tungsten coated to exceed OEM!
- Free Freight in quantities of 4 or more. Individual Kit wt avg. 4 lb.



Part #	OEM #	Application	Qty.	L	W	Price \$
71355851H	71355851	AC F Ser #36200	3			CALL
SCTK110	71174897	AC Stationary Tooth Any of Above	1			7.25
SCKK100	71310275	AC, MF, New Holland, White	3	6-7/16	4-5/8	17.69
71310274H	71310274	ACF & K ↓ SN36000, G, White 7800-8800 ↓ SN 7400	3	7-1/8	3-7/16	14.50
713558518H	71355851-8	AC-N5, N6, N7, R5, R6, R7, R40, R50, R60, R70, R42, R52, R62, R72	3	8-1/2	4-3/4	CALL

Clean Grain Elevator Chains

Part #	Application	Links	Paddle Size	Wt.	Price \$
71149517H	L & M Series Standard Housing	160	5 1/2" x 3 7/8"	52	275.86
71149583H	L & M Series w/High output Housing	160	7" x 3 3/4"	59	322.97
71149384H	C, C2, F & G Series, K2	165	4 3/4" x 3"	51	319.97

Clean Grain Elevator Sprockets

Lower

Part #	Application	Shaft Size	No. of Teeth	Price \$
71147756H	C, C2, F & G Series, K2	1.0	8	21.20
71147756H*	L & M Series w/High output Housing N5, 6, 7, R5, 6, 7, R60, R70	1.0	8	21.20
71147756H	L & M Series Standard Housing	1.0	8	21.20

*Call w/shaft size & number of teeth

Upper

Part #	Application	Shaft Size	No. of Teeth	Price \$
71132829H	C, C2, F & G Series, K2	.875	8	25.74
71147756H	L & M Series Standard Housing	1.0	8	21.20
71147756H*	L & M Series w/High output Housing N5, 6, 7, R5, 6, 7, R60, R70	1.0	8	21.20

*Call w/shaft size & number of teeth

Return Elevator Sprockets

Lower

Part #	Application	Shaft Size	No. of Teeth	Price \$
71104079H	C, C2, F & G Series, K2	.875	8	CALL
71147756H	L & M Series w/High output Housing N5, 6, 7, R5, 6, 7, R60, R70—most common used	1.0	8	21.20
71147756H	L & M Series Standard Housing	1.0	8	21.20

*Call w/shaft size & number of teeth

Upper

Part #	Application	Shaft Size	# Teeth	Price \$
71147756H	L & M Series w/High output Housing N5, 6, 7, R5, 6, 7, R60, R70—most common used	1.0	8	21.20
71126055H	C, C2, F & G Series, K2	1.84	8	33.32
71147756H	L & M Series Standard Housing	1.0	8	21.20

Auger Elbow

Part #	Application	Price \$
71373910H	L (26001 up), M (24701 up), L2, M2 N5 (4501 up), N6 (5101 up), N7, R40 R50, Early R60 and R70	950.59



PLATFORM

Combine Sickle Sections

Type Key
 US = Under Serrated
 TS = Top Serrated
 C = Chrome
 R = Regular Gauge
 H = Heavy 12 Gauge



Part #	Application	OEM #	Type	Wt.	Price \$
S204279	A,C,E,R,T,G,F,K	1186740	TS-H	.2 lb	1.13
S204553	A,C,E,R,T,G,F,K	1122784	TS-R-C	.2 lb	1.20
S204285	A,C,E,R,T,G,F,K	1348175	TS-H-C	.2 lb	1.12

Combine Guards

Part #	Application	Price \$
MCM225	Double Point Guard, for all Non-Floating Platforms	8.14

Poly Bean Head Snoots

Part #	Application	Price \$
AC300PS	AC 300, 500, 800 - 8000 Series	1,100.00



CORN HEAD

Gathering Chains



ROLLER TYPE CHAIN fits original sprockets perfectly and gives more efficient operations and longer life. each chain completely assembled, ready to use.

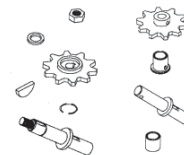
Part #	Avg. Wt.	Description	Price \$
1505705H	8	1990 All Hugger Heads	CALL
574793H	8	1977-89 Low Profile	60.75
573640H	8	1973-76 Low Profile	64.95



Lower Idler Sprockets

Part #	Application	Avg. Wt.	Price \$
70595084H	All Black Heads 5/8 bore 1977-1989	2 lbs.	21.53
71359125H	All Hugger Heads	2 lbs.	23.26

Corn Gathering Chain Drive Sprockets



Part #	Application	Avg. Wt.	Price \$
71369591H	Hugger Heads	2	29.97
70577247H	Quick switch 1975-76	2	22.95

Corn Head Flutes

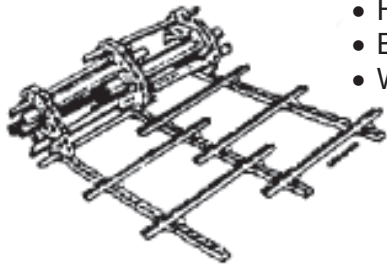


Part #	Application	Wt.	Price \$
71351081H	AC Hugger Heads 1988 to present Flute	3	15.95
70586591	AC Black Heads 1977 to present Flute	3	CALL

Case - IH

FEEDERHOUSE

Feeder Chains



- Made in North America
- Heavy duty construction
- Bolted, not riveted
- Weight is in lbs.

Part #	Application	Chain # Size Links	Center - Center on Sprock- ets	Wt.	Price \$
175994CH	915 ↑ Ser #8001 24" Slat every 2nd link	CA550 101	18 3/16"	225	681.21
117871AH	1420, 1460, 1620, 1660, 1644, 1666, 2144, 2166, 2366 54" feeder, 1/4" smooth slats every 6th link chrome pins	CA557 69	27 3/16"	103	495.40
117869AH	1420, 1460, 1620, 1660, 1644, 1666, 2144, 2166, 2366 47" feeder, 1/4" smooth slats every 6th link chrome pins	CA557 60	27 3/16"	90	495.40
136439AH	1420, 1460, 1620, 1660, 1644, 1666, 2144, 2166, 2366 60" feeder, 1/4" smooth slats every 6th link chrome pins	CA557 76	27 3/16"	112	553.95
117872AH	80 & 88 Series 54" feeder, 1/4" smooth slats every 6th link chrome pins	CA557 69	36 1/2"	125	532.37
195668AH	80 & 88 Series 60" feeder, 1/4" smooth slats every 2nd & 4th link chrome pins	CA557 75	18 3/16"	160	954.05
136440AH	80 & 88 Series 60" feeder, 1/4" smooth slats every 6th link chrome pins	CA557 76	36 3/8"	137	533.53
195664AH	80 & 88 Series 54" feeder, 1/4" smooth slats every 4th link chrome pins	CA557 69	18 3/16"	132	706.12


Feeder Chain Sprockets

Part #	Wt.	Description	Price \$
1970248CH	3 lbs.	715 to 1680 9 teeth 1.5" Hex.	82.04



Replacement Conveyor Drums

The end hub plates are made of heavier steel than the original drums furnished with combine. All drums can go U.P.S.



Part #	New Item	Wt.	Price \$
1957439CH	1440, 60, 1640, 60 Rock drums	92	675.95
SPT1680	1480-2188 includes Sprocket Tube & Stripper Kit	49	535.95

Bottom Replacement Sheets

Part #	Application	Wt.	Price \$
1324572CH	1480, 1680, 1688-2388 ALL W/ 54 .5" FDRHS.	115	465.95
1324574CH	1680, 1688, 2188, 2388 ALL W/ 60" FDRHS.	126	492.95
1324576CH	1420-1460, 1620-1660, 1666 ALL W/ 47" FDRHS.	80	361.00
1324578CH	1620, 1440-1660, 1666-2366 ALL W 54 .5" FDRHS.	90	350.75

Feeder House Reverser Motor

Part #	Application	Price \$
17308L	1620-2388	368.00



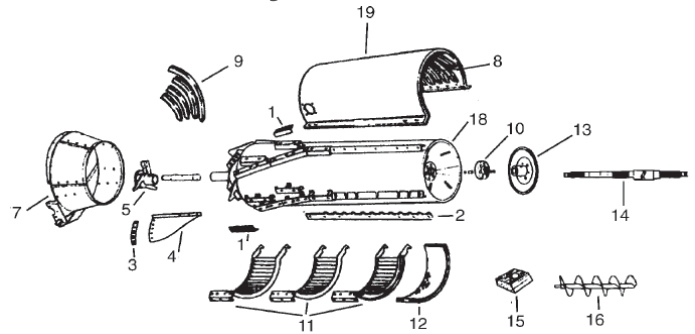
Front Header Drive Shaft



Part #	Wt.	Description	Price \$
176571CH	38 lb.	Feeder Drive Shaft 715-1660 Combine	98.80
1319482CH	38 lb.	Feeder Cross Jackshaft, Fits 1640, 1660, 1644, 1666, 2144 ↓ 173150, 2166 ↓ SN 182025	CALL

THRESHING

Case - IH Rotary Combine



Part #	Ref	Wt	Description	Price \$
K1420	1	60	1420, 1620 - 8 helical, 8 flat	322.47
K214	1	94	1460, 1440, 1660, 1640 - 12 helical, 9 flat	CALL
K1480	1	122	1480, 1680 - 16 helical, 12 flat	534.75
K1420C	1	60	1420, 1620 - Chrome 8 helical, 8 flat	474.75
K1440C	1	94	1440, 1460, 1640, 1660 - Chrome 12 helical, 8 flat	493.85
K1480C	1	122	1480, 1680 - Chrome 16 helical, 12 flat	647.25
1309175CH	1	3	1440 thru 2388 - Hardened bar with spike	14.15
1309336CH	1	3	1440 thru 2388 - Hardened bar no spike	10.55
1968743CH	1	3	1440 thru 2388 - Chrome Alloy no spike	18.95
1968970CH	1	3	1440 thru 2388 - Chrome Alloy w/spike	CALL
1302103CH	2	5	All Axial Flows	40.45
	3		Wear Bar Kits w/hardware (Wear bar section)	
1957445CH	4	138	1480, 1680 - Elephant Ear Kit	372.25
1957446CH	4	80	1440, 1460, 1640, 1660 - Elephant Ear Kit	615.95
1957447CH	4	45	1420, 1620 - Elephant Ear Kit	CALL
193282C91	6	5	All 20, 40, 60, 80 Series - Front Support Bearing	49.95
365928AH	7	Truck	1440-2366 - Heavy Duty Rotor Cone	1,370.25
300367AH	7	Truck	1440-2366 - Standard Rotor Cone	1,562.50
CPVK1480	8	31	1480, 1680 - Vane Sets for cage area	179.95
CPVK1420	8	15	1420 - Vane Sets for cage area	249.36
CPVK1460	8	29	1440, 1460, 1640 - Vane Sets for cage area	CALL
1480TVKT	9	14	1480, 1680 - Vane Set for Transition Cone	169.75
1440TVKT	9	11	1440, 1460, 1640, 1660 - Vane Set for Transition Cone	158.95
1420TVKT	9	9	1420, 1620 - Vane Set for Transition Cone	197.95
KC1440	11	83	1440, 1460, 1640, 1660 - Concaves - Set of 3	1,020.29
KC1480	11	100	1480, 1680 - Concaves - Set of 3	1,575.95
KS1480	12	64	1480, 1680 1688 - Keystock Grates (Set of 3)	648.50
KS1440	12	93	1440, 1460, 1640, 1660, 1644, 1666 - Keystock Grates (Set of 3)	708.95
KSG1480	12	83	1480, 1680 - Standard Grate w/bolt on cross plates (Set of 3)	648.95
KSG1440	12	71	1440, 1640, 1460, 1660 - Standard Grate w/bolt on cross plates (Set of 3)	662.95
193622CH	13	58	1420 thru 1480, 1640 (below SN 24223), 1660 (below SN 26771) - Variable Rotor Pulley	422.17
1308505CH	14	60	1420 thru 1480, 1640 (below SN 24223), 1660 (below SN 26771) - Rotor Drive Shaft	CALL
193414CH	15	1	Supply Auger Wood Bearing Block	9.50
193398CH	16	25	Right Hand Shoe Delivery Auger - 7/8 Hex Shaft	125.77
1308541CH	16	25	Right Hand Shoe Delivery Auger - 1 1/8 Hex Shaft	166.61
156816CH	17	1	Roller Bearing - 1 1/8 Hex	19.95
195293CH	17	1	Roller Bearing - 7/8 Hex	15.84
191842CH	19	95	1440, 1460 - Left hand Vane Cage less Vane bars	765.33
191271CH	19	82	1440, 1460 - Right hand Vane Cage less Vane bars	565.90

CYLINDER BARS

Specialty Rotor Rasp Bars

Replacement Bar

Models 1420-1480, 1620-1680, 1644-1688, 2144-2188, 2344-2388

Part #	Avg. Wt.	Description	Price \$
1309175CH	3 lbs.	Hardened bar with spike	14.15
1309336CH	3 lbs.	Hardened bar no spike	10.55
1968743CH	3 lbs.	Chrome Alloy no spike	18.95
1968970CH	3 lbs.	Chrome Alloy w/spike	CALL

Case - IH

THRESHING CYLINDER BARS

Chrome Bar

Part #	Model	Wt.	Description	Price \$
K12017	403, 715, 815	57 lbs.	Flat Ser #8000 ↓ set of 8	307.95
K12018	503, 915	71 lbs.	Flat through 1973 Ser #8000 ↓ set of 8	259.15
K12057C	815	77 lbs.	Angle Ser #8001 ↑ set of 8	CALL
K12058C	915	96 lbs.	Angle-Ser #8001 ↑ set of 8	CALL
K1480C	1480-2388	122 lbs.	16 Helical & 12 Flat* Hardened or Chrome	647.25
K1440C	1440-2366	94 lbs.	12 Helical & 9 Flat * Hardened or Chrome	493.85
K1420C	1420, 1620	60 lbs.	8 Helical & 8 Flat *	474.75

*(Rice & Straight Bars also Available)

Standard Bar

Part #	Model	Wt.	Description	Price \$
K1440	1440-2366	94.	12 Helical & 9 Flat * Hardened or Chrome	369.90
K12017	403, 715, 815	57	Flat Ser #8000 ↓ set of 8	307.95
K12018	503, 915	71	Flat through 1973 Ser #8000 ↓ set of 8	259.15
K12057	815	77	Angle Ser #8001 ↑ set of 8	252.42
K1420	1420, 1620	60	8 Helical & 8 Flat *	322.47
K1480	1480-2388	122	16 Helical & 12 Flat* Hardened or Chrome	534.75
K12058	915	96	Angle-Ser #8001 ↑ set of 8	299.95


Blade Kits Elephant Ears

Blade Kits are manufactured of abrasive resistant steel for longer wear. High strength, grade 8 hardware included. Blade Kits/Elephant Ears



Part #	Application	Wt.	Price \$
1957445CH	1480, 1680	138	372.25
1957446CH	1440, 1460, 1640, 1660	80	615.95
1957447CH	1420, 1620	45	CALL

Concaves



Part #	Application	Description	Price \$
KC915	915 Low Profile	Ser #8000 ↑	CALL
KC1440	1440, 1460, 1640, 1660, 1644, 1666, 2144, 2344, 2166, 2366		1,020.29
KC815	815 Low Profile	Ser #8000 ↑	CALL
KC715	403, 715, 815 High Profile	Ser #8000 ↓	456.52
KC1480	1480, 1680, 1688, 2188, 2388		1,575.95

Extensions

Part #	Application	Desc.	Price \$
KCE1660	1640, 1660, 1644, 1666, 2144, 2166	75	471.95
KCE1680	1680, 1688, 2188	75	771.95

Keystock Grates

*Individual concaves or partial sets available on request
**plates available for \$75.00

Part #	Application	Price \$
KS1480	1480, 1680 1688 (Set of 3)	648.50
KS1440	1440, 1460, 1640, 1660, 1644, 1666 (Set of 3)	708.95
KS1420	1420, 1620 (Set of 3)	643.32

Rotor Transition Cones

Part #	Application	Price \$
1317778CHD	1480, 1680 Heavy Duty Full 1/4 in. Thick	CALL
1317770CH	1440, 1460, 1640, 1660	CALL
1317770CHD	1440, 1460, 1640, 1660 Heavy Duty Full 1/4 in. Thick	CALL
1317778CH	1480, 1680 3/16 Thick	CALL



Wear Bars



Part #	Model Application	Wt.	Bars Needed	Price \$
KWB1420H	1420, 1620, Hardened	14	2	206.95
KWB1440C	1440, 1460, 1640, 1660, Chromed	20	3	206.95
KWB1420C	1420, 1620, Chromed	14	2	206.95
KWB1440H	1440, 1460, 1640, 1660, Hardened	20	3	129.50
KWB1480C	1480, 1680, Chromed (available in pairs)	32	4	142.95
KWB1480H	1480, 1680, Hardened (available in pairs)	32	4	107.50


GRAIN HANDLING

Combine Grain Pans

Replacement Grain Pan Material
Weigh approx. 15 lbs.

Part #	Application	Price \$
175078CH	915 Late 2 pc.	167.33
158046CH	815 Early 1 pc.	316.88
158047CH	915 Early 1 pc.	395.22
175069CH	815 Late 2 pc.	151.92

Sieves



Part #	Application	Price \$
1330681CH	1420, 1620	404.98
1957314CH	1640 to 2366 - Long cleaning system	938.30
1330689CH	1480, 1680, 1482, 1682	1,045.60
1322659CH	1680 & 1682, 1688, 2188-2588, 5088-7088	1,350.82
1330686CH	915NS, 1440, 1640, 1640, 1660	651.58

IH Bottom Sieves

Part #	Application	Price \$
1347015CH	1480, 1482, 1680, 1682 - short finger	753.80
1979328CH	1680-1688, 2188, 2388, 5088-7088 - short finger	961.74
1347017CH	1420, 1620 - short finger	507.33
1347016CH	1440-1470, 1640, 1660 - short finger	532.73
1994961CH	1644, 1666, 2144-2366 - extended-short finger	709.95

Why pay Big Money for OEM parts?
Get quality replacements at a great price from
THE Company!

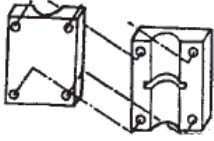
Case - IH

GRAIN HANDLING

Straw Walkers


Part #	Description	Price \$
177204CH	815 and 915	395.00

Straw Walker Blocks Kits



Part #	Application	Price \$
166067CH	815, 915	41.10

Straw Walker Grating



Why replace your entire Straw Walker if only your grates are bad?

Our Grates are 4' long and weigh approx. 5 lbs.

Part #	Application	Length	Avg. Wt.	Price \$
IH8012	815, 915 Front Section	18"	5 lbs.	31.59
IH8011S	815, 915	4'	5 lbs.	76.95

Cleaning Fan Shafts and Hubs



Part #	Application	Price \$
185286CH	1420-1480, 1620-1680, 2188-2388 - hub assembly	102.95
1309015CH	1480 (24852 up), 1680 cleaning fan shaft	301.97
191923CH	1480 (to 14000) - shaft	119.48
183445CH	1440 (1501-10000), 1640 (1501-12000) - shaft	128.79
1309016CH	1440 (10001 up), 1460 (12001 up), 1640, 1660 cleaning fan shaft	140.83

Chopper Knife Kits

- All kits contain hardware and bushings
- Made in U.S.A.
- Heat treated and tungstun coated to exceed OEM!
- Free Freight in quantities of 4 or more. Individual Kit wt avg. 4 lb.



Part #	OEM Part #	Application Knives per kit	Qty.	Length	Price \$
197124CH	197124C1	Case IH 815, 915	2	All Combines	CALL

Shoe Supply Augers



Part #	Application	Wt.	Price \$
1308541CH	Late 1400 series axial flows ↑1982 & other models w/ right Hand flight, 7/80 hex shaft	25	166.61
1309229CH	Special left hand flight for Above models w/1 1/80 hex shaft	25	138.79
193398CH	Early model 1400 series axial flows ↓1982 right hand flighting w/1 1/80 hex shaft	25	125.77
1309229CH	Special left hand flight Above models w/7/80 hex shaft	25	138.79

Shoe Delivery

Part #	Fits	Wt.	Price \$
193398CH	RH 7/8 Hex Shaft	25.0	125.77
1308541CH	RH 1-1/8 Hex Shaft	25.0	166.61

Clean Grain Augers

Part #	Application	Wt.	Price \$
1319169CH	1440 1460 1470	37 lbs.	188.56
143959AH	2188, 2388	43 lbs.	246.42
1317409CH	1630, 1688	48 lbs.	251.26
1317484CH	1640 thru 1666, 2144, 2166 - All '86 and after	44 lbs.	165.66
1319173CH	1480 with 1 1/4 shaft	42 lbs.	180.01

Clean Grain Chains

Elevator chains have rigid nylon paddles that carry more grain to increase capacity Nylon paddles keep the bottom of the elevators clean especially in moist conditions Nylon paddles are more durable in rodent situations than rubber paddles



Part #	Application	Links	Paddle Size	Wt.	Price \$
1302201CH	1440, 1460, 1470	150	7 3/4" x 2 3/4"	48	275.44
177453CH	815 & 915 below 8001	152	7 3/4" x 2 7/8"	48	253.39
1321334CH	1640 to 1666, 2144-2366	150	5 5/8" x 4"	55	285.22
1302201CH	11440, 1460, 1470	150	7 3/4" x 2 3/4"	48	275.44
1302195CH	1480 above SN 14001	160	7 11/16" x 3 11/16"	51	335.82
1317482CH	1680, 1688, 2188, 2388, 2588	153	7 5/8" x 3 3/4"	57	288.67

Clean Grain Elevator Sprockets



Upper

*Call w/shaft size & number of teeth

Part #	Application	Shaft Size	Teeth	Price \$
1317192CH	1680, 1688	1.25	9	64.06
1317192CH	2188, 2388	1.25	9	64.06
165292CH	1420	1.0	6	45.80
165292CH	1440 ↓ SN 10000, 1460 ↓ SN12001	1.0	6	45.80
1302200CH	1440 ↑ SN 10001, 1460 ↑ SN 12002	1.125	7	55.41
1302200CH	1440 ↓ SN 30484, 1460 ↑ SN 33286	1.125	7	55.41
1302200CH	1480 ↓ SN 14000	1.125	7	55.41
1302200CH	1480 ↑ SN 14001	1.125	7	55.41
1317192CH	1640, 1644, 1660, 1666	1.25	9	64.06
1317192CH	2144, 2166, 2344, 2366	1.25	9	64.06
168683CH	Case IH & IH 303, 403, 503, 715 815, 915, Both ↓ 8001 815, 915 Both ↑ 8001	.875	7	47.64

Lower

Part #	Application	Shaft Size	Teeth	Price \$
165292CH	1440 ↓ SN 10000, 1460 ↓ SN12001	1.0	6	45.80
143960AIH	2188, 2388	1.375	9	CALL
165292CH*	Case IH & IH 303, 403, 503, 715 815, 915, Both ↓ 8001 815, 915 Both ↑ 8001	1.0	6	45.80
1319176CH	1440 ↓ SN 30484, 1460 ↑ SN 33286	1.25	7	46.68
186720CH	1480 ↓ SN 14000	1.125	6	44.80
1319176CH	1480 ↑ SN 14001	1.25	7	46.68
1317192CH	1680, 1688	1.25	9	64.06
168683CH	1440 ↑ SN 10001, 1460 ↑ SN 12002	1.0	7	47.64
1317192CH	1640, 1644, 1660, 1666	1.25	9	64.06
1317192CH	2144, 2166, 2344, 2366	1.25	9	64.06
165292CH	1420	1.0	6	45.80

Case - IH

GRAIN HANDLING

Return Grain Augers



Part #	Application	Wt.	Price \$
192549CH	1480, 1680, 1688	40 lbs.	319.58
191734CH	1440 thru 1640, 1660, 1666, 1670	25 lbs.	170.02

Return Elevator Chains

Part #	Application	Links	Paddle Size	Wt.	Price \$
1303114CH	1420 thru 2388	112	5 5/8" x 2 3/4"	33	188.95
160432CH	715, 815, 915, 1420, 1620	152	5 3/4" x 2 7/8"	44	259.49

Return Elevator Sprockets

Lower

Part #	Application	Shaft Size	No. of Teeth	Price \$
165292CH	1440 ↓ SN 10000, 1460 ↓ SN12001	1.0	6	45.80
168683CH	1440 ↑ SN 10001, 1460 ↑ SN 12002	1.0	7	47.64
165292CH	1420	1.0	6	45.80
144031AIH	2188, 2388	1.0	6	CALL
1302200CH	1680, 1688	1.0	6	55.41
165292CH	Case IH & IH 303, 403, 503, 715 815, 915, Both ↓ 8001 815, 915 Both ↑ 8001	.875	7	45.80
168683CH	1440 ↓ SN 30484, 1460 ↑ SN 33286	.875	7	47.64
186720CH	1480 ↓ SN 14000	1.0	6	44.80
1302200CH	1480 ↑ SN 14001	1.0	6	55.41
168683CH	1640, 1644, 1660, 1666	1.0	6	47.64
144031AIH	2144, 2166, 2344, 2366	1.0	6	CALL

Upper

Part #	Application	Shaft Size	No. of Teeth	Price \$
168683CH	1480 ↑ SN 14001	1.0	7	47.64
168696CH	Case IH & IH 303, 403, 503, 715 815, 915, Both ↓ 8001 815, 915 Both ↑ 8001	.875	7	43.17
168683CH	2188, 2388	1.0	7	47.64
168683CH	1440 ↑ SN 10001, 1460 ↑ SN 12002	1.0	7	47.64
168683CH	1640, 1644, 1660, 1666	1.0	7	47.64
165292CH	1440 ↓ SN 10000, 1460 ↓ SN12001	1.0	6	45.80
168683CH	2144, 2166, 2344, 2366	1.0	7	47.64
165292CH	1420	1.0	6	45.80
165292CH	1480 ↓ SN 14000	1.0	6	45.80
168696CH	1440 ↓ SN 30484, 1460 ↑ SN 33286	.875	7	43.17
168683CH	1680, 1688	1.0	7	47.64

*Call w/shaft size & number of teeth

Horizontal Unloading Augers

Part #	Length	Description	Price \$
191071CH	178"	1440, 1460, 1480 early long length	CALL
220040CH		1640-2388 Auger Coupler Shaft	26.96
192845CH	146"	1440, 1460, 1480 early standard length	502.81

Vertical Unloading Augers

Double flighted auger gives more durability and longer life for less money than IH Standard Auger!

Part #	Wt.	Description	Price \$
1347389CH	80	1640 ↑ SN 97103, 1660 ↑ SN 102897, 1680 ↑ SN 115352 1644-1688, 2144-2388	350.01
1347341CH	80	1440-1680 W/ RETROFIT UPDATE ENCLOSED GEARBOX	431.28

Other Vertical Augers Available for Gleaner, Massey, White

* Prices Subject To Change, Call To Verify Current Prices.

Unloading Auger Tubes

Part #	Description	Price \$
1317738CH	1620-2388 Inner Solid Unloading Tube	622.39
1317783CH	1620-2388 Outer Unloading Tube 172"	480.69
195342CH	1420-1480 Outer Solid Unloading Tube	378.83

Auger Elbows

Part #	Application	Price \$
248308AH	1420-1482, 1620-1688, 2144-2188, 2344-2388	659.33

Combine Auger Swing Cylinders

Part #	Application	Wt.	Price \$
113960CH	IH 1440, 60, 80	9 lbs	309.10

Rubber Unloading Auger Spout

Part #	Application	Wt.	Price \$
186677CH	1440, 1460, 1480	7 lbs.	46.08
1321150CH	1640, 1660, 1680, 1644, 1666, 1688	7 lbs.	58.50
178167CH	815, 915	7 lbs.	30.86


Unloading System

1420 thru 1680



Part #	Wt.	Description	Price \$
186517CH	7.5 lbs.	Gear set, bevel 28 tooth drive gear. 21 tooth driven matched set N/A separately	156.62
1327739CH	3 lbs.	Vertical shaft can replaces old #183489 C2	79.72
1327976CH	43 lbs.	Housing, cast replaces #193702 C92	309.93
1327738CH	8 lbs.	Horizontal shaft can replaces old #192790 C1	50.42

Grain Drain



High density polyethylene plastic angled covers funnel grain into the auger, keeping the auger housing clean and dry. It also prevents corrosion, improves unloading and installs in minutes.

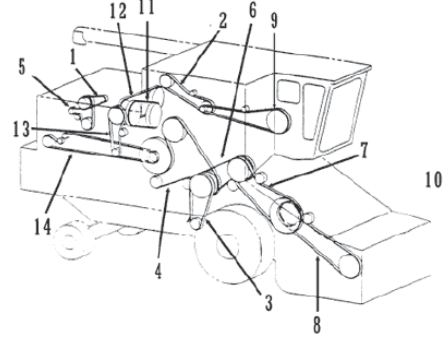
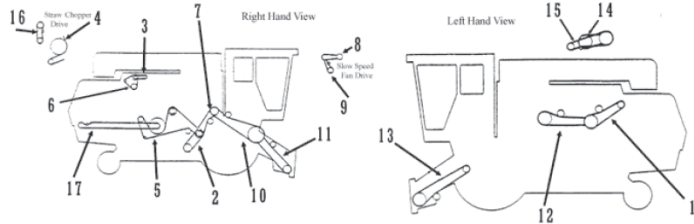
Part #	Description	Price \$
82028H	1400 thru 2300 series Case/IH	199.95

Case - IH

1640-1680

BELTS

1440-1480



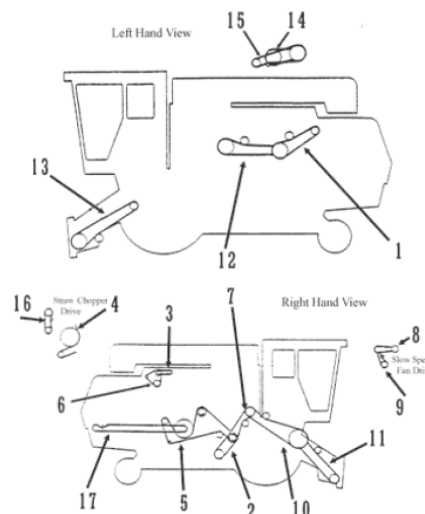
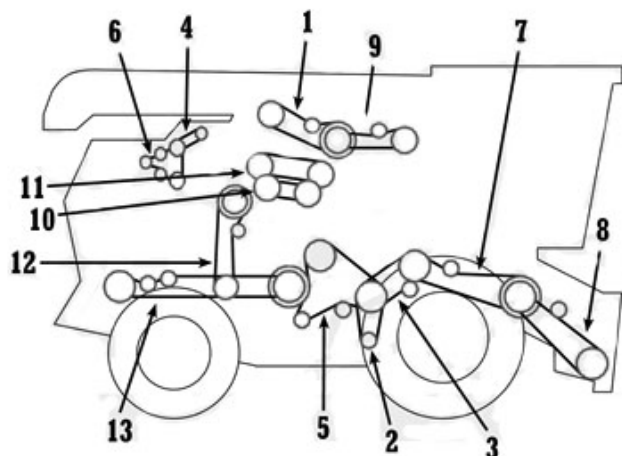
Part #	Ref #	Fits	Description	Price \$
191288CHG	1	1440, 1460, 1480	Auxiliary Pump Drive	41.40
195396CHG	2	1440, 1460, 1480	Cleaning Fan Drive	49.34
874097CHG	3	1440, 1460, 1480	Compressor Drive	7.53
181055CHG	4	1440, 1460, 1480	Cleaning Unit Drive	129.23
192360CHG	5	(1440,1460)(to 1501)	Elevator Drive	72.44
186509CHG	5	(1440,1460)(1501 up), 1480	Elevator Drive	122.35
537072RHG	6	1440, 1460, 1480	Engine Fan (D436 Engine)	33.93
191305CHG	7	1440, 1460	Fan Jackshaft Drive	43.55
188213CHG	7	1480	Fan Jackshaft Drive	39.33
181359CHG	8	1440, 1460, 1480	Fan Jackshaft Drive, Slow Speed	55.05
610521RHG	9	1440, 1460, 1480	Fan Jackshaft, Slow Speed	12.36
192738CHG	10	1440, 1460	Feeder Drive	165.21
194528CHG	10	1480	Feeder Drive	179.02
1313097CHG	11	1440, 1460, 1480	Feeder Jackshaft Drive, 54 1/2" Feeder	123.95
1308489CHG	11	1480	Feeder Jackshaft Drive, 60" Feeder	194.05
1313095CHG	11	1440, 1460	Feeder Jackshaft Drive, 47" Feeder	136.29
191290CHG	12	1440, 1460	Grain Tank Unloader Drive	56.60
191291CHG	12	1480	Grain Tank Unloader Drive	77.40
197411CHG	13	1440, 1460	Hydraulic Reel Drive, 47 Inch Fdr W/O Rock Trap	48.89
197414CHG	13	1440, 1460, 1480	Hydraulic Reel Drive, 54 1/2" Fdr W/O Trap	43.62
197480CHG	13	1480	Hydraulic Reel Drive, 60" Fdr	57.88
1315315CHG	13	1440,1460, 1480	Hydraulic Reel Drive W/ Rock Trap	27.98
244420AHG	14	1440, 1460	Rotor Drive, Heavy Duty	208.72
244422AHG	14	1480	Rotor Drive, Heavy Duty	249.71
191241CHG	15	1440, 1460	Separator Drive	173.69
191244CHG	15	1480	Separator Drive	169.70
181012CHG	16	1440(20715 up), 1460(23250 up)	Straw Chopper Drive	65.46
181013CHG	16	1480(24001 up)	Straw Chopper Drive	64.58
153359CHG	17	1440 to 20715,1460 to 23250,1480 to 24001	Straw Spreader Drive	37.95
196371CHG	17	1440 (20715),1460 (23250),1480 (24001)	Straw Spreader Drive	51.77

Part #	Ref #	Fits	Description	Price \$
396829RHG	1	1640, 1660, 1680	Air Conditioning Compressor	11.25
1970116CHG	2	1680	Auxiliary Pump Drive	44.75
1970115CHG	2	1640, 1660	Auxiliary Pump Drive	44.16
195396CHG	3	1640, 1660, 1680	Cleaning Fan Drive	49.34
181055CHG	4	1640, 1660, 1680	Elevator Drive, W/Straw Chopper	129.23
186509CHG	4	1640, 1660, 1680	Elevator Drive, W/Discharge Beater	122.35
537072RHG	5	1640 (Early w/IH 400 Series Engines)	Engine Fan & Alternator	33.93
J911562HG	5	1640 (Late w/Cummins Engines)	Engine Fan & Alternator	26.26
J911574HG	5	1660, 1680	Engine Fan & Alternator	29.06
191305CHG	6	1640, 1660	Fan Jackshaft Drive	43.55
188213CHG	6	1680	Fan Jackshaft Drive	39.33
192738CHG	7	1640, 1660	Feeder Drive, W/O Rock Trap	165.21
1315168CHG	7	1640, 1660	Feeder Drive, W/ Rock Trap	202.85
194528CHG	7	1680	Feeder Drive, W/O Rock Trap	179.02
1315074CHG	7	1680	Feeder Drive, W/ Rock Trap	163.50
1313095CHG	8	1640, 1660	Feeder Jackshaft Drive, (47" Feeder)	136.29
1313097CHG	8	1640, 1660	Feeder Jackshaft Drive, (54.5" Feeder)	123.95
1313097CHG	8	1680	Feeder Jackshaft Drive, (54.5" Feeder)	123.95
1308489CHG	8	1680	Feeder Jackshaft Drive, (60" Feeder)	194.05
191290CHG	9	1640, 1660 (to 102897)	Grain Tank Unloader Drive	56.60
191291CHG	9	1680	Grain Tank Unloader Drive	77.40
1321565CHG	10	(1640 & 1660 to 34860; 97171 up), (1680 to 46598; 115001 up)	Reel Pump Drive, (54.5" Feeder)	36.07
1315226CHG	10	1680 (to 46598) & (115001 up)	Reel Pump Drive, (60" Feeder)	23.60
1979606CHG	10	(1640, 1660) (S/N 34860-97170)	Reel Pump Drive, (47" Feeder)	25.71
1979607CHG	10	1680	Reel Pump Drive, (60" Feeder)	23.34
1321564CHG	10	(1640, 1660) (to 34860) & (97171 up)	Reel Pump Drive, (47" Feeder)	30.54
1330311CHG	10	(1640, 1660) (S/N 34860-97170), 1680	Reel Pump Drive, (54.5" Feeder)	28.37
244423AHG	11	1680	Rotor Drive, Heavy Duty	250.73
244420AHG	11	1640, 1660	Rotor Drive, Heavy Duty	208.72
191241CHG	12	1640, 1660	Separator Drive	173.69
1330499CHG	12	1680	Separator Drive	140.83
1315265CHG	13	1640, 1660	Straw Chopper Drive	65.30
1315266CHG	13	1680	Straw Chopper Drive	70.28
196371CHG	14	1640, 1660, 1680	Straw Spreader Drive	51.77

Case - IH

1644-2188

5088, 6088, 7088



Part #	Ref #	Fits	Description	Price \$
1347387CHG	1	1644	Auxilliary Pump Drive	61.67
1541699CHG	1	1666	Auxilliary Pump Drive	60.48
1541700CHG	1	1688	Auxilliary Pump Drive	58.17
124573AHG	1	2144, 2166, 2188	Auxilliary Pump Drive	57.60
1541569CHG	2	1644, 1666, 1688, 2144, 2166, 2188	Cleaning Fan Drive	44.73
191305CHG	3	1644, 1666, 2166	Cleaning Fan Jackshaft Drive	43.55
188213CHG	3	1688, 2188	Cleaning Fan Jackshaft Drive	39.33
1250587CHG	4	1644, 2144	Compressor, A/C	11.15
396829RHG	4	1666, 1688, 2166, 2188	Compressor, A/C	11.25
181055CHG	5	1644, 1666, 1688	Elevator Drive	129.23
186509CHG	5	1644, 1666, 1688, 2144, 2166, 2188	Elevator Drive W/Dis-charge Beater	122.35
J911565HG	6	1644, 2144	Fan, Alternator, Water pump	27.83
J911572HG	6	1666, 1688, 2166, 2188	Fan, Alternator, Water pump	26.52
1315168CHG	7	1644, 1666, 2144, 2166	Feeder Drive W/Rock Trap	202.85
194528CHG	7	1688, 2188	Feeder Drive W/O Rock Trap	179.02
1315074CHG	7	1688, 2188	Feeder Drive W/Rock Trap	163.50
192738CHG	7	1644, 1666, 2144, 2166	Feeder Drive W/O Rock Trap	165.21
1313095CHG	8	1644, 1666	Feeder Jackshaft Drive, W/47" Feeder	136.29
1313097CHG	8	1644, 1666, 1688, 2144, 2166, 2188	Feeder Jackshaft Drive W/54 1/2" Feeder	123.95
1308489CHG	8	1688, 2144, 2166, 2188	Feeder Jackshaft Drive W/60" Feeder	194.05
1989216CHG	9	1644, 1666	Grain Tank Unloader Drive	63.33
1989217CHG	9	1688, 2188	Grain Tank Unloader Drive	75.27
244420AHG	10	1644, 1666, 2144, 2166	Rotor Drive, Heavy Duty	208.72
244422AHG	10	1688, 2188	Rotor Drive, Heavy Duty	249.71
1541702CHG	11	1688, 2188	Separator Drive	152.02
191241CHG	11	1644, 166, 2144, 2166	Separator Drive	173.69
1315265CHG	12	1644, 1666, 2144, 2166	Straw Chopper Drive	65.30
1315266CHG	12	1688, 2188	Straw Chopper Drive	70.28
196371CHG	13	1644, 1666, 1688, 2144, 2166, 2188	Straw Spreader Drive	51.77

Part #	Application	Ref #	Description	Price \$
87755884HG	All	1	Fan Drive	31.45
87311867HG	All	2	A/C Compressor	12.33
84163222HG	All	3	Straw Spreader Drive	57.95
87476487HG	All	4	Cleaning System Drive (with Beater)	125.95
87476486HG	All	4	Cleaning System Drive (with Chopper)	135.95
301146AHG	All	5	Cleaning Fan Drive	39.17
87642957HG	All	6	Fan Jackshaft Drive	43.95
87629601HG	All	7	Feeder Drive (with Rock Trap)	240.87
87629602HG	All	7	Feeder Drive (w/o Rock Trap)	225.66
87332159HG	All	8	Header Drive (with Rock Trap)	201.82
87332161HG	All	8	Header Drive w/o Rock Trap)	205.33
84137716HG	All	9	Separator Drive	229.65
84194650HG	5088	10	Rotor Drive	313.23
87615553HG	6088, 7088	10	Rotor Drive	324.10
87549557HG	6088, 7088	11	Unloader Drive	84.95
87566055HG	5088	11	Unloader Drive	78.95
87330894HG	All	12	Aux. Pump Dr. (w/ 2.5 BU/Sec Unloader)	83.29
87549556HG	All	12	Aux. Pump Dr. (w/ 3.0 BU/Sec Unloader)	98.60
87330903HG	All	13	Straw Chopper Drive	75.95

COMBINE

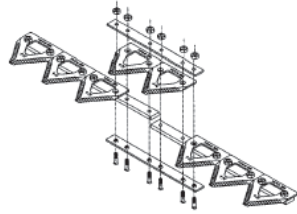
Case - IH Feed Plates

PLATFORM

Sickles

1020/1010

Part #	Description	Price \$
S351049	30' Chrome Sections	352.95
S351054	15' Chrome Sections	199.95
S351051	22.5' Chrome Sections	267.95
S351052	20' Chrome Sections	246.65
S351053	17.5' Chrome Sections	237.95
S351050	25' Chrome Sections	310.95



All our JD spliced sickles are Lite Super 7 extra heavy chrome top serrated! (less Head)

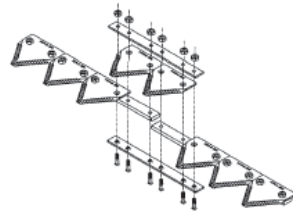
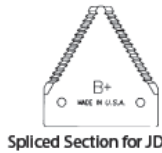


Grain table worn out?
Crop bunching up on rusting steel?
Stainless sheets too expensive?

Poly Feed Plate Covers eliminate these problems at a fraction of the cost of stainless. Super slick poly allows crop to flow across grain table without bunching up, preventing thresher clogging and increasing combine efficiency.

820 Lickity-Split

THE. Company now offers you the spliced sickle!



- All split sickles come with the Super 7 extra heavy top serrated chrome section. This section will outlast and out perform anything you have ever used before!
- All sickles are bolted for easy section replacement.
- All sickles can be shipped UPS!
 - On split sickles ONLY we will pay the freight to your door

Part #	Description	Price \$
S351048	15' - Chrome Sections	199.95
S351045	22.5' - Chrome Sections	266.25
S351046	20' - Chrome Sections	241.95
S351047	17.5' - Chrome Sections	237.10

1020 Series

Part #	Size	Price \$
FP102030	30'	1,250.00
FP102015	15'	794.95
FP102025	25'	1,100.00
FP1020225	22.5'	1,025.00
FP102020	20'	990.00
FP1020175	17.5'	890.00
FP1020165	16.5'	855.00

820 Series

Part #	Size	Price \$
FP820225	25'	328.95
FP820175	17.5'	254.95
FP82020	20'	298.95
FP82015	15'	230.95
FP82013	13'	189.95
FP820165	16.5'	239.95

Combine Sickle Sections

Type Key

- US = Under Serrated
- TS = Top Serrated
- C = Chrome
- R = Regular Gauge
- H = Heavy 12 Gauge



Part #	Application	OEM #	Type	Avg. Wt.	Price \$
S203412	Combines 615, 715, 815	567409R1	TS-R-C	.2 lb	0.99
S203276	820 Head	826720C1	TS	.2 lb	0.95
S204464	Double Point 3"	Bolt On	TS-H-C	.2 lb	CALL
S203325	1020 Series Bean Head Countersunk			.2 lb	0.98
S206332	915 And Header	634793R1	TS-H	.2 lb	1.14


Poly Bean Head Snoots



Truck Freight - Call for a quote

Part #	Application	Price \$
IH820PS	IH 800 Series	1,100.00

Fingers



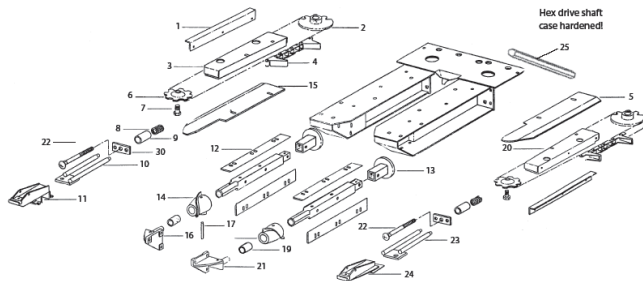
Part #	Description	Price \$
40628H	Hardware Kit	2.88
40601H	Case-IH	10.45

Combine Guards

Part #	Application	Price \$
MCM210	Double Point Guard (3) used on 820 and 1020 Platforms	9.90
MCM231	Double Point Guard for all Bio Platforms using Hart Carter Floating Cutter Bars	9.15
MCM270	Double Point Guard for all 820/1020 Platforms	11.35
MCM266	Four Point Guard 1020 Platforms	7.42

Case - IH

CORNHEAD



Part #	Ref	Wt	Description	Price \$
176280CH	1	3	800 Series Gathering Chain Guide	19.10
134176CH	1	4	900 & 1000 Series Gathering Chain Guide	14.42
IH8001000SP	2	4	800, 900, 1000 Series Gathering Chain Upper Sprocket	18.50
AN102009H	4	6	800, 900, 1000 Series Gathering Chain	27.50
176292CH	5	10	800 Series Right Hand Stripper Plate	20.00
199382CH	5	10	900, 1000 Series Right Hand Stripper Plate	19.75
AN102448H	6	2	800, 900, 1000 Series Lower Gathering Chain Idler Sprocket	11.95
176287CH	10	5	800 and 900 Series Right Hand Gathering Chain Adjust Bracket	42.25
199372CH	11	12	900 Series Right Hand Gathering Chain Adjust Support	148.05
176304CH	12	2	800 Series Stalk Roll Knife	14.15
1327126CH	12	2	900 and 1000 Series Stalk Roll Knife	14.15
176301CH	13	1	800 and 900 Series Stalk Roll Drive Coupler	18.49
199158CH	14	2	900 Series Right Stalk Roll Spiral Point	270.25
176291CH	15	12	800 Series Left Hand Stripper Plate	20.00
199381CH	15	12	900, 1000 Series Left Hand Stripper Plate	19.75
176307CH	17		800 & 900 Series Stalk Roll Point Pin	5.25
199158CH	18	2	900 Series Left Stalk Roll Spiral Point	270.25
176311CH	19		800-900 Series Lower Stalk Roll Support Bushing	9.44
1347176CH	20	10	900 Series Gather Chain Guide Support	18.30
176286CH	23	5	800 and 900 Series Left Hand Gathering Chain Adjust Bracket	42.25
199371CH	24	12	Left Hand 900 Series Gathering Chain Idler Support	148.05
118Hex	25		Drive Shaft, 1-1/8, Hardened for superior durability	1.95/inch
176371KIT		10	800 Series Gathering Chain Drive Conversion Kit	61.64
176357CH	4		800 Series Upper Bushing	20.72
176374CH	1		800 Series Lower Bushing	6.35
800RG		0.3	800-900 Chain Tightener Guide Repair Kit	10.95
199479CH		0.3	900-1000 Series Upper Bushing	5.93
199490CH		5	900-1000 Gathering Chain Drive Shaft	47.04

Snouts



Part #	Description	Price \$
176233CH	800, 900, 1000 Series Outside L.H. w/point	178.95
176234CH	800, 900, 1000 Series Outside R.H. w/point	178.95
176237CH	Snout Point, 800, 900, 1000 Series	15.95
176228CH	800, 900, 1000 Series Narrow Row Center w/point	206.10
176227CH	Center Point 800, 900, 1000 Series	17.89
176221CH	800, 900, 1000 Series Wide Row Center w/point	227.25

Complete Polytin Kits for Cornheads

Part #	Application	Price \$
PTK83090AH	8 Row 30" for 983, 1063	3,795.00
PTK83098AH	8 Row 30" for IH 883	3,995.00
PTK63090AH	6 Row 30" for IH 963	2,915.00
PTK63098AH	6 Row 30" for IH 863	3,195.00

Polytin



Part #	Application	Wt.	Description	Price \$
PLHS90A	30" to 40" rows	20	Left hand snout	149.95
PS3090A	30" rows	25	Center snout	159.25
PD30908A	30" rows 883, 983, 1063	47	Center divider	219.96
PD3090A	30" rows 900, 100	47	Center divider	285.25
PRHF90A	30" to 40" rows	55	Right hand fender	296.25
PRHS90A	30" to 40" rows	20	Right hand snout	149.95
PLHF90A	30" to 40" rows	55	Left hand fender	296.25

Outside Rear Fenders

*Great Quality!
Only from
THE
Company!*

Part #	Description	Price \$
199504CH	900 & 1000 Series Right hand	371.85
176191CH	800 Series Left hand	336.27
199503CH	900 & 1000 Series Left hand	371.85
176192CH	800 Series Right hand	336.75

Polytin Replacement Parts

The Polytin Advantage:

- Less Cost
- Needs No Paint
- Will Stand More Abuse Than Tin
- Replaces OEM Parts With No Or Little Change
- Less Crop Sticking
- Less Weight
- Stainless Steel Reinforcing for Longer Wear

Part #	Description	Price \$
PW30R	RH Snout N/W rows IH & JD	17.95
PW30L	LH Snout N/W rows IH & JD	17.95
PW31L	30" LH CENT SNOUT IH & JD	17.10
PW36L	36" LH CENT SNOUT IH & JD	17.75
71364963NP	Pt for all IH & JD Snouts Stainless Steel Wear Strips	19.71
PW31R	30" RH CENT SNOUT IH & JD	17.10
PW36R	36" RH CENT SNOUT IH & JD	17.75

Case - IH

CORN HEAD

Trough Repair Panels



Cornhead Trough Repair Panels

- Other makes and models available—Just Call
- Other model troughs can be made to order

Part #	Make & Model	Wt.	Description	Price \$
176118H	IH 863 & 883	18 lbs.	Bottom Center Trough	130.50
322341H	Case/IH 963 & 1063	13 lbs.	Back Left Angle Sheet	98.44
179508H	IH 863	12 lbs.	Bottom Right Trough	251.00
179507H	IH 863	12 lbs.	Bottom Left Trough	251.00
199752H	Case/IH 963, 983, 1063, 1083	17 lbs.	Bottom Center Trough	127.05
319209H	Case/IH 963 & 1063	11 lbs.	Bottom Right Trough	157.35
319208H	Case/IH 963 & 1063	11 lbs.	Bottom Left Trough	157.35
199783H	Case/IH 963 & 1063	13 lbs.	Back Right Angle Sheet	43.35

Poly Trough Lining

Part #	Application	Wt.	Price \$
PL8442	844 W/ 42" OPENING	25	233.26
PL9632	963/1063 W/ 42" OPENING	30	264.95
PL9442	944/1044 W/ 42" OPENING	25	239.95
PL8832	883 W/ 42" OPENING	35	428.00
PL8633	863 W/ 33" OPENING	30	265.77
PL8443	844 W/ 33" OPENING	25	218.00
PL9832	983/1083 W/ 42" OPENING	35	444.95
PL8632	863 W/ 42" OPENING	30	252.75


Stalk Roll Update Kit

800, 900, 1000 Series (Water Pump Style Bearing)

Includes spiral, support, bearings, shims, four knives, rear coupler and hardware.

Part #	Wt.	Price \$
IH1000SRKH	120 lbs	490.00


Corn Head Knives



Part #	Application	Wt.	Price \$
176304CH	Fits 800 Series heads	2	14.15
1327126CH	RH, LH Fits 900 & 1000	2	14.15
86977538H	IH 2200 Series	3	49.95

Hydraulic Adjustable Deck Plates

800, 900, 1000



Part #	Description	Price \$
IH3012HDPK	30" 6 ROW ASSEMBLY	4,495.00
IH308HDPK	30" 12 ROW ASSEMBLY	3,095.00
IH306HDPK	30" 8 ROW ASSEMBLY	2,395.00

Gathering Chains



Roller Type Chain fits original sprockets perfectly & gives more efficient operations and longer life. Each chain completely assembled, ready to use!

Part #	Wt.	Description	Price \$
654164RH	8	All 200, 400, 700 Series CA2060H	78.36
176279CH	6	All 800, 900, 1000 Series Heads CA555	CALL

Lower Idler Sprockets



Part #	Application	Avg. Wt.	Price \$
155915CH	700 Series Heads 3/4 Bore	2 lbs.	47.51
176283CH	800-900-1000 Series Heads 5/8 Bore	2 lbs.	11.95

Gathering Chains

Drive Sprockets

Part #	Model Application	Avg. Wt.	Price \$
176357CH	800, Upper Bushing lower bushing 900, 1000	2	20.72
199497CH	900, 1000 Series w/Key Way	2	21.95
199479CH	900, 1000 Upper bushing	2	5.93
176371CH	800, Drive Shaft	2	58.10
199490CH	900, 1000 Drive Shaft	2	47.04
176374CH	800 Lower bushing	2	6.35
176278CH	800, Pinned	2	19.53
176371KIT	Convert 800 pin Style Sprocket and shaft to late key style w/bushings	2	61.64
166144CH	700 Series	2	69.93

Rubber Ear Savers



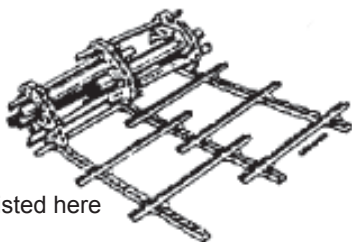
Part #	Application	Wt.	Price \$
199097CH	800-900-1000	0.5 lb.	4.00

Don't see your model listed?
Give us a call, we can likely find the parts you need!

John Deere

FEEDER HOUSE

Feeder Chains



- Made in North America
- Heavy duty construction
- Bolted, not riveted
- Chain size is CA550 for all listed here
- Weight is in lbs.

Part #	Application	Links	Center to Center on Sprockets	Wt.	Price \$
AH116718H	8820, Titans T-slat wide spaced	96	21 1/8"	210	655.84
AH116712H	4400, 4420, 4425, T-slat wide spaced	86	16"	140	407.98
AH116713H	6600, 6620, Titans T-slat wide spaced	86	19"	140	491.70
AH137845H	9400, 9410, 9450, 9500, 9510, 9550, CTS, CTS II, 9650STS, 9750STS, 9750STS, T-slat closed spaced with chrome pins	101	23 3/4"	250	830.97
AH143400H	9600, 9610, 9650, T-slat Closed spaced with chrome pins	101	19 3/8"	320	1,199.30
AH116716H	7700, 7720 Titans T-slat wide spaced	85	24 3/8"	180	474.49
AH143399H	9600, 9610, 9650, T-slat Closed spaced with plain pins	101	19 3/8"	241	1,011.81


Feeder Chain Sprockets



Our John Deere Feeder Chain Sprockets weigh approximately 3 lbs.

Part #	Application	Price \$
H118583H	6620 to 8820	50.45
H121435H	3300 to 7700	45.95

Replacement Conveyor Drums



Part #	New Item	Wt.	Price \$
AH108852H	4400	50	274.05

Header Drive Shafts

Part #	Wt.	Description	Price \$
H89308H	45.0	All 6600	383.41
JD9424H	.5	Bearing	CALL
H114617H	43.0	Fits All 4400 & 4420	389.20
AH10199	.5	Bearing LH	117.70
H89309H	51.0	All 7700 Spacer & Key 9424	297.25
JD9424H		Bearing RH	CALL
WPS112GRC	.5	Bearing RH and Left Hand	15.48

JD Lower Header RH Drive Shaft



Part #	Application	Wt.	Price \$
AH97641H	6620 with reverser drive	53.0	415.18
AH97643H	8820 with reverser drive	59.0	332.05
AH97642H	7720 with reverser drive	53.0	481.95
H115230H	4400, 4420, 6600 & 7700 without reverser	35.0	234.55

Rubber Paddle Blades for Sidehill Combines

Part #	Description	Price \$
H111308H	JD 6600, 6620, side hill Lower shaft Two used side hill	43.33
H88167H	JD 6600, 6620 Upper shaft Two used	12.00
H88168H	JD 6600, 6620 SH, Center shaft Eight used	29.99

Feederhouse Bottom Replacement Sheets

Exceeds OEM Specifications Check Dimensions To Ensure Proper Order #

Part #	Application	Wt.	Price \$
AH83620H	7700, 7720 UPPER BACK BOTTOM REG LGTH	75	223.15
AH89527H	6600, 6620 FALSE BOTTOM SN 310, 499 44" REG LENGTH	67	CALL
AH94031H	6600, 6620 FALSE BOTTOM SN 310, 500 EXCEPT SIDEHILL, 46-1/4" REG. LENGTH	67	CALL
AH83618H	6600, 6620, (EXCEPT SIDEHILL) UPPER BACK BOTTOM REG. LENGTH	45	246.15
AH137733H	9400, 9500 BOTTOM FLOOR	210	CALL
AH159704H	9600, 9610 BOTTOM FLOOR	250	786.95
AH124955H	7720 FALSE BOTTOM 43 1/2 X 52"	75	CALL
AH124954H	7720 FALSE BOTTOM 43 1/2 X 37"	50	CALL

THRESING


Chrome Bar

Part #	Model	Wt.	Description	Price \$
K12044C	6600, 6620, T II	85 lbs.	Angle set of 8	527.95
K12045C	7700, 7720, T II	107 lbs.	Angle set of 8	578.95
K12065C	8820, Titan II	130 lbs.	Angle set of 8	660.41
K12095C	9400, 9500, 9510, 9550, 9560, CTS	140 lbs.	Angle set of 10, 2 rows of 3/8 holes	703.25
K12096C	9600, 9610	165 lbs.	Angle set of 10, 2 rows of 3/8 holes	815.95

Standard Bar

Part #	Model	Wt.	Description	Price \$
K12096	9600, 9610, 9650, 9660	165	Angle set of 10, 2 rows of 3/8 holes	508.48
K12095	9400, 9500, 9510 9550, 9560, CTS	140	Angle set of 10, 2 rows of 3/8 holes	418.04
K12065	8820, Titan II	130	Angle set of 8	366.70
K12043	4400, 4420	74	Angle set of 8	370.00
K12044	6600, 6620, T II	85	Angle set of 8	379.95
K12045	7700, 7720, T II	107	Angle set of 8	355.00

Concaves



Part #	Application	Description	Price \$
KC440015	4400	15 Cross Bars	517.47
KC9600	9600	14 Cross Bars	944.13
KC9500	9400, 9500	14 Cross Bars	879.95
KC8820	8820	13 Cross Bars	715.85
KC770013	7700 SN8001 up and all 7720	13 Cross Bars	587.95
KC770015	7700 SN up to 8000	15 Cross Bars	558.25
KC660013	6600	13 Cross Bars	538.97
KC660015	6600	15 Cross Bars	643.55
KC440013	4400, 4420	13 Cross Bars	530.46

GRAIN HANDLING

Sieves

Part #	Application	Price \$
AH99750H	6600-6602, Early 6620-6622	504.13
AH106772H	7700, 7720	617.84
AH172951H	9400 thru 9660CTS (need 2)	347.80
AH130386H	8820 Titan II w/o corner units	825.19
AH172950H	9600, 9610, 9650, 9660 (need 2)	347.71
AH97998H	8820	764.61
AH87876H	4400, 4420	477.20
AH130380H	6620, 6622 Titan II w/o corner units	793.88
AH130383H	7720, 7721 Titan II w/o corner units	709.92

John Deere

GRAIN HANDLING

Bottom Sieves



Part #	Application	Price \$
AH130387H	6620, 6621 Titan II	539.33
AH130160H	9400 thru 9660CTS (need 2)	305.01
AH130391H	8820 Titan II	722.97
AH96772H	8820 Ser ↓, 610, 700	655.62
AH96771H	7700, 7720	565.65
AH85352H	6600, 6620	397.45
AH85351H	4400, 4420	525.48

Straw Walkers

Part #	Description	Price \$
AH135381H	9400	CALL
AH99693H	Lip type 4400, 4420	564.05
AH135380H	9500, 9600	CALL
AH93701H	Lip type, 6600 and 7700	627.20
AH94469H	Lip type, 6620, 7720 and 8820	681.25

Straw Walker Grating



Why replace your entire Straw Walker if only your grates are bad?
Our Grates are 4' long and weigh approx. 5 lbs.

Part #	Application	Price \$
JD8031	6600 Thru 8820	75.99
JD8030	4400, 4420	72.79

Straw Walker Driven Sprockets



Our John Deere Straw Walker Driven Sprockets have a Tooth of 49 and 50 Chain. They weigh approx. 7 lbs.

Part #	Application	Price \$
H93463H	7720, 8820	55.68
H100778H	6620	49.45
H86128H	6600, 105801, 7700 Ser #111901 ↑	99.95
H76434H		CALL

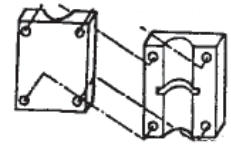
Walker/Shoe Drive Sprockets



Our JD Walker/Shoe Driven Sprockets weigh approx. 5 lbs.

Part #	Tooth	Chain	Application	\$
AH92689H	15/15	60	7720 Ser #610500 ↓, 8820 Ser #610700 ↓	70.50
AH115268H	15/18	60	7720 Ser #610501 ↑, 8820 Ser #610701 ↑	50.24
AH93152H	15/18	50	6620 Ser #610300 ↓	46.55
AH115267H	18/15	60/50	6620 Ser #610301 ↑	54.38
AH87249H	15/15	50	6600, 105801, 7700 Ser #111901 ↑	42.46
AH84243H	15	50	6600, 105800, 7700 Ser #111900 ↓	23.56

Straw Walker Blocks Kits



Part #	Application	Price \$
H119613H	6600, 7700	24.69
H119614H	6620, 7720, 8820	24.43


Chopper Parts



Part #	Application	Wt.	Description	Price \$
H112674H	7720	60.0	Corn Door	263.10
H149832H	7700, 7720	75.0	Bottom Knife Sheet	253.00
H149831H	6600, 6620	65.0	Bottom Knife Sheet	CALL
H149830H	4400, 4420	50.0	Bottom Knife Sheet	CALL
H112271H	4400, 4420, 6600, 6620, 7700, 7720, 8820	35.0	Right Hand Side Sheet	110.95
H143048H	9400, 9410, 9500, 9510	82.0	Bottom Knife Sheet	CALL
H112675H	8820	60.0	Corn Door	325.00
H143047H	9600, 9610	82.0	Bottom Knife Sheet	394.40
H85165H	6620	50.0	Corn Door	228.45
H85164H	4400	40.0	Corn Door	202.50
H112272H	4400, 4420, 6600, 6620, 7700, 7720, 8820	35.0	Left Hand Side Sheet	CALL
H149833H	8820	75.0	Bottom Knife Sheet	CALL

Chopper Knife Kits

- All kits contain hardware and bushings
- Made in U.S.A.
- Heat treated and tungsten coated to exceed OEM!
- Free Freight in quantities of 4 or more. Individual Kit wt avg. 4 lb.



Part #	OEM Part #	Application	Knives per kit	Qty.	L	Price \$
AH126851H	AH126851	55, 4420, 3300, 6600 Drum Style		6	9-1/4	19.20
H88809H	H88809	7700, 7720, 8820, 9400, 9500, 9600 Drum Style		6	8-7/16	13.50
H21219H	H21219	3300-7700 not Drum Style, sits on shaft		6		23.20
K142141H	H142141	All 9500, 9600 Double edged Knife Stationary				5.00

Shoe Supply Auger

Part #	Application	Wt.	Price \$
AH130424H	9400, 9500, 9600 right Hand	21 lbs.	147.61
AH95943H	6600 to 8820 All models right Hand	43 lbs.	209.10
AH130425H	9400, 9500, 9600 left Hand	21 lbs.	138.86
H84838H	Wood block, support for All models 6600-8820	.5 lb.	13.42
AH95944H	6660 to 8820 All models left Hand	43 lbs.	209.10

Clean Grain Augers

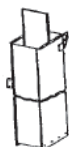


Part #	Application	Wt.	Price \$
AH107400H	8820 (below 464350)	50 lbs.	208.89
AH107442H	7720	47 lbs.	200.42
AH162154H	9450, 9550, 9650, CTS	90lbs	468.73
AH105856H	8820 (above 464351)	55 lbs.	231.73
AH91468H	6600	40 lbs.	207.08
AH141577H	9400, 9500	39 lbs.	353.27
AH141576H	9600, 9610	54 lbs.	321.61
AH128733H	9600 ↓SN 635, 474, 7.5" O.D.	90lbs	CALL
AH91283H	6620	42 lbs.	204.02
AH91469H	7700	47 lbs.	232.44

John Deere

GRAIN HANDLING

Clean Grain Elevator Housing



Part #	Fits	Price \$
AH112164H	6600, 7700 Late 6620, 7720 Early	789.25

Clean Grain Elevator Chains

Part #	Application	# Link	Paddle Size	Wt.	Price \$
AH87747H	4400, 4420, 6600, 6620, 7700, 7720	108	5 15/16" x 3"	38	175.05
AH162441H	9400, 9410, 9500, 9510	144	6" x 4 3/16"	52	246.95
AH134818H	8820 ↑ SN 464351	108	7 7/8" x 3"	43	228.81
AH87745H	3300, 4400, 4420	100	4 3/4" X 2 1/2"	34	133.95

Clean Grain Elevator Sprockets

Lower

Part #	Application	Shaft Size	#Teeth	Price \$
H91334H	6600, 6620, 7700, 7720, 8820 ↓ SN 464350	1.25	8	39.20
H91334H	8820 ↑ SN 464351, 6620 SN ↑ 610300, 7720 SN ↑ 610501	1.25	8	39.20
H91334H	9400, 9500, 9510	1.25	8	39.20
H63578H	3300, 4400, 4420	1.0	7	24.25
H108576H	4400, 4420, 6600, 6620, 7700, 7720	1.0	8	34.85

Upper

Part #	Application	Shaft Size	# Teeth	Price \$
H63577H	3300, 4400, 4420	1.0	7	35.72
H108576H	4400, 4420, 6600, 6620, 7700, 7720	1.0	8	34.85
H108576H	6600, 6620, 7700, 7720, 8820 ↓ SN 464350	1.0	8	34.85
H128576H	9400, 9500, 9510	30mm	8	46.41

Return Grain Augers



Part #	Application	Wt.	Price \$
AH122337H	8820, SN61071 ↑	51 lbs.	240.63
AH146322H	9400, 9500, 9410, 9510, 9550, 9650 W 1 3/8" SHFT	70	214.85
AH122336H	7720	43 lbs.	211.34
AH146313H	9600, 9610, 9650 W/ 1 3/8" SHFT	70	249.33
AH96279H	8820, SN610700 ↓	51 lbs.	240.63
AH76130H	4420, 4400	26 lbs.	146.53
AH75836H	6600	36 lbs.	157.04
AH122335H	6620 75.5 long	37 lbs.	186.15
AH76092H	7700	33 lbs.	175.26

Return Grain Elevator Housing

Part #	Price \$
AH96371H	639.89



Return Elevator Chains

Part #	Application	Links	Paddle Size	Wt.	Price \$
AH98032H	6620 (above 610300), 7720 (above 610501), 8820	144	6" x 3"	40	204.89
AH131074H	9400-9660CTS	153	6" x 3"	38	220.93
AH96388H	6600, 7700, Early 6620 & 7720	144	4 3/4" x 2 1/2"	39	177.20

Return Elevator Sprockets

Lower

Part #	Application	Shaft Size	Teeth	Price \$
H108576H	8820 ↑ SN 464351, 6620 SN ↑ 610300, 7720 SN ↑ 610501	1.0	8	34.85
H28H	9400, 9500, 9510	1.0	8	CALL
H63578H	4400, 4420, 6600, 6620, 7700, 7720	1.0	7	24.25
H63578H	3300, 4400, 4420	1.0	7	24.25
H99472H	6600, 6620, 7700, 7720, 8820 ↓ SN 464350	1.0	7	40.90

Return Elevator Sprockets

Upper

Part #	Application	Shaft Size	# Teeth	Price \$
H63578H	3300, 4400, 4420	1.0	7	24.25
H108576H	8820 ↑ SN 464351, 6620 SN ↑ 610300, 7720 SN ↑ 610501	1.0	8	34.85
H63578H	4400, 4420, 6600, 6620, 7700, 7720	1.0	7	24.25
H134603H	9400, 9500, 9510	hex	8	33.42
H63578H	6600, 6620, 7700, 7720, 8820 ↓ SN 464350	1.0	8	24.25

Grain Tank Loading Augers



Part #	Fits	Wt.	Price \$
AH90624H	6600 SN156501 ↑	29	242.28
AH127728H	6620, 7700 SN 163901 ↑	44	265.84
AH136635H	9400 SN640101 ↑, 9500 SN640202 ↑	41	430.16
AH127730H	Grain tank loading Auger for All 8820	40	326.95
AH127729H	Grain tank loading Auger for All 7720	39	328.71
AH83541H	Universal joint for grain tank loading Auger	1	15.95
AH136091H	9400 SN640100 ↓, 9500 SN640200 ↓	36	274.91

Grain Tank Loading Auger Housing



Part #	Application	Wt.	Price \$
AH77064H	loading Auger tube for 7700 SN163900 ↓	17 lbs.	275.86
AH98300H	loading Auger tube for All 7720 and 8820	35 lbs.	231.33

Horizontal Unloading Augers

Part #	Application	Length	Price \$
AH99394H	6600-7700 long Auger	144"	467.09
AH123436H	6620 thru 9600, 9610 with 14 ft. Auger	165"	CALL
AH143729H	6620 thru 9600, 9610 with 17 ft. Auger	201"	696.85

Rubber Unloading Auger Spout



Part #	Application	Wt.	Price \$
H149780H	6620, 7720, 8820, 9400, 9500, 9600	7 lbs.	55.00
H85939H	6600, 7700	7 lbs.	36.50

Unloading Auger Tubes

Part #	Description	Price \$
AH112865H	Solid 17 ft. 6620, 7720, 8820, 20 ft. 9400, 9500, 9600	842.33
AH101599H	4420 solid	723.38
AH87107H	4400 -137" long solid	640.87

Unloading System

Part #	Wt.	Description	Price \$
H149869H	8	Bevel gear (2) used in angle gear box at top unloading auger	103.23
H215085H	12	Vertical shaft - splined, drives vertical Auger	127.47
AH123930H	7	Auger tube "donut" - I.D. spline used at bottom end of vertical auger	87.34
H128861H	7	Auger tube "donut" - I.D. spline. Used at top end of vertical auger, also at drive end of horizontal auger.	104.42
AH86634H	46	Unloading auger countershaft for 6600 & 6620, 75 5/8" long	140.46
AH86633H	43 lbs.	Unloading, auger countershaft for 4400 & 4420, 64 5/8" long	156.40

Combine Auger Swing Cylinders

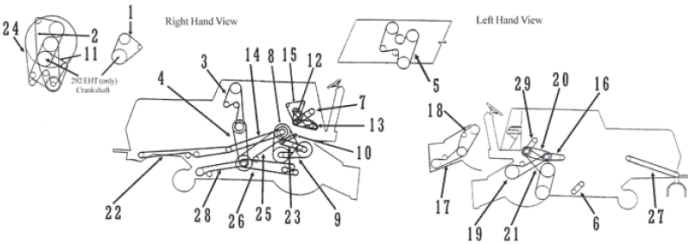
Part #	Application	Wt.	Price \$
X27186H	Late 6620 7720 8820 Early 9400 9500 9600	18 lbs	412.95

COMBINE

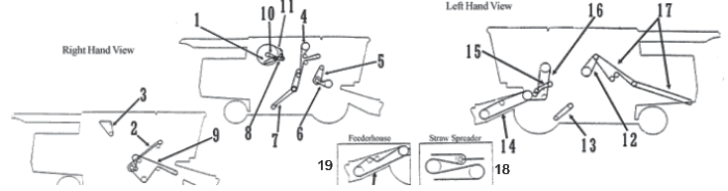
John Deere

BELTS

3300-4400



9400 9500 9500SH 9600



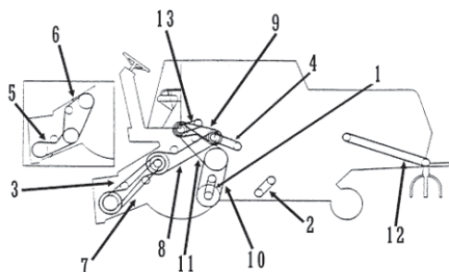
Part #	Ref	Application	Description	Price \$
H30634HG	1	4400	Alternator & Water Pump 292 Gas, 2924Ta	10.32
H80897HG	2	3300	Alternator & Water Pump	8.72
H80896HG	2	4400 (To 202603)	Alternator & Water Pump	7.98
H82724HG	2	4400 (202604 up)	Alternator & Water Pump 329Dh-02&03	11.06
E60212HG	3	3300 (To 101300), 4400 (To 151500)	Clean Grain Elev, U-Joint Loading Auger	29.43
H87648HG	3	3300 (150001 up), 4400 (151501 up)	Clean Grain Elevator	43.87
H23817HG	4	3300, 4400	Clean Grain Elevator Countershaft	39.90
H81222HG	5	4400	Clean Grain Elevator, Loading Auger Ext	36.31
H80726HG	6	3300, 4400	Cleaning Fan	47.34
H80896HG	7	3300 Gas (to 100000), 4400 Gas (to 151500) 4400 Diesel (to 101300)	Compressor, A/C 292 Gas, 329 Diesel	7.98
H81742HG	7	3300 Diesel (To 100000)	Compressor, Ac	8.13
H63772HG	7	3300 (100001-101300)	Compressor, Ac	CALL
H86273HG	7	3300 (150001 up)	Compressor, Ac	8.26
H86275HG	7	4400 (151501 up)	Compressor, A/C 6329DH-01	7.89
H77683HG	7	4400 (S/N 101301-151500)	Compressor, A/C 329 DIESEL	6.63
H75816HG	8	3300, 4400	Cylinder Intermediate Shaft	78.06
AH-80500HG	9	3300, 4400	Cylinder	52.65
H83078HG	10	3300, 4400	Cylinder Tachometer	7.12
H86273HG	11	3300	Engine Fan And Rotary Screen Drive Shaft	8.26
H86275HG	11	4400	Engine Fan And Rotary Screen Drive Shaft	7.89
H94373HG	12	4400 (250501 up)	Engine Fan	8.46
H79236HG	12	3300 (To 100000), 4400 (To 101300)	Engine Fan	8.46
H86271HG	12	3300, 4400 (To 250500)	Engine Fan, Cab W/Air Conditioning	8.12
H79235HG	13	3300 (To 100000), 4400 (To 101300)	Engine Fan Countershaft	8.46
H20407HG	14	3300, 4400	Front Straw Chopper	32.19
H82479HG	15	4400	Governor	8.28
H77683HG	16	3300, 4400	Hydrostatic Reel Pump	6.63
AH-87197HG	17	4400	Platform And Corn Head Lower Variable	37.66
AH-76154HG	17	4400 (Long Feeder-house)	Platform And Corn Head	63.85
P46553HG	18	4400	Platform And Corn Head Middle Variable	83.12
H76028HG	19	3300, 4400	Platform And Feeder House Upper	58.84
AH-98052HG	20	3300, 4400	Primary Countershaft	45.43
H75911HG	21	3300	Propulsion (Requires 2 - Upper & Lower)	102.95
H75847HG	21	4400	Propulsion (Requires 2 - Upper & Lower)	88.31
H79787HG	22	3300, 4400	Rear Straw Chopper	56.16
H86060HG	23	3300 (853), 4400 (To 101300)	Rotary Deflector	10.06
H86039HG	23	3300 (100001 up), 4400 (101301 up)	Rotary Deflector	10.68
H86259HG	24	3300 (100001 up), 4400	Rotary Screen	11.90
H138762HG	25	3300, 4400 (Replaces H80103)	Secondary Countershaft	46.91
H79285HG	26	3300, 4400	Shoe Grain Supply Augers	20.85
H80159HG	27	3300, 4400	Straw Spreader	19.49
E63031HG	28	3300, 4400	Tailings Lower Auger	25.40
H76136HG	29	3300, 4400	Unloading Auger Countershaft	17.71

Part #	Ref	Application	Description	Price \$
H134772HG	1	9400 (To 640100)	Air Conditioning Compressor	9.77
H101813HG	1	9400 (S/N 640101-650100)	Air Conditioning Compressor	9.42
H134437HG	1	9500 (To 645200), 9600 (To 631200)	Air Conditioning Compressor	9.98
H81742HG	1	9500/SH (645201-650200) 9600 (631201-647500)	Air Conditioning Compressor	8.13
H80896HG	1	9400 (650101 up) 9500/9500SH (650201 up)9600 (647501 up)	Air Conditioning Compressor	7.98
H128010HG	2	9400, 9500/9500SH, 9600	Secondary Countershaft	51.06
RE44538HG	3	9400 (To 640100) 9600 (630401-631200)	Alternator	22.17
H101813HG	3	9400 (640101 up) 9500/9500SH (665201 up) 9600 (645301 up)	Alternator (Upper)	9.42
H134344HG	3	9500/9500SH (To 665200)	Alternator (Low Power)	10.59
R73189HG	3	9500/SH (635201-645200) 9600 (635301-643000)	Alternator	6.31
H137830HG	4	9400 (To 640200)	Clean Grain Elevator	100.27
H141167HG	4	9400 (640101 up), 9500/SH (640201 up)	Clean Grain Elevator	95.90
H135458HG	4	9600 (To 640300)	Clean Grain Elevator	98.03
H141166HG	4	9600 (640301)	Clean Grain Elevator	95.91
H210476HG	5	9400, 9500/9500SH, 9600	Cylinder Intermediate Drive	184.25
H137670HG	5	9400, 9500/9500SH	Cylinder Intermediate Drive (Ext Range)	217.42
H115881HG	6	9400, 9500/9500SH, 9600	Cylinder Drive Reg Dual & Single Range	127.62
H145994HG	6	9400	Cylinder Drive, Extended Range	125.81
H118618HG	6	9400, 9500/9500SH, 9600	Cylinder Drive, Slow Speed	130.89
N110085HG	7	9400, 9500/9500SH, 9600	Tailings Auger & Elevator, Lower	47.85
H134216HG	8	9400 (To 640505), 9500/SH (To 642578)	Rotary Screen Drive	22.08
H146636HG	8	9400 (640506 up), 9500/9500SH (642579 up) 9600 (645301 up)	Rotary Screen Drive	10.36
H133577HG	8	9600	Rotary Screen Drive (Round Belt)	22.56
H131169HG	9	9400, 9500/9500SH, 9600	Shoe, Straw Walker And Conveyor Augers	85.78
H153297HG	10	9500/9500SH, 9600 (641717-662523)	Cooling Fan, High Power	38.20
H132809HG	10	9400	Cooling Fan, Low Power	12.45
H132808HG	10	9400, 9500 (Low Power), 9600 (To 641716)	Cooling Fan, High Power	14.25
H143869HG	11	9400 (To 640505) 9500/9500SH (642578 up) 9600 (S/N 636635-641716)	Rotary Screen	51.64
H145158HG	11	9400 (640506 up) 9500/9500SH (642579 up) 9600 (641717 up) (Replaces H45158)	Rotary Screen	37.85
AH158880HG	12	9400, 9500/9500SH, 9600	Unloading System	58.60
H140404HG	13	9400, 9500/SH (670201 up), 9600	Separator Fan, Regular Speed	53.89
H137264HG	13	9400, 9500/SH (to 670201), 9600	Separator Fan, Slow	61.07
H161648HG	14	9400, 9500/9500SH, 9600	Feeder House, Variable	142.35
AH163931HG	15	9400, 9500/9500SH, 9600	Beater Drive (75% Speed)	56.42
AH139436HG	15	9400, 9500/9500SH, 9600	Beater Drive (100% Beater Speed)	52.75
H125565HG	16	9400 (To 635100), 9500/9500SH (to 635200) 9600 (To 635300)	Header & Reel Pump	76.06
H151952HG	16	9400 (635101 up) 9500/SH (635201) 9600 (635301 up) (Replaces H140160)	Header & Reel Pump	86.51
H101436HG	17	9400	Chopper In Rear Position	34.82
E46113HG	17	9400 (To 640100)	Chopper In Windrow Or Forward Position	23.41
H27433HG	17	9400 (640101 up)	Chopper In Windrow Or Forward Position	25.94
H125381HG	17	9500/9500SH, 9600	Chopper In Rear Position	48.19
H125380HG	17	9400, 9500/9500SH, 9600	Front Chopper Drive	50.65
P47885HG	17	9500/9500SH (To 640200)	Chopper In Windrow Or Forward Position	29.54
H157726HG	17	9600	Front Chopper Drive, Fine Cut	95.87
H23950HG	17	9500/9500SH, 9600	Chopper In Windrow Or Forward Position	47.28
Z33774HG	18	9400	Straw Spreader	49.24
M140021HG	18	9500/9500SH	Strawspreader, Deck Drive	33.74
H128234HG	18	9500/9500SH, 9600	Straw Spreader	38.62
H126345HG	19	9400, 9500/9500SH, 9600	Feederhouse, Fixed W/ Reverser	93.93
H152180HG		9500-9500SH (SN 670201 & above)	Separator Fan, Slow Speed	62.24
H152146HG		9500-9500SH (SN 670201 & above)	Separator Fan, Regular	59.61

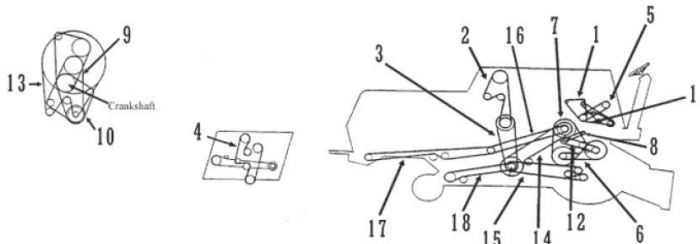
John Deere

BELTS

6600/7700 Left View



6600/7700 Right View



Part #	Ref #	Fits	Description	Price \$
T199THG	1	6600 (9583 up), 7700 (6208 up) 7700 Power Rear Wheel Drive (to 6207)	Charge Pump, Hydrostatic Drive	6.14
T12042HG	1	6600 (to 9582), 7700 (to 6207)	Charge Pump, Hydrostatic Drive	10.83
H108668HG	2	6600, 7700	Cleaning Fan	42.32
H77766HG	3	6600, 7700	Feeder Conveyor (Regular Feeder House)	35.94
H125380HG	3	6600, 7700	Feeder Conveyor (Long Feeder House)	50.65
H77683HG	4	6600, 7700	Hydrostatic Reel Pump	6.63
AH76154HG	5	6600, 7700	Platform & Corn Head Lower Variable	63.85
AH89436HG	5	6600 Sidehill	Platform & Corn Head Lower Variable	82.37
P46553HG	6	6600 (to 254350), 7700 (to 8000)	Platform & Corn Head Middle Variable	83.12
H84441HG	6	6600 (Eff S/N 254351), 7700 (Eff S/N 8001)	Platform & Corn Head Middle Variable	83.41
H77765HG	7	6600, 7700	Platform & Feeder House Lwr Regular	68.14
H79796HG	7	6600, 7700	Platform & Feeder House Lwr Long	84.31
H76030HG	8	6600 (to 254050) Except Corn Var. Speed 7700 All except Corn Variable Speed	Platform & Feeder House Upper	56.47
H23927HG	8	6600 (254051 up) (Corn Vari-Spd FH) 7700 (8001 up) For Corn Variable Speed	Platform & Feeder House Upper Vari-Spd	53.38
H84462HG	9	6600 (11501-304000) Sidehill (to 305672) 7700 362GH-01, 404DH-01 & 04 (to 5001)	Primary Countershaft	88.05
H108175HG	9	6600 Sidehill (305673-310500) 7700 404TH-01 (to 8001)	Primary Countershaft	92.68
AH75638HG	9	6600 (to 11500), 7700 (to 5000)	Primary Countershaft	110.50
H75847HG	10	6600	Propulsion Drive Lower	88.31
H75846HG	10	6600, 7700 (Eff S/N 111901)	Propulsion Posi-Torque Lower	108.36
H88576HG	10	6600 (to 156500)	Propulsion Hydrostatic Drive Lower	105.62
AH-84633HG	10	6600 (Eff S/N 156501), 7700	Propulsion Hydrostatic Drive Lower	94.21
H75847HG	11	6600	Propulsion Belt Drive Upper	88.31
H88576HG	11	6600 (to 156500)	Propulsion Hydrostatic Drive Upper	105.62
AH-84633HG	11	6600 (Eff S/N 156501), 7700	Propulsion Hydrostatic Drive Upper	94.21
AH-21301HG	11	6600 Sidehill (to 305672) 7700 404D, 404DH-04 (111901 up)	Propulsion Posi Torque Upper	163.65
AH-87127HG	11	6600 Sidehill (305673 up) 7700 404T, 404TH-01 (111901 up)	Propulsion Posi Torque Upper	102.09
H75846HG	11	7700 (to 115000)	Propulsion Belt Drive Upper	108.36
H26858HG	12	6600, 7700	Straw Spreader	24.69
H76150HG	13	6600 Sidehill (to 305672) 7700 362GH-01, 404DH-01 & 04 (8001 up)	Unloading Auger Countershaft	25.99
H84424HG	13	6600 Sidehill (305673 up) 7700 404TH-01 (8001 up)	Unloading Auger Countershaft	62.25

Part #	Ref #	Fits	Description	Price \$
AR41628HG	1	7700 (To 2800)	Alternator & Waterpump, (Gas)	25.62
AR41576HG	1	7700 (To 2800)	Alternator & Waterpump, (Diesel)	24.63
R52507HG	1	7700 (Eff 8001)	Alternator & Waterpump, 404Dh-04	11.65
R70871HG	1	7700 (8001-1639000)	Alternator & Waterpump, 404Th-01	9.55
H80897HG	1	6600 (To 105800)	Alternator & Waterpump	8.72
H79236HG	1	6600, 6404TH, 6404TH SH (305673) 7700 (163901 up)	Alternator & Waterpump, 6404Th & Sh	8.46
H85377HG	1	6600, 6404DH, 6404DH SH (To 305672)	Alternator & Waterpump, 6404Dh, Sh	9.19
H82724HG	1	6600, 329DH-01 (Eff 208511) 7700 (2801-8000)	Alternator & Waterpump. 329Dh-01	11.06
H80896HG	1	6600, 6329GH-02 (To 156500),	Alternator & Water Pump, 6329Gh-02,	7.98
H23950HG	2	6600, 7700	Auger, U-Joint Loading	47.28
H27433HG	3	6600, 7700	Clean Grain Elevator Countershaft	25.94
H77766HG	4	6600, 7700	Clean Grain Elevator	35.94
H81742HG	5	7700 404DH-04 (8001-163900)	Compressor, AC, 404DH-04	8.13
H80896HG	5	6600 (To 105800) 7700 404TH-01 (8001-163900)	Compressor, AC	7.98
H80897HG	5	7700 Gas (To 111900) 404DH-01 (To 8000)	Compressor, AC (Gas), 404DH-01	8.72
H77683HG	5	6600, 329 Diesel (105801-156500)	Compressor, AC, 329 Diesel	6.63
H86275HG	5	6600, 6329DH-01 (Eff 156501)	Compressor, AC, 6329DH-01	7.89
H87459HG	5	6600, 6404DH, 6404DH SH (To 305672) 7700 404DH-04 (Eff 163901)	Compressor, AC, 6404DH, 6404DH Sidehill	7.71
R71603HG	5	6600, 6404TH SH (To 310500) 7700 404TH-01 (Eff 163901)	Compressor, AC, 6404TH, 6404TH Sidehill	5.87
AH80505HG	6	6600 (To 821), 7700 (To 8000)	Cylinder 280-845 RPM	74.76
AH80503HG	6	6600 (To 821), 7700 (To 8000)	Cylinder 407-1228 RPM	48.47
H96423HG	6	6600 (13552-310500), 7700 (8001 up)	Cylinder 289-873 RPM SLOW SPD (INT SHAFT)	85.78
H96408HG	6	7700 (Eff 8001)	Cylinder 414-1250 RPM	64.05
H113749HG	7	6600 (To 310500), 7700	Cylinder, Intermediate Shaft	105.50
H161339HG	7	6600, 7700	Cylinder, Intermediate Shft, Heavyduty	123.84
H83077HG	8	6600, 7700	Cylinder Tachometer	5.06
H86271HG	9	6600 (To105800) (REPLACES H79237) 7700 404DH-01 (To 8000)	Engine Fan, 6404DH	8.12
H86272HG	9	6600	Engine Fan, 6329GH-02 & 6329DH-01	8.27
H84740HG	9	7700 404DH-04, 404TH-01 (8001-111900)	Engine Fan. 404DH-04, 404TH-01	13.29
H86273HG	10	6600, 6404TH, Sidehill (Eff 305673) 7700 404TH-01	Engine Fan & Rotary Screen Drive Shaft	8.26
H86274HG	10	6600, 6329GH-02 (To 156500), 6329DH-01	Engine Fan & Rotary Screen Drive Shaft	11.84
H137207HG	10	6600, 6404DH, Sidehill (to 305672) 7700 404DH-04	Engine Fan & Rotary Screen Drive Shaft	8.09
H86039HG	12	6600 (105801 up), 7700 (111901 up)	Rotary Deflector	10.68
H86061HG	12	6600 (To 105800), 7700 (1278-111900)	Rotary Deflector	10.58
H86259HG	13	6600, 7700	Rotary Screen	11.90
H77019HG	14	6600, 7700	Secondary Countershaft	53.87
H77010HG	15	6600, 7700	Shoe Grain Supply Augers	40.50
H138762HG	16	6600, 7700 (REPLACES H80103)	Strawchopper	46.91
H79789HG	17	6600, 7700	Straw Chopper, Rear	65.48
N110085HG	18	6600 (To 7500)	Tailings Lower Auger	47.85

Our quality replacement belts are not affiliated with original equipment manufacturers in any way.

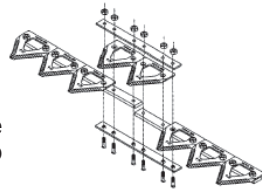
John Deere

PLATFORM

Sickles

200/900 Series

All our JD spliced sickles are Lite Super 7 extra heavy chrome top serrated! (less Head)



Part #	Description	Price \$
S352743	30' Chrome Sections	287.25
S352739	18' & 20' Chrome Sections	269.95
S352740	22' Chrome Sections	327.95
S352735	13' Chrome Sections	219.95
S352742	25' Chrome Sections	247.25
S352737	15' & 16' Chrome Sections	249.95
S352736	15' Chrome Sections	178.40
S352741	24' Chrome Sections	335.95
S352738	18 Chrome Sections	212.55

600 Series

Part #	Description	Price \$
S354609	20' Chrome Sections	456.95
S354610	25' Chrome Sections	565.95
S354611	30' Chrome Sections	690.95
S354612	30' Chrome Sections	783.95

Combine Sickle Sections

Type Key

US = Under Serrated

TS = Top Serrated

C = Chrome

R = Regular Gauge

H = Heavy 12 Gauge



Part #	Application	OEM #	Type	Wt.	Price \$
S203184	65, 95, 105, 1932 up	P49650H	TS-H	.2 lb	0.99
S204641	65, 95, 105, 1932 up	H21527H	TS-H-C	.2 lb	1.17
S204719	200 Series Platforms	H84413	TS-H	.2 lb	1.25
S204719	200 Series Platforms	H84415	TS-HC	.2 lb	1.25
S204317	Double Point 3"	Bolt On	TS-H-C	.2 lb	CALL
S204641	65, 95, 105, 1932 up	Z5664H	TS-R	.2 lb	1.17

Fingers



Part #	Description	Price \$
40600H	John Deere 200/900 Series	9.25
40628H	Hardware Kit	2.88
82475H	John Deere 600 Series Kit	11.75

Feed Plates

JD 200 Series

Part #	Size	Price \$
FP230	30' Poly Feed Plate Kit	594.95
FP213	13' Poly Feed Plate Kit	254.95
FP215	15' Poly Feed Plate Kit	293.95
FP216	16' Poly Feed Plate Kit	314.95
FP220	20' Poly Feed Plate Kit	415.95
FP222	22' Poly Feed Plate Kit	429.95
FP224	24' Poly Feed Plate Kit	474.95
FP225	25' Poly Feed Plate Kit	489.95
FP218	18' Poly Feed Plate Kit	354.95

Poly Bean Head Snoots

Part #	Application	Price \$
JD920PS	JD 200, 900 Series	1,395.00

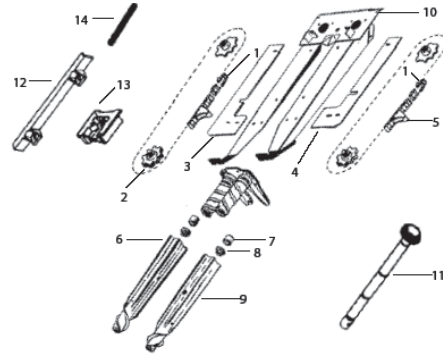


Combine Guards

Part #	Application	Price \$
MCM240A	Double Point Guard for all JD Platforms	8.15
MCM242	Dbl Point Guard with Attached Trash Bar 200 & 900 Platforms	CALL
MCM340	Triple Point Guard for all JD Platforms	18.60
MCM610	Triple Point (long/short/long) 600 Series	11.19
MCM615	Triple Point (short/long/short) 600 Series	11.19
MCM625	Hold Down for 600 Series	4.95

CORN HEAD

40 Series



Part #	Ref	Wt	Description	Price \$
H85252H	1	2.5 lbs.	Upper Gathering Drive Sprocket	14.95
AN102448H	2	2.0 lbs.	Lower Gathering Chain idler Sprocket (below Ser # 46650)	11.95
AH101219H	2	2.0 lbs.	Lower Gathering Chain idler Sprocket (above Ser # 46650)	11.95
N102068H	3	7.5 lbs.	Left and Right Hand Stripper Plate - Early 40 Series	19.25
H94952H	3	7.5 lbs.	Left and Right Hand Stripper Plate - Late 40 Series	19.66
AN102009H	5		Gathering Chain - All 40 Series	27.50
H104090H	6		Right Hand Stalk Roll - All 40 Series	64.95
JD9900H	7	.5 lb.	Stalk Roll Support Needle Bearing	10.27
AN102266H	8	.5 lb.	Stalk Roll Support Grease Seal	6.25
H104091H	9		Left Hand Stalk Roll - All 40 Series	64.95
AH143881H	11	4 lbs.	Drive Shaft w/Gear	82.91
N102802HS	12	4 lbs.	Steel Chain Guide	19.35
N102082H	12	6 lbs.	Cast Iron Chain Guide	37.62
N61703H	14	1 lb.	Tension Spring	4.95
N102082H	12	6 lbs.	Chain Guide Cast Iron	37.62
40SERGB	15	70 lbs.	Rebuilt Gear Box	850.00
UH84429H	13	7 lbs.	Used Front Idler Slide Support	CALL
H85252H	1	2.5 lbs.	Sprocket, Upper Gather Drive	14.95

40 Series

Snapping Rolls

For All John Deere 40 Series Heads



The real difference is in the price!

Part #	Wt.	Description	Price \$
H104091H	20 lbs.	Left Hand	64.95
H104090H	20 lbs.	Right Hand	64.95

Cast Iron Gathering Chain Guide



- Replaces standard Sheet metal Guide for more durability
- Fits All 40 Series Heads

Part #	Wt.	Price \$
N102082H	6 lbs.	37.62
N102802HS	4 lbs.	19.35

Rubber Cross Auger Paddle

- Fits All 40 Series John Deere Heads
- Made from new Rubber Stock with nylon Reinforcing, not old Tire Casings

Part #	Wt.	Price \$
H84583H	1 lb.	5.99



John Deere

CORN HEAD

Rubber Ear Savers

- Fits John Deere 40 Series Corn Heads
- Made in USA from new Nylon Reinforced Rubber Stock, not from old tires!



Part #	Wt.	Price \$
N101988H	.5 lb.	2.99

Snapping Roll Drive Shaft

- Fits All 40 and 90 Series John Deere Heads
- Solid Steel Shaft
- Precision Cut Gear



Part #	Wt.	Price \$
AH143881H	4 lbs.	82.91

90 Series

Deck Plates



Part #	Wt.	Description	Price \$
H154270H	9.0	Hard Surfaced Edged Right Hand or Left Hand Deck Plate	23.50
AH147773H	12.0	Hard Surfaced edged Left Hand Deck Plate with Hydraulic Adjust	67.95

Gathering Chains



Part #	Wt.	Description	Price \$
AH102009H	6.0	Gathering Chain w/Standard Pins for JD 90 Series	CALL
AH136671H	6.0	Gathering Chain w/Chrome Pins for JD 90 Series	49.95

Snapping Rolls



Part #	Wt.	Description	Price \$
H150138H	25.0	90 Series Cornheads w/straight Cast Rolls Left Hand	100.00
H150139H	25.0	90 Series Cornheads w/straight Cast Rolls Right Hand	100.00

900/200 Series Dividers

Part #	Description	Price \$
AH128368H	Right Hand	829.69
AH128369H	Left Hand	829.69

Hydraulic Adjustable Deck Plates

900 Series

Part #	Description	Price \$
JD90630HDPK	30" 8 ROW ASSEMBLY	2,395.00
JD90830HDPK	30" 12 ROW ASSEMBLY	3,095.00
JD901230HDPK	Rear Side Fender Hi Tin Right Hand	4,495.00

Complete Polytin Kits for Cornheads

Part #	Application	Price \$
PTK630JDAH	6 Row 30" for JD643 Hi/Lo Tin	2995.00
PTK436JDAH	4 Row 36" for JD444 Hi/Lo Tin	2350.00
PTK830JDAH	8 Row 30" for JD843 Hi/Lo Tin	3895.00

Polytin



Part #	Application	Wt.	Description	Price \$
PLHF40A	30" to 40" rows	Call	Left hand fender	342.47
PCT40	30" to 40" rows	25	Corn shield	137.55
PS3040A	30" rows	25	Center snout	159.10
PRHS40A	30" to 40" rows	20	Right hand snout	149.75
PRHF40A	30" to 40" rows	Call	Right hand fender	342.47
PD3040A	30" rows	47	Center divider	337.20
PLHS40A	30" to 40" rows	20	Left hand snout	149.75

Polytin Replacement Parts

The Polytin Advantage:

- Less Cost
- Needs No Paint
- Stands More Abuse Than Tin
- Replaces OEM Parts With No Or Little Change
- Less Crop Sticking
- Less Weight
- Stainless Steel Reinforcing for Longer Wear

Part #	Description	Price \$
PW30R	RH Snout N/W rows IH & JD	17.95
PW31R	30" RH CENT SNOUT IH & JD	17.10
PW36L	36" LH CENT SNOUT IH & JD	17.75
PW31L	30" LH CENT SNOUT IH & JD	17.10
PW36R	36" RH CENT SNOUT IH & JD	17.75
PW30L	LH Snout N/W rows IH & JD	17.95
71364963NP	Stainless Steel Wear Strips	19.71

Snoots

Part #	Description	Price \$
AH109667H	Outside LH Hi Tin also Fits 50 & 50A Series Row Crop Bean Head	193.75
AH129768H	Narrow Row 50-50A Series Row Crop Head w/point	261.93
AH109666H	Outside RH Hi Tin also Fits 50 & 50A Series Row Crop Bean Head	193.75
H85104H	Outside Snoot Skid	16.95
H84480H	Center Snoot Point	15.95
AH103631H	Outside Snoot Point	26.95
AH115403H	Outside L.H. Low Tin w/o point	208.95
AH129764H	Narrow Row Center Snoot no point	177.89
AH129766H	Wide Row Center Snoot no point	236.75
AH129769H	Wide Row 50-50A Series Row Crop Head w/point	316.25
AH115402H	Outside R.H. Low Tin w/o point	199.95

Rear Fenders

Part #	Description	Price \$
H82434H	Rear Side Fender Hi Tin Right Hand	630.25
H82435H	Rear Side Fender Hi Tin Left Hand	630.25
AH118342H	Rear Side Fender Low Tin Right Hand	630.77
AH118343H	Rear Side Fender Low Tin Left Hand	630.77

Poly Corn Head Trough Lining

Part #	Application	Wt.	Price \$
PL444	444/494	25	312.30
PL843	843/893	35	466.75
PL844	844/894	40	513.05
PL643	643, 693 & 693SH	30	337.65

Corn Head Trough Repair Panels

- Other makes and models available—Just Call



Part #	Make & Model	Wt.	Description	\$
51H	JD 643 ↑ SN 332701	11 lbs.	Bottom Right	CALL
146025H	Bottom Trough JD ↓ SN 467620	45 lbs.	Bottom Trough	153.95
82817H	JD 643 ↓ SN 332700	11 lbs.	Bottom Right & Left	64.35
102585H	JD 843	23 lbs.	Bottom Left	101.83
102584H	JD 843 ↓ SN 332700	23 lbs.	Bottom Right	101.83
82H	JD 843 ↑ SN 332701	23 lbs.	Bottom Right	CALL
124153H	JD 443 ↑ SN 467621	45 lbs.	Bottom Trough	CALL

Gathering Chains



Part #	Wt.	Description	Price \$
AN100651H	12	234, 334, 434, 634, CA2060 78 links	69.95
AN102009H	6	Fits all 40 Series Heads Endless	27.50
AH136671H	7	JD40 & 90 Series Heads w/chrome pins	49.95
AN100720H	12	235, 335, 435, 635 CA555 72 links	114.95

Corn Gathering Chain Drive Sprockets

Part #	Model Application	Avg. Wt.	Price \$
H85252H	40 Series	2	14.95

Lower Idler Sprockets

Part #	Application	Wt.	\$
AN102448H	40 Series Heads below SN 466450 - 5/8" Bore	2	11.95
AH101219H	40 Series Heads above SN 466451 - 5/8" Bore	2	11.95

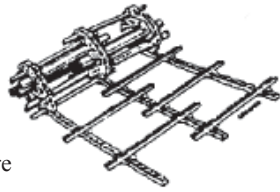


Massey Ferguson

FEEDER HOUSE

Feeder Chains

- Made in North America
- Heavy duty construction
- Bolted, not riveted
- Chain size is CA550 for all listed here
- Weight is in lbs.



Part #	Application	Chain	Links	Center to Center on Sprockets	Wt.	Price \$
278626MH	760, 860	CA550	81	17 15/16	222	830.99
278611MH	8560, 8570	CA557	125	19 1/4"	240	847.91
71449018H	8590, white 9700, 9720	CA557	112	21 1/8"	159	747.41
260273WH	750, 850	CA550	81	14 7/8"	166	CALL

Feeder Chain Sprockets


Part #	Wt.	Description	Price \$
243500MH	3	410, 510, 540, 550, 14 teeth	70.95



Replacement Conveyor Drums

Part #	Application	Wt.	Price \$
260094MH	MF 410 & 540 Q.A.	39	255.00
268835MH	MF 550 above 5947	50	303.25
278646MH	MF 750 & 850	66	360.80
278643MH	MF 760 & 860	70	310.30

Feeder Paddle Shafts



Part #	Wt.	Description	Price \$
258129MH	10.0	Feeder House MF750 (3 per machine) 1-1/2" dia. x 57-5/16" long	155.41
832087MH	.5	Bearing for above shaft	22.62
273001MH	45.0	65.5 long 760, 860 Bottom	CALL
284877MH	40.0	850 Top Shaft 58.250 long	244.69
832087MH	.5	Bearing LH & RH same	22.62
273002MH	45.0	MF760 (3 per machine) 1-3/4" dia. x 65 3/16" long	102.73
831822MH	.5	Bearing for above	10.96
833741MH	1.0	Bearing for above shaft	30.60

Sprockets now available for paddle shafts

Header Drive Shafts/Paddle Feeder



Part #	Wt.	Description	Price \$
842874MH	.5	Bearing LH & RH side for shaft above	35.38
274049MH	40.0	760, 860 70.125" long	219.95
832087MH	.5	Bearing LH side for shaft above	22.62
352976XH	.5	Bearing RH side for shaft above	17.29
258159MH	40.0	750, 850 70.125" long	253.82

Header Drive Shafts/Slat Feeder

Part #	Wt.	Description	Price \$
268317MH	7.0	510, 540, 550 1 3/4 x 12 1/2	122.95
831087MH	.5	Bearing, RH on both shafts above	14.27
831822MH	.5	Bearing, LH on both shafts above	10.96
268316MH	9.0	410, 540, 550 1 3/4 x 16 1/4	CALL

Header Drive Shaft Coupler Parts

Female Coupler

Part #	Description	Price \$
470040MH	Female coupler only.	56.70

Male Coupler

Part #	Description	Price \$
249674MH	Male coupler only.	91.52

Coupler Pin

Part #	Description	Price \$
249675MH	Coupler pin.	11.29



Combine Rubber Paddle Blades

Don't let worn out paddles limit your combine capacity.
Made from new multi-ply conveyor belting.
Easier to Install — the blades lay flat.
Exceeds OEM specs



Part #	Description	Price \$
293100MH	Used on 760, 860. Two used on Top Shaft	24.93
293033MH	Used On Combine Models 760 & 860. Eight used. Not for Top Shaft 56.5" 9 Holes	24.93
293054MH	Used On Combine Models 750, 850. Eight used. Not for Top Shaft 47 .25" 8 Holes	24.27
293179MH	Used On Combine Models 750, 850. Two used Per Machine on Top Shaft	23.40

THRESHING

Chrome Bar


Part #	Model	Wt.	Description	Price \$
K12055C	750, 850, 850 *	107 lbs.	Angle set of 8	593.13
K12067C	510, 550 *	89 lbs.	Angle set of 8	CALL
K12056C	760, 860 *	112 lbs.	Angle-5 hole set of 8	643.50

* Hi-Inertia (Cast Iron Spiders)

Standard Bar

Part #	Model	Wt.	Description	Price \$
K12054	760 Steel spiders	114 lbs.	Angle-7 hole set of 8	353.70
K12026	410	71 lbs.	Angle set of 8	217.54
K12027	510, 550	88 lbs.	Angle-9 1/2" c to c of holes set of 8	283.25
K12066	540	77 lbs.	Angle set of 8	241.35
K12067	510, 550 *	89 lbs.	Angle set of 8	308.88
K12053	750 Steel spiders	104 lbs.	Angle set of 8	304.21
K12055	750, 850, 850 *	107 lbs.	Angle set of 8	390.90
K12056	760, 860 *	112 lbs.	Angle-5 hole set of 8	480.67

Concaves



Part #	Application	Price \$
KC9700	9700, 9720, 8590 7 pieces	CALL
KC510	510 & 550 MF	724.95
KC750	750 MF Wide Space	1,224.95
KC760	760 MF Wide Space	786.10
KC410	410 Ser #11754 ↑, All 540	508.48
KC850	850 MF Wide Space	814.35
KC860	860 MF Wide Space	828.95

GRAIN HANDLING

Combine Grain Pans


MF Front Pans

Part #	Application	Avg. Wt.	Price \$
271481MH	760 Front Pans left	7 lbs.	113.69
272551MH	760 Front Pans right	7 lbs.	114.31
283011MH	750, 850 left Pan	7 lbs.	119.95
283010MH	750, 850 right Pan	7 lbs.	119.95
253357MH	750, 850 early Pans	7 lbs.	133.25
269860MH	510, 550 2 front Pans	7 lbs.	100.00

MF Grain Pans

Require Freight Quote


Part #	Application	Price \$
283004MH	760, 860 Pan complete	1,107.95
283006MH	750, 850 Pan complete	1,055.00
269859MH	510, 550 Pan complete	928.25



Massey Ferguson

GRAIN HANDLING

Sieves



Part #	Application	Price \$
2527183WH	8560, 8570	1,108.82
2512023WH	8590, 9700, 9720	785.63

Seive Frame Shaker Shaft



Part #	Wt.	Description	Price \$
271470MH	61.0	MF760 & 860 2" dia. x 68-1/4" long	CALL
253352MH	52.0	MF750 & 850 1-3/4" dia. x 57-1/2" long	378.60

Straw Walkers

Part #	Description	Price \$
283146MH	Fits Model 860	632.98
283147MH	Fits Model 850	579.42
258722MH	Fits Model 750	643.10
273745MH	Fits Model 760	611.90

*MF walkers have supports welded in the front end so they can be cut to fit either left or right hand side.

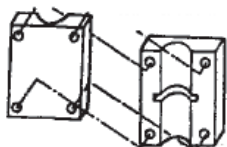
Straw Walker Grating



Why replace your entire Straw Walker if only your grates are bad?
Our Grates are 4' long and weigh approx. 5 lbs.

Part #	Application	Length	Price \$
MF8041	850, 750	4'	95.65
MF8040	860, 760	4'	95.65
MF271183MH	860, 760 Front Section	39 1/2"	CALL
MF235010MH	850, 750 Front Section	39 1/2"	CALL

Straw Walker Blocks Kits



Part #	Application	Price \$
836784MH	510, 550	33.95
836784MH	750, 850	33.95
836751MH	760, 860	38.04
822863MH	410	CALL

Chopper Knife Kits

- All kits contain hardware and bushings
- Made in U.S.A.
- Heat treated and tungstun coated to exceed OEM!
- Free Freight in quantities of 4 or more. Individual Kit wt avg. 4 lb.



Part #	OEM #	Application	Qty.	Length	Width	Price \$
SCKK100	837030M1	MF	3	6-7/16	4-5/8	17.69
SCTK110	041155M1	MF Stationary Tooth Any of Above	1			7.25

Clean Grain Augers

Part #	Application	Wt.	Price \$
273615MH	760 And 860	52 lbs.	325.98
250600MH	510 And 550	38 lbs.	311.95
258839MH	750 And 850	44 lbs.	387.20

Clean Grain Elevator Chains

Part #	Application	Links	Paddle Size	Wt.	\$
270725MH	760, 860	172	5 11/16" x 3 1/2"	52	460.95
253167MH	750, 850	140	5 11/16" x 3 1/2"	47	331.02
102817MH	8560, 8570, 8590, 8780, 9700, 9720	146	9 1/2" x 3 1/8"	45	403.41

Clean Grain Elevator Sprockets

Lower

Part #	Application	Shaft Size	# Teeth	Price \$
255806MH	760, 860	1.25	8	32.60
2571510WH	750, 760, 850, 860, 8560, 8570	1.5	11	54.95
255806MH	750, 850	1.25	8	32.60
250602MH	510, 550	1.06	8	CALL
222117MH	410, 540	1.0	8	19.74

Upper

Part #	Application	Shaft Size	# Teeth	Price \$
240973MH	410, 540	1.0	8	41.67
255806MH	760, 860	1.25	8	32.60
255806MH	750, 850	1.25	8	32.60
2412960WH	750, 760, 850, 860, 8560, 8570	1.25	11	92.47
240973MH	510, 550	1.0	8	41.67

Return Elevator Chains

Part #	Application	Links	Paddle Size	Wt.	\$
2615233WH	8570, 8780, Early 9690 & 9790	128	5 5/8" x 3 1/8"	33	393.24
253665MH	750, 760, 850, 855, 860	57	3 5/8" x 3 5/8"	35	190.97

Return Elevator Sprockets

Lower

Part #	Application	Shaft Size	# Teeth	Price \$
270277MH	750, 850	1.06	8	33.61
248503MH	510, 550	1.0	8	38.67
270277MH	760, 860	1.06	8	33.61
255806MH	750, 760, 850, 860	1.125	8	32.60
9863030WH	8560, 8570	1.125	8	29.95
222117MH	410, 540	1.0	8	19.74

Upper

Part #	Application	Shaft Size	# Teeth	Price \$
240973MH	410, 540	1.0	8	41.67
240973MH	510, 550	1.0	8	41.67
270277MH	750, 850	1.06	8	33.61
9863040WH	8560, 8570	1.125	8	57.89
270277MH	760, 860	1.06	8	33.61
255806MH	750, 760, 850, 860	1.125	8	32.60

Vertical Unloading Augers



Double flighted auger gives more durability and longer life for less money than JD standard auger!

Part #	Wt.	Description	Price \$
265121MH	100	MF 760-860	745.30
259819MH	80	MF 750-850	718.95

Other Vertical Augers Available for Gleaner, Massey, White
*Prices Subject To Change, Call To Verify Current Prices.

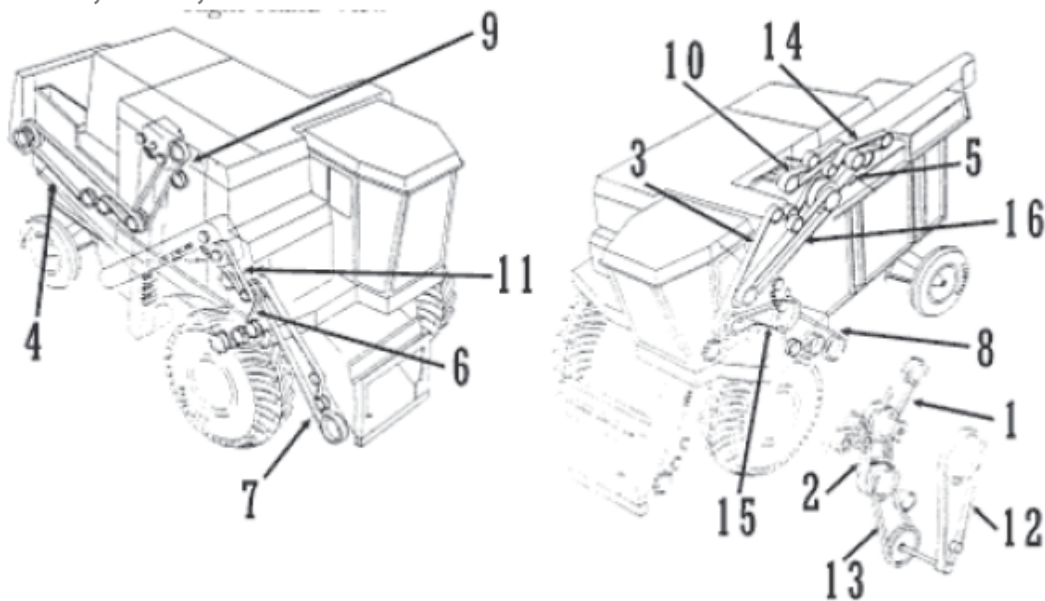
Rubber Unloading Auger Spout

Part #	Application	Wt.	Price \$
278573MH	750, 850, 760, 860 wrap around the front	7 lbs.	CALL
265463MH	750, 850, 760, 860 angled forward	7 lbs.	CALL

Massey Ferguson

BELTS

8560, 8570, 8780, 9690, 9790



Part #	Ref	Fits	Description	Price \$
525906MHG	1	8560	A/C Compressor Drive	8.84
531603MHG	1	8570, 8780 (To MJ87101)	A/C Compressor Drive	9.39
71148120HG	1	8780 (MJ87101 up), 9690, 9790	A/C Compressor Drive	9.21
2634420WHG	2	8560	Alternator & Fan Drive	56.23
1076753MHG	2	8570	Alternator & Fan Drive	22.52
111677WHG	2	8780	Alternator & Fan Drive	36.51
3912004HG	2	9690	Alternator & Fan Drive	CALL
72515591HG	2	9790	Alternator & Fan Drive	CALL
2624390WHG	3	8560, 8570, 8780	Beater Drive	124.16
71386352HG	3	8780 (W55101-HL87999), 9690	Beater Drive - 175.3"	CALL
71388216HG	3	9790	Beater Drive	197.53
1781280WHG	4	8560	Chopper Drive	94.51
1680230WHG	4	8560, 8570, 8780, 9690, 9790	Spreader Drive	56.91
103320MHG	4	8570, 8780	Chopper Drive	CALL
71388712HG	4	8780 (W55101-HL87999), 9690, 9790	Chopper Drive	61.11
1594240WHG	5	8560, 8570, 8780	Countershaft Drive 123"	100.89
71385693HG	5	8780 (To MJ87101)	Countershaft Drive 125.5"	141.87
71387775HG	5	8780 (MJ87101 up)	Countershaft Drive 138.5"	126.21
71390188HG	5	9690, 9790	Countershaft Drive 143"	90.22
2612330WHG	6	8560, 8570, 8780	Fan Drive, Vari-Speed	47.49
71394352HG	6	9690, 9790	Fan Drive, Vari-Speed	76.81
2621170WHG	7	8560, 8570	Feeder Drive	158.72

Part #	Ref	Fits	Description	Price \$
108190WHG	7	8780	Feeder Drive, 217.9" (3 Banded)	158.78
71379124HG	7	8780	Feeder Drive, 209"	145.60
71379105HG	7	8780, 9690, 9790	Feeder Drive, 217.9" (4 Banded)	170.92
227455MHG	8	8560, 8570, 8780, 9690, 9790	Grain Elevator Drive	38.04
227455MHG	9	8560, 8570, 8780, 9690, 9790	Jackshaft Drive, Spreader	38.04
103319MHG	9	8570, 8780 (To MJ87101)	Jackshaft Drive, Chopper	41.74
71385837HG	9	8780 (MJ87101 up), 9690, 9790	Jackshaft Drive, Chopper	41.46
9811830WHG	10	8560, 8570	Propulsion Pump Drive	68.66
71390209HG	10	9790	Propulsion Pump Drive	65.82
2619760WHG	11	8560, 8570, 8780 (To MJ87101)	Return Elevator Drive	16.42
71385801HG	11	8780 (MJ87101 up), 9690, 9790	Return Elevator Drive	31.84
1764410WHG	12	8560, 8570, 8780	Rotary Screen Drive	15.14
2634420WHG	13	8560	Rotary Screen "C" Shaft	56.23
2624080WHG	13	8570	Rotary Screen "C" Shaft	17.12
104259WHG	13	8780	Rotary Screen "C" Shaft	10.39
1669570WHG	14	8560	Rotor Drive	66.11
9811830WHG	14	8570	Rotor Drive	68.66
111954WHG	14	8780	Rotor Drive	105.38
71390210HG	14	9690, 9790	Rotor Drive	CALL
2593000WHG	15	8560, 8570, 8780	Shaker Shoe Pitman Drive	56.87
71390199HG	15	9690, 9790	Shaker Shoe Pitman Drive	63.75
101102MHG	16	8560, 8570, 8780, 9690, 9790	Unloader	76.61

COMBINE

Massey Ferguson

PLATFORM

Combine Sickles Sections

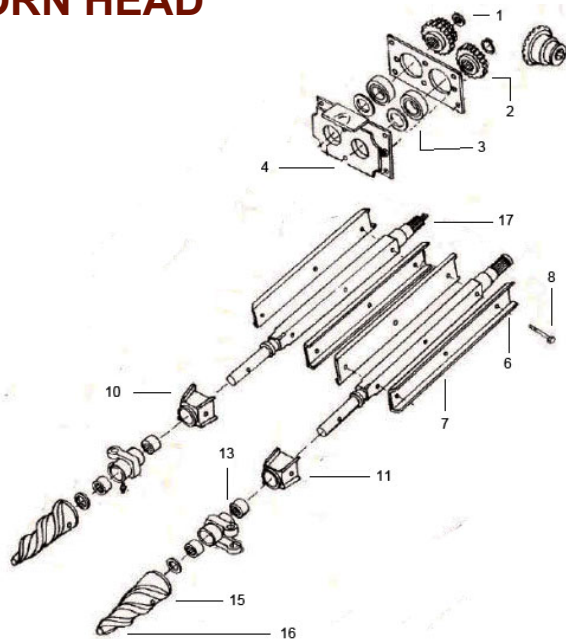


Part #	Application	OEM #	Type	Avg. Wt.	Price \$
S204462	Double Point 3"	Bolt On	TS-H-C	.2 lb	1.18
S204269	1486002394	160255M2H	TS-H	.2 lb	1.32
S204675	1954 up, 300, 410, 510 1963 up prior to	160255M2 216607M2H	TS-R	.2 lb	1.16

Combine Guards

Part #	Description	Price \$
MCM231	Double Point Guard for MF Platforms with Hart Carter Bars	9.15
MCM240A	Double Point Guard for all Platforms with Rigid Bars	8.15
MCM340	Triple Point Guard for All Rigid Platforms	18.60

CORN HEAD



Part #	Item	Wt.	Description	Price \$
263169MH	1	6	Snapping Roll Drive Gear Assembly - 44-1100 Series	158.95
262175MH	2	6	Left Hand Snapping Roll Drive Spur Gear - MF 44-1100 Series	41.33
833356MH	3	1	Snapping Roll Drive Upper Bearing - (2 Per Row)	26.10
1075208MH	4	5	Upper Bearing Retainer 100 Series	89.95
263453MH	--	12	RH Stripper Plate 22-1100 Series	66.35
12LN	6	0.1	1/2 Lock Nut	0.15
264687MH	7		Snap Roll Flute - 44-1100 Series	16.88
12214	8	0.1	1/2 X 2 1/4 Grade 5 Bolt	0.45
263450MH	9	12	LH Stripper Plate 22-1100 Series	61.50
267392MH	9	15	LH Stripper Plate - 1100 Series	66.35
267500MH	10	6	Snapping Roll Head - 1100 Series	29.85
241090MH	--	6	Gathering Chain - All 44-1100	49.95
834475MH	13	1	Lower Needle Bearing for Snapping Roll Shaft - 44-1100 Series	14.82
263282MH	--	2	Lower Idler Sprocket - 1/2" Bore 8 Tooth For Early MF Heads	32.71
844076MH	--	2	Lower Idler Sprocket - 5/8" Bore 8 Tooth For Late MF Heads	28.26
34H336	15		5/16 X 2 3/8 Heavy Duty Roll Pin (1100 Series Uses (1) 5/16 X 1 3/4 and (1) 3/16 X 1 3/4)	0.78
34H335	16		5/16 X 2 1/8 Heavy Duty Roll Pin	0.71
147654MH	17	10	Right Hand Stalk Roll (Threaded on end) - 1100 Series	116.22

Snoots



Part #	Description	Price \$
264573MH	Wide Row Center Point	33.45
267274MH	1100 Series Outside Left Hand	227.95
267620MH	1100 Series Narrow Row Left Hand Center	131.50
267621MH	1100 Series Narrow Row Right Hand Center	131.95
267724MH	1100 Series Wide Row Left Hand Center	149.95
267725MH	1100 Series Wide Row Right Hand Center	153.41
264623MH	33, 43, 63, 83 Low Profile Narrow Row Left Hand Center	127.95
264612MH	33, 43, 63, 83 Low Profile Narrow Row Right Hand Center	127.80
264574MH	24, 34, 44, 64 Low Profile Wide Row Left Hand Center	106.95
264580MH	24, 34, 44, 64 Low Profile Wide Row Right Hand Center	106.95
264626MH	Narrow Row Center Point	33.50
267275MH	1100 Series Outside Right Hand	227.95

Rear Fenders

Part #	Description	Price \$
267932MH	1100 Left Fender	536.95
267933MH	1100 Right Fender	536.95

CornHead Knives



Part #	Application	Wt.	Price \$
267513MH	R.H. Snapping Roll Vine Knife for MF1100	3	19.62
267514MH	L.H. Snapping Roll Vine Knife for MF1100	3	19.62
264687MH	MF Nnew Style 1100 Series	3	16.88

Long Dividers

Part #	Description	Price \$
147031MH	1859/9000 Right Hand	658.95
147030MH	1859/9000 Left Hand Ser #E000276↓	CALL
148300MH	9000 LH Ser #E000276↑	578.95

Corn Head Trough

Repair Panels

- These Repair Panels fit MF 1163
- Weighs approx. 33 lbs
- Other model troughs can be made to order



Part #	Description	Price \$
267684H	Bottom Left	150.00
267685H	Bottom Right	151.95

Gathering Chains



Part #	Wt.	Description	Price \$
241090MH	6	Fits all MF Heads CA2060H	49.95

Drive Sprockets

Part #	Model Application	Wt.	Price \$
1761290WH	9000 Series	2	36.62
262208MH	1100 Series	2	CALL

Lower Idler Sprockets

Weighs approx. 2 lbs.

Part #	Application	Price \$
263282MH	Early MF Heads 8 tooth 1/2 Bore	32.71
844076MH	Late MF Heads 8 tooth 5/8 Bore 1100 Series	28.26



Rubber Ear Savers

Part #	Application	Wt.	Price \$
265510MH	All	.75 lb.	5.16



New Holland

FEEDER HOUSE

Feeder Chains

Part #	Application	Center to Center Sprockets	Wt	Price \$
772018H	TR75-TR99 - 37 1/4" overall width chrome pins slat every 2nd link	17 1/8	140	740.62
95724CH	95, 96, 1529378 - 45 1/4" overall width chrome pins, slat every 2nd and 4th	21 1/8	240	912.49
9623770H	95, 96, 1529378 - 45 1/4" overall width chrome pins, slat every 2nd link	21 1/8	230	941.76
86523261H	TR75-TR99 - 37 1/4" overall width chrome pins slat every 2nd and 4th	17 1/8	150	849.49
769672H	TR70, 75, 85 - 38 1/2" overall width chrome pins slat every 2nd link	15 1/4	210	750.84
701724CH	TR70, 75, 85 - 38 1/2" overall width chrome pins slat every 2nd and 4th	15 1/4	220	941.76

THRESHING


Chrome Bar

Part #	Model	Wt.	Description	Price \$
ONH95C	TR95, 96	43 lbs.	12L&12R Chrome Flat	854.95
K12075C	TR 70, 75, 85	120 lbs.	4L, 4R Flat, 4L, 4R Angle 95 Ser #501850	CALL

Standard Bar

Part #	Model	Wt.	Description	\$
ONH95H	TR95, 96	43 lbs.	12L&12R Chrome Flat	CALL
K12075	TR 70, 75, 85	120 lbs.	4L, 4R Flat, 4L, 4R Angle 95 Ser #501850	469.95


Concaves



Part #	Application	Price \$
KCTR75	TR75 & TR85 (Set of 2)	1,292.17
KCTR70	TR70 (Set of 2)	1,224.48

Wear Bar

Ford/ New Holland



Part #	Ref.	Model Application	# of Bars Required	Wt.	Price \$
WBNH5H	D	76, 85, 86, 95, 96, Hardened	4, 2 LH & 2 RH	18	CALL
WBNH4H	C	76, 85, 86, 95, 96, Hardened	4, 2 LH & 2 RH	10	CALL
WBNH2H	B	70, 75, 76, 85, 86, 95, 96, Hardened	8, 4 LH & 4 RH	10	CALL
WBN-BH1H	A	70, 75, 76, 85, 86, 95, 962, Hardened	4, 2 LH & 2 RH	16	CALL

GRAIN HANDLING

Combine Grain Pans

Replacement Grain Pan Material

Part #	Application	Avg. Wt.	Price \$
1040NH	New Holland 70, 75, 85, 86, 87, 88	15 lbs.	376.12

GRAIN HANDLING

Chopper Knife Kits

- All kits contain hardware and bushings
- Made in U.S.A.
- Heat treated and tungstun coated to exceed OEM!
- Free Freight in quantities of 4 or more. Individual Kit wt avg. 4 lb.



Part #	OEM #	Application	Qty.	Length	Width	Price \$
SCKK100	277056	NH	3	6-7/16	4-5/8	17.69
SCKK100	88374	NH	3	6-7/16	4-5/8	17.69
SCKK100	276819	NH	3	6-7/16	4-5/8	17.69
SCKK100	624590	NH	3	6-7/16	4-5/8	17.69
SCKK100	624508	NH	3	6-7/16	4-5/8	17.69
SCTK110	271580M	NH Stationary Tooth Any of Above	1			7.25
688331H	688331	NH, TR86, TR87, TR95, TR96, TR97	3	7	2-1/4	21.71
688331H	688331	N.H.	3	Not Triangular		21.71

Clean Grain Augers



Part #	Application	Wt.	Price \$
86512656H	TR75, 85, 86, 87, 88	40	398.68
703734H	TR89, 95, 96, 97, 98, 99	57	238.60

Clean Grain Chains

Part #	Application	Chain Size	Links	Paddle Size	Wt.	Price \$
782440H	86, 87, 95, 96, 97	550	78	7" x 3 5/16"	39	188.14

Clean Grain Elevator Sprockets

Lower

Part #	Application	Shaft Size	#Teeth	Price \$
773824H	95, 96, 97, 98, 99	1.125	9	68.06
784744H	TR70, 75, 85	1.0	9	44.59

Upper

Part #	Application	Shaft Size	#Teeth	Price \$
784744H	TR70, 75, 85	1.0	9	44.59
773824H	95, 96, 97, 98, 99	1.125	9	68.06

Return Grain Augers



Part #	Application	Wt.	Price \$
703721H	TR95 below 501600	48 lbs.	258.48
9610758H	TR95 above 501601	53 lbs.	CALL
86531534H	TR70, 75, 76, 85, 86, 87, 88	45 lbs.	366.03

Return Elevator Chains

Part #	Application	#Link	Paddle Size	Wt.	Price \$
248044H	TR70, 75, 85, 86, 87, 88	129	4 1/4" x 3 3/8"	37	202.04
704250H	TR89, 95, 96, 97, 98, 99	116	4 1/4" x 3 3/8"	37	197.20

Return Elevator Sprockets

Lower

Part #	Application	Shaft Size	#Teeth	Price \$
773824H	87, 95, 96, 97—most common used	1.125	9	68.06
784744H	TR70, 75, 85	1.0	9	44.59

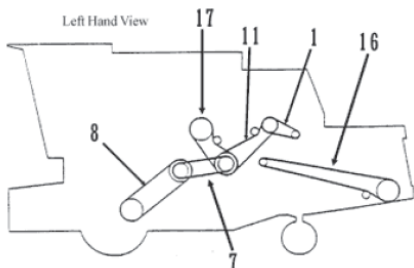
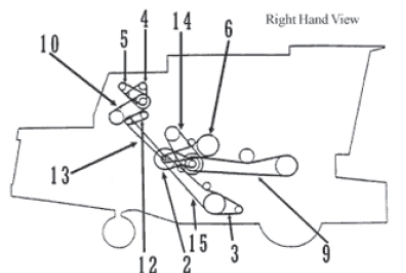
Upper

Part #	Application	Shaft Size	#Teeth	Price \$
784744H	87, 95, 96, 97—most common used	1.0	9	44.59
784744H	TR70, 75, 85	1.0	9	44.59

New Holland

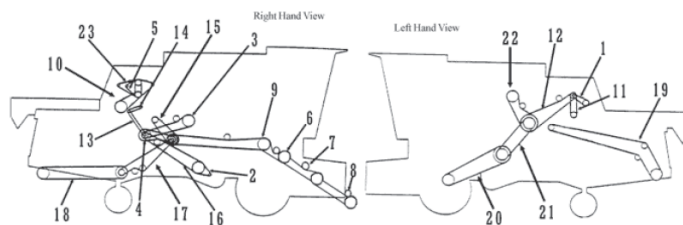
BELTS

TR70



Part #	Ref	Description	Price \$
577240HG	1	A/C (Ford Diesel)	10.68
264557HG	1	A/C (Gas & Cat Diesel)	13.85
577900HG	2	Beater Drive	28.37
792809HG	3	Cleaning Fan Drive	53.93
254084HG	4	Fan & Alternator (Cat Diesel) TR70 (Prior S/N 293492)	14.39
626654HG	4	Fan & Alternator (Cat Diesel) TR70 (Eff S/N 293493)	15.33
576774HG	4	Fan & Alternator (Ford Diesel)	CALL
266209HG	5	Governor (Gas Engine)	10.98
703747HG	6	Grain Elevator Drive	32.60
717700HG	7	Ground Speed Vari-Drive	108.34
268612HG	8	Ground Speed, Hydro Drive	123.03
636645HG	8	Ground Speed, Vari Drive	206.75
246980HG	9	Header Drive	109.28
576772HG	10	Hydraulic Pump Drive (Ford Dsl Eng)	15.72
248332HG	10	Hydraulic Pump Drive (Gas & Cat Diesel)	24.77
246978HG	11	Main Drive, (Gas & Cat Diesel)	151.39
576771HG	11	Main Drive, (Ford Diesel)	136.03
696719HG	12	Rotary Screen Drive	7.21
246771HG	13	Rotary Screen, Jackshaft Drive	10.11
254093HG	14	Rotor Drive	197.56
715785HG	14	Rotor Drive (Opt For High Speed)	153.84
785415HG	15	Shaker Shoe Drive	114.82
246727HG	16	Straw Spreader - TR70 (to 299959)	37.25
230143HG	16	Straw Spreader - TR70 (299960 and up)	38.84
578206HG	16	Straw Chopper Drive TR70 (Prior SN 300588)	32.54
246727HG	16	Straw Chopper Drive - TR70 (SN 300589 and up)	37.25
247782HG	17	Unloading Auger Drive	36.16

TR75/85



Part #	Ref #	Application	Description	Price \$
259346HG	1	TR75 (403001 up), TR85 (310401 up)	Air Compressor, 48"	13.88
577240HG	1	TR75 (to 403000), TR85 (to 310400)	Air Compressor, 54.5"	10.68
264557HG	1	TR75 (to 403000), TR85 (to 310400)	Air Compressor, 52.75"	13.85
792809HG	2	TR75, TR85	Cleaning Fan, Vari-Drive 58" Standard	53.93
624398HG	2	TR75, TR85	Cleaning Fan, Vari-Drive 46" Slow-Down	44.51
703747HG	3	TR75, TR85	Clean Grain Elevator Drive	32.60
577900HG	4	TR75, TR85	Discharge Beater	28.37
647901HG	5	TR75, TR85	Engine Fan (W/Cat Engine)	21.30
772654HG	5	TR75, TR85	Engine Fan (Ford Engine)	16.89
620944HG	6	TR75 (to 403276), TR85 (to 404301)	Feeder Drive	71.08
621367HG	7	TR75(304740-403725) TR85(308000-404264)	Feeder Drive, Fixed Speed	71.31
849514HG	7	TR75 (403301 up), TR85 (404301 up)	Feeder Drive, Variable Speed	218.65
632890HG	8	TR75(304740-403725) TR85(308000-404264)	Feeder Drive, Variable Speed	89.07
849514HG	8	TR75 (403301 up), TR85 (404301 up)	Feeder Drive, Variable Speed	218.65
246980HG	9	TR75 (to 403276), TR85 (to 404264)	Header Drive, 167"-9/32"	109.28
682008HG	9	TR75 (403301 up), TR85 (404301 up)	Header Drive, 193"	190.25
248332HG	10	TR75, TR85	Hydraulic Pump Drive (W/Cat Engine)	24.77
576772HG	10	TR75	Hydraulic Pump Drive (Ford Engine)	15.72
259477HG	11	TR75 (to 403000), TR85 (to 310400)	Hydrostatic Charge Pump	14.27
246978HG	12	TR85 (Prior S/N 403000)	Main Shaft Drive	151.39
795009HG	12	TR75 (403001 up), TR85(403001 up)	Main Shaft Drive, Standard Traction	165.07
576771HG	12	TR75 (Prior S/N 403000)	Main Shaft Drive	136.03
612305HG	13	TR75, TR85	Rotary Screen, Lower 68.3"	11.19
610767HG	13	TR75, TR85	Rotary Screen, Lower 65.75"	19.11
716254HG	14	TR75, TR85	Rotary Screen, Upper	21.79
717700HG	15	TR75, TR85	Rotary Vari-Drive	108.34
86518571HG	15	TR75(to 304699), TR85 (to 307999)	Rotary Vari-Drive, Hi- Speed	215.48
86518570HG	15	TR75(304700 up), TR85 (308000 up)	Rotary Vari-Drive, Standard	157.18
785415HG	16	TR75, TR85	Shaker Shoe Drive	114.82
717075HG	17	TR75, TR85	Straw Chopper, Front	40.89
614040HG	18	TR75, TR85	Straw Chopper, Rear	52.36
230143HG	19	TR75, TR85	Straw Spreader Drive	38.84
246727HG	19	TR75, TR85	Straw Chopper Drive	37.25
635042HG	20	TR75 (Eff 304740), TR85 (Eff 308086)	Traction Drive, Hydro, Lower	105.47
636645HG	20	TR75, TR85	Traction Drive, Hydro, Lower	206.75
716414HG	20	TR75 (to 304740), TR85 (to 308086)	Traction Drive, Hydro, Lower	104.46
716416HG	21	TR75 (to 403000), TR85 (to 310400)	Traction Drive, Hydro, Upper	101.05
717700HG	21	TR75 (to 304739), TR85 (to 308085)	Traction Drive, Std, Upper, Vari-Drive	108.34
254093HG	21	TR75 (304740 up), TR85 (308086 up)	Traction Drive, Std, Upper, Vari-Drive	197.56
247782HG	22	TR75, TR85	Unloading Auger Drive	36.16
772656HG	23	TR75 (to 403000)	Water Pump & Alternator	16.52

COMBINE

New Holland

PLATFORM

Combine Sickles Sections

Type Key

- US = Under Serrated
- TS = Top Serrated
- C = Chrome
- R = Regular Gauge
- H = Heavy 12 Gauge



Part #	Application	OEM #	Type	Avg. Wt.	Price \$
S206640	Double Point 3"	Bolt On	TS-H-C	.2 lb	2.66

Combine Guards

Part #	Description	Price \$
MCM240A	Double Point Guard for 960 Series	8.15
MCM245	Double Point Guard for 970 Series	9.06
MCM275	Double Point Guard for All Floating Platforms with Lovebar	9.31

Fingers



Part #	Description	Price \$
40628H	Hardware Kit	2.88
40822H	New Holland Finger - each	9.75

CORN HEAD

Gathering Chains



Part #	Avg. Wt.	Description	Price \$
254296H	12	962 Late 1977 S/N220344 ↑	75.33
262179H	12	962 Early S/N220334 ↓	77.50
610831H	6	All 974 CA555	CALL
218822H	12	922, 923, 925, 9133, 9140, 9540	CALL

Lower Idler Sprockets



Part #	Application	Wt.	Price \$
10H	962 Late 974 CH	2 lbs.	CALL
135444H	962 Heads 220343 ↓ 5/8 Bore	2 lbs.	23.85

Corn Head Flutes



Part #	Application	Wt.	Price \$
703415H	NH Hand 962 heads Flute	3	14.50
703414H	NH Right Hand 962 heads Flute	3	14.50

CornHead Rolls




Part #	Application	Wt.	Price \$
683614H	NH All 974 heads Stalk Roll	22	123.95

Oliver - M-M - White

THRESHING

Concaves



Part #	Application	Price \$
KC8900	8800, 8900 Wide Space	1,012.95
KC7600	7600, 8600, 8700 Wide Space	CALL

GRAIN HANDLING

Chopper Knife Kits

- All kits contain hardware and bushings
- Made in U.S.A.
- Heat treated and tungstun coated to exceed OEM!
- Free Freight in quantities of 4 or more. Individual Kit wt avg. 4 lb.

Part #	OEM #	Application Knives per kit	Qty.	Length	Width	Price \$
SCTK110	7534020	White Stationary Tooth Any of Above	1			7.25
SCKK100	31- 7536350	White	3	6-7/16	4-5/8	17.69

PLATFORM

Combine Guards

Part #	Application	Price \$
MCM231	Double Point Guard for All Floating Platforms	9.15

CORN HEAD

Corn Head Flutes



Part #	Application	Wt.	Price \$
311574370H	White 700 Series Flute	3	17.05

Gathering Chains



Part #	Avg. Wt.	Description	Price \$
511142H	13	622, 625, 531, 535, 541, 544, 545, 555, 561 & H Series	80.95
311689933H	12	700 Series S/N47001 ↑ & 9400 Series	99.33
2101572073H	12	700 Series S/N47000 ↓	CALL

Lower Idler Sprockets

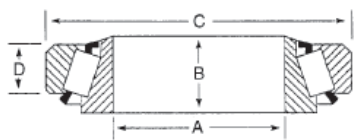


Part #	Application	Avg. Wt.	Price \$
311689940H	800-900-1000	2 lbs.	48.23
10H	700 Series 10 tooth Ser #47001 ↑	2 lbs.	CALL

Universal

BEARINGS

Tapered Roller Bearings



Part #	Dimensions				Description	Price \$
	A	B	C	D		
LM603011			3.062	.594	Cup	5.04
L68149	1.377	.660			Cone	4.59
JL69349	1.496	.669			Cone	4.95
LM29749	1.500	.720			Cone	8.60
L44610			1.980	.420	Cup	1.77
LM29710			2.562	.550	Cup	4.75
LM501349	1.625	.780			Cone	10.45
LM501310			2.891	.580	Cup	4.25
342A	1.625	1.180			Cone	18.41
25821			2.875	.750	Cup	6.02
LM603049	1.781	.781			Cone	7.99
JL69310			2.480	.531	Cup	2.24
25590	1.796	1.000			Cone	12.08
25520			3.672	.937	Cup	7.77
JLM506810			3.543	.728		6.85
JLM506849	2.165	.906			Cone	13.05
3720			3.672	.937	Cup	7.40
3780	2.000	1.193			Cone	15.47
JLM104910			3.228	.669	Cup	8.50
JLM104948	1.969	.847			Cone	15.25
332			3.150	.702	Cup	8.35
2720			3.000	.750	Cup	6.14
LM11949	.750	.655			Cone	4.68
LM11910			1.781	.475	Cup	2.72
L44643	1.000	.580			Cone	4.80
L44649	1.063	.580			Cone	4.35
L68111			2.362	.470	Cup	1.74
LM67048	1.250	.660			Cone	3.95
2790	1.312	1.010			Cone	12.40
25877	1.375	.968			Cone	12.21
LM48548	1.375	.720			Cone	4.55
LM48510			2.562	.550	Cup	2.49
14136A	1.375	.771			Cone	5.95
LM67010			2.328	.465	Cup	1.75
14276			2.717	.625	Cup	4.50

BEARINGS

Self-Lining Greasable Bearing Extended Both Sides



- Extended inner race both sides
- Curved outer race
- All Bearings come with collar.

Part #	Shaft Size	Outside Diameter	Price \$
HC20618	1-1/8"	2.4409	11.57
HC20722	1-3/8"	2.8346	14.22
HC20928	1 3/4	3.3470	18.85
HC20824	1-1/2"	3.1496	15.75
HC20723	1-7/16"	2.8346	11.73
HC20720	1-1/4" (standard)	2.8346	14.22
HC20516	1"	2.0472	9.37
HC20514	7/8"	2.0472	8.10
HC21031	1 15/16	3.5433	19.40
HC21132	2	3.9370	28.90
HC21135	2 3/16	3.9370	28.90

Self-Lining Sealed Bearing Extended One Side



- Extended inner race one side
- Curved outer race
- All Bearings come with collars!
- If a greasable bearing is desired add a "G" to suffix
- Average weight of these bearings are 2 lbs.

Part #	Shaft Size	Outside Diameter	Price \$
SA20720	1-1/4" (standard)	2.8346	12.08
SA20824	1-1/2"	3.1496	13.88
SA20516	1"	2.0472	6.32
SA20514	7/8"	2.0472	8.49
SA20620	1-1/4" (light)	2.4409	9.48
SA20722	1-3/8"	2.8346	12.14
SA20412	3/4"	1.8504	7.98
SA20618	1-1/8"	2.4409	9.93
SA20210	5/8"	1.5748	7.53
SA20515	15/16"	2.0472	7.19
SA20619	1-3/16"	2.4409	7.49

CHAIN

Roller Chains American Standard



Part #	Size	Pitch	Wt.	Price \$
2050RC	2050	1 1/4" DbL.	5	25.25
80HRC	80H	1"	23	115.25
50RC	50	5/8"	7	25.25
60RC	60	3/4"	10	33.35
40RC	40	1/2"	4.5	12.52
2040RC	2040	1" DbL.	5	18.30
41RC	41	1/2"	4.5	10.68
60HRC	60H	3/4"	15	63.75
80RC	#80	1"	20	49.60

*Each box contains 1 connector link

Chain Breaker

No other Chain Breaker
Completely Removes
the Pin like Ours!



Weights approx 1 lb.

Part #	Desc.	Price \$
CBT240	50, 60 Chain	67.95
CBT100	Small chain up to 40, 2040	56.95

No One Sells
Higher Quality
Chain For
Less!

Offset Link

Part #	Price \$
410L	0.61
500L	1.15
2050OL	1.02
600L	1.08
800L	2.49
80HOL	3.46
2040OL	0.83
400L	0.99



Roller Link

Part #	Price \$
80RL	1.54
60RL	0.80
41RL	0.41
40RL	0.52
0RL	0.83
50RL	0.65
2040RL	0.48
80HRL	2.36



Roller Link Repair Links Connector

Part #	Price \$
60CL	0.84
2040CL	0.99
40CL	0.42
41CL	0.40
50CL	0.69
2050CL	1.29
80HCL	1.62
80CL	1.59



COMBINE

Universal

POLY PRODUCTS

Grain Grabber 2

Easy to install only 4 bolts per piece (included)



A Grain Grabber between each flighting will allow you to run the reel higher and provides less shattering.

Grain Grabbers Reduce Slugging and Feed More Evenly, Allowing you to run longer at night!

Part #	Size	Qty Needed	Price \$
GG2	18 ft or less, 20 ft, 25 ft, 30 ft	4, 6, 8, 10	29.95

RUBBER HOOD LATCH

- Mounts easily to any surface.
- Never needs adjustment
- Eliminates rattles



Part #	Weight	\$
8390	1 lb.	10.95

SICKLES

Bolt on, not Riveted



Average weight is 1.25 lb.

Part #	Description	\$
B550065D	14 Oval Shoulder Bolts with Jam nut 1020 heads 50 pcs. - 17/32 Bolts & Nuts	8.79
B550050D	Hart Carter, JE. Love, 50 pcs. -5/8 Bolts & Jam nuts with Allen wrench	12.76
B550056D	15 Chrome Sections	5.25

Wear Block



Part #	Wt.	Price \$
WB30	1 lb	6.99

PLATFORM

Combine Guards

Part #	Description	\$
MCM240A	New Idea - Double Point Guard for 71, 713, 715 Heads	8.15
MCM275	Love - Double Point Guard for all Platforms with Love Bars	9.31
MCM231	Hart Carter - Double Point Guard for all Platforms with Hart Carter Platforms	9.15

REEL PARTS

Hart Carter Reel Parts




Part #	Desc.	Application	Wt.	Price \$
8693H	Ring End Roller	AC Gleaner, JD 200, 900, IH 810, 820, NH 960, 970,	8 lbs.	106.95
50204H	Plastic Bearing Kit	Complete All	.25 lb.	3.95
H175727H	Plastic Reel Bearing	Complete All	.25 lb.	3.99
50920H	Plastic Reel Bearing	Complete All	.25 lb.	6.95
34410H	Reel Spider Arm	JD200, 900, IH 810, 820, NH 970, 972	1 lb.	6.79
34403H	Bearing, Reel Roller	JD 200, 900, IH 810, 820, NH 970, 972, AC Gleaner	.5 lb.	26.15

Plastic Reel Tines



Part #	OEM #	Application	Description	\$
920366	H127035 19701586C1 71345318 2763156M1 786031	900 Series 1020 1988 and after 300 Series 9700, 9750 971, 973	Tine mounts to the rear	1.41
920246		All wood bats	Used in place of steel on wood bat reels, w/ screws	1.99

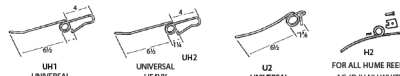
Plastic Tines for Pipe Reel



Average weight is .15 lb.

Part #	OEM #	Application	\$
224016H	With 4 1/2" wings, 1020 Series 300 Series 900 Series 971/973 Series	1989438C1 71167261 AH136689 9842263	1.80
224076H	With 6" wing		2.95

Steel Reel Tines



We have other reel teeth, reel parts available that are too numerous to list, including reel conversion kits. Just call with your application. Average weight is 0.15 lb.

Part #	Manuf.	OEM #	App.	Price \$
U2	Universal	1052668M1	Massey	1.48
UH1	Universal	1005399	Massey	CALL
43317H		Clip for Hume tooth	All IH, JD	CALL
H2	Hume		All IH, JD	1.23
UH2	Universal		Massey	2.15

SPREADER

Spreads Residue Evenly From Sieves



BENEFITS:

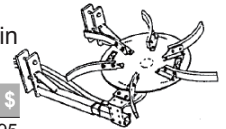
- Avoids plugging of anhydrous tool bar
- Prevents nutrient tie-up by trash
- More even drying of soil in spring
- Less trash interference with chemicals in spring
- Prevents cold wet strips
- Now with the swing away feature available

A must for minimum and no-till!

Part #	Size	Price \$
52SPREADER	52" Spreaders Larger Combines	1,339.95
44SPREADER	44" Spreaders Smaller Combines	934.50

Hinge Swingaway Extra

Not included in the spreader price
Entire weight 90 lbs. in 3 boxes



Part #	Price \$
SWINGAWAY	115.95

Hose Kit

Hose kit weighs 30 lbs.

Part #	Description	Price \$
1600HOSEKIT	1600 & 2100 Series Hose Kit	195.00
9400HOSEKIT	9400-9500-9600 Hose Kit	160.00
7700HOSEKIT	7700-7720 & Titan II Hose Kit	160.00
8820HOSEKIT	8820 & 8820 Titan II Hose Kit	160.00
4400HOSEKIT	4400 & 4420 Hose Kit	150.00
6600HOSEKIT	6600-6620 & Titan II Hose Kit	209.95
1400HOSEKIT	1400 Series Hose Kit	179.95

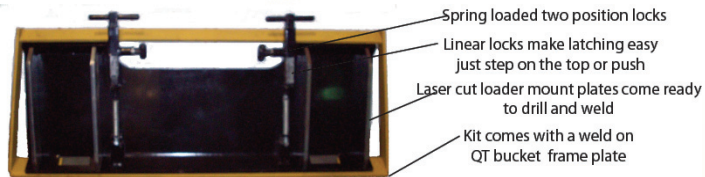
Polypan

Polypan weighs 25 lbs.

Part#	Description	Price \$
POLYPAN4400	Poly Pan 4400 & 4420	64.00
POLYPAN9600	*Poly Pan 9600	109.00
POLYPAN6620	Poly Pan 6620	85.00
POLYPAN8820	Poly Pan 8820	96.00
POLYPAN7720	Poly Pan 7720	92.00
POLYPAN7700	Poly Pan 7700 & 7720 Titan II	89.00
POLYPAN8820	Poly Pan 8820 Titan II	96.00
POLYPAN6600	Poly Pan 6600 & 6620 Titan II	74.00
POLYPAN9400	*Poly Pan 9400 & 9500	135.00

Skid Loader

Quick Tatch Conversion



Convert your non quick tatch skid loader bucket or tractor loader bucket to the current Industry standard quick tatch

- Built heavy enough to work on any size loader
- Full 1/2" face plate
- Easy foot operated latch
- Makes switching between implements a breeze
- Maximum loader arm width 45"

Part #	Price \$
SSLQT100	525.00

Snow Bucket



- 1/4 Construction
- Adjustable Skid Shoes
- Your choice of Mounts
- Reversible cutting edge, steel, poly or rubber available

Part #	Width	Price \$
SB90	90"	1599.00
SB108	108"	2210.95
SB120	120"	1649.00

Camera Observation

Part #	Description
WL56M2C	Wireless CabCAM Kit

\$499.95



Wireless CabCAM™

Its four-camera capability, the A-WL56M2C system has unlimited application possibilities. It can eliminate blind spots and improve day and night visibility. The Wireless feature flexibility in mounting locations and eliminates the need for lengthy video cable. The Wireless CabCAM™ has a 200 yard transmission range.


Observation System includes:

(2) 1/3" CCD Weatherproof Wireless Color Cameras
Infrared illuminators allow up to 32 feet of night visibility, made to withstand off-road conditions, audio capabilities. Each camera has an antenna and a power supply jack. 5.6" TFT LCD Wide-Angle Color Monitor High resolution monitor with antenna. Four camera capability 2.4GHz wireless receiver with four channels. The monitor includes: power indicator, remote receiving window, POWER button MENU button, SEL button, channel, selection, loudspeaker, support attaching slot, and power supply terminal. Accessories: Base-Mounted Remote Antenna with 9.75" cord, Ball Swivel Mounting Bracket with Mounting Pad, U-Support Mounting Bracket with Thumb Screws, 6 Pin Power Wire Harness with Jack for AC/Cigarette Lighter/DC Adapter, AC Power Adapter, Cigarette-Lighter Power Adapter, Full-Featured Remote Control, (3) 3.25' DC Adapters, Sunshield, RCA Cable

Kubota Engine Overhaul Kits

Genuine Kubota Engine Overhaul Kits at Discount Prices!

Part #	Application	Overhaul kit(STD)	Price \$
ZB600-B313	Model 313 Bobcat (6557404REM)	OHKUZ600S	568.23
D750-B443	Models 443-453 Bobcat (6563741REM)	OHKUD750	859.19
D722-B453	Model 453 Bobcat (6675902REM)	OHKUD722S	CALL
D950-B543	Models 543-553 Bobcat (6563734REM)	OHKUD950D	823.94
D1005-B553	Model 553 Bobcat (6670670REM)	OHKUD1005S	CALL
D1402-B643	Model 643 Bobcat (6563397REM)	OHKUD1402S	649.22
D1402-NH455	Model L455 New Holland	OHKUD1402S	649.22
D1402-M342	Model Mustang	OHKUD1402S	649.22
D1402-S1000	Model S1000 Scat Trak	OHKUV1402S	CALL
V1305-G3825	Models SL3825SX & DX Gehl	OHKUV1305S	CALL
V1505-C1825B	Model 1825B Case	OHKUV1505S	CALL
V1702-B743	Models 743-1600 Bobcat (6562233REM) (6671060REM)	OHKUV1702S	CALL
V1702-M442	Model 442 Mustang	OHKUV1702S	CALL
V1902-NH555	Models L553-L555 New Holland	OHKUV1902S	CALL
V1902-S1350	Models S1350-1300HD-1650 Scat Trak	OHKUV1902S	CALL
V1903-B751	Model 751 Bobcat	OHKUV1903S	CALL
V2203-B753	Model 753 Bobcat (6653482REM)	OHKUV2203S	CALL
V2203-B773	Models 7753-763-773 Bobcat (6704441REM)	OHKUV2203S	CALL
V2203DI-C1838	Model 1838 Case	OHKUV2203DIS	CALL
V2203-G4625	Models SL4625SX & DX Gehl	OHKUV2203S	CALL
V2203-S1300	Model 1300 Scat Trak	OHKUV2203S	CALL



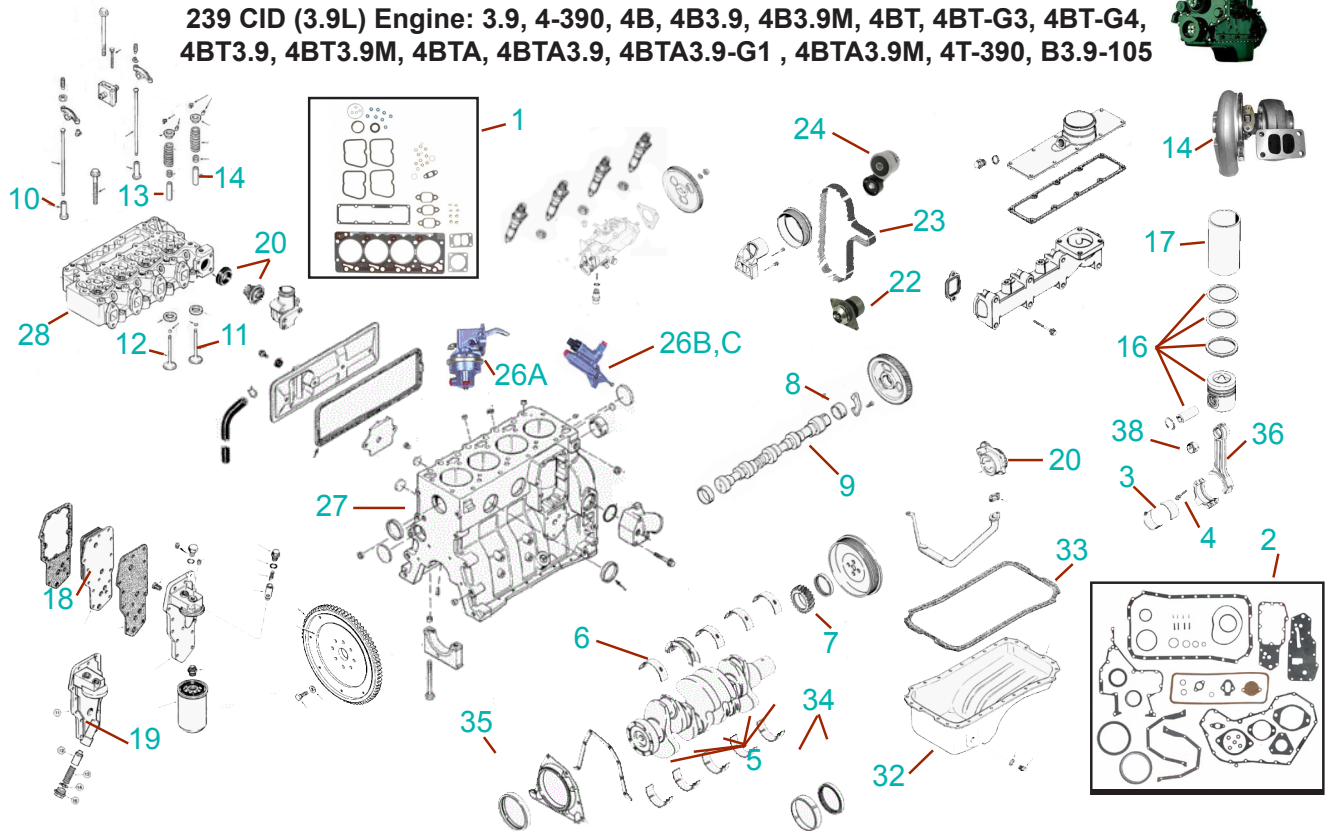
All our kits include:

- Gaskets
- Pistons
- Main bearings
- Wrist pins, keepers
- Rod bearings
- Rings
- Front & rear seals

*Kits are available in non-standard bearing and bore sizes.

Cummins Engines

239 CID (3.9L) Engine: 3.9, 4-390, 4B, 4B3.9, 4B3.9M, 4BT, 4BT-G3, 4BT-G4, 4BT3.9, 4BT3.9M, 4BTA, 4BTA3.9, 4BTA3.9-G1, 4BTA3.9M, 4T-390, B3.9-105



*Please provide us with your Engine Cummins CPL (Control Parts List) numbers, serial number and marked piston number.

Overhaul Engine Kits

4091003	Naturally Aspirated Engines *	\$624.34
4091012	Turbocharged Engines *	\$625.95
4091018	Turbocharged-Aftercooled *	\$625.30
4091024	Turbocharged-Aftercooled	\$650.02
	CPL No.: 2109, 2302	

In-Frame Engine Kit

4095003	Naturally Aspirated Engines*	\$545.70
4095012	Turbocharged Engines*	\$545.70
4095018	Turbocharged -Aftercooled*	\$545.70
4095024	Turbocharged-Aftercooled	\$642.00
	CPL No.: 2109, 2302	

1 Head Sets OEM#

HS4961	3804896 Head Gasket Standard	\$96.60
HS4961-2	3802362 Has .010 Over Thickness Head Gasket	\$115.06
HS4961-3	3802242 Contains .020 Over Thickness Head Gasket	\$115.80

2 Pan Sets

CS4961	3937214 Piston Oilers Short	\$119.52
CS4961-1	3901020 Piston Oilers Long	\$115.56

3. Rod Bearings OEM#

CB1413P STD	3901170 Standard	\$5.79
CB1413P-.25mm	390171 .25MM over	\$5.79
CB1413P-.50mm	3901172 .50MM over	\$5.79
CB1413P-.75mm	3901173 .75MM over	\$5.79

4. 3900919 Connecting Rod Bolt \$2.98

5. Main Bearings

MS1718P 1 STD	3802010 Standard	\$44.55
MS1718P-.25mm	3802011 .25MM over	\$44.55
MS1718P-.50mm	3802012 .50MM over	\$44.55
MS1718P-.75mm	3802013 .75MM over	\$44.55

6. 2475177 3929036 Crankshaft w/oGear \$667.00

7. 3929027 Gear, Crankshaft \$130.00

8. SH1404 3901306 Cam Bearing \$6.03

9. 2292429 3929885 Cam* \$264.45

2292430	3929039 Cam*	\$185.86
2292431	3968381 Cam*	\$185.86

10. 2131782 3931623 Lifter \$5.80

11. 2113202 3920868 Exhaust Valve \$7.32

12. 2113201 3920867 Intake Valve \$7.32

13. 3904408 Guide, Intake 60.50mm Long \$1.99

14. 3904409 Guide, Exhaust 51.75mm Long \$1.99

15. Turbo

286TC14234000	Turbofits 4TA-390	\$631.29
286TC15390000	TurbofitsElite4BT	\$1436.00
286TC17385000	Turbofits Elite4BA	\$1286.60

16. Rebore Kit, Piston, Pin and Rings

available 20mm, 40mm Keystone Rings

- 2243344 17.3:1 CR,8MM Top Ring **\$123.57**
- 2243345 18.5:1 CR,8MM Top Ring **\$123.57**
- 2243345 18.5:1 CR,8MM Top Ring **\$123.57**
- 2253321 17.2:1 CR **\$89.98**
- 2253323 17.3:1 CR **\$84.98**
- 2253513 Grade B, Turbo, Top Ring
Is 0.406" From Piston Top **\$87.84**
- 2253525 Rings for Turbo **\$71.11**
- 17. 2264490 **Repair Sleeve 3904166 \$43.00**
- 18. 3957543 **Oil Cooler Core \$126.43**
- 19. 3918428 **Oil Press. Reg. Low Pres \$13.90**
- 20. 4939585 **Pump, Lubricating Oil \$288.51**
- 21. **3802273 Kit,Thermostat 181 Deg.F \$31.15**
- 22. **3286277 Water Pump \$109.81**
- 23. **Multi Rib 8 Groove Fan Belts**
 - 3034946 62.5" x 1.125" **\$37.31**
 - 3911557 56" x 1.125" **\$26.24**
 - 3911558 59" x 1.125" Case 1845 **\$30.67**
 - 3911559 62.0" x 1.125" **\$30.27**
 - 3911563 60.5" x 1.125" **\$31.17**
 - 3911568 57" x 1.125" **\$29.50**
 - 3911575 63" x 1.125" **\$36.30**
 - 3911582 70" x 1.125" **\$34.21**
 - 3911587 53.5" x 1.125" **\$27.79**
- 24. **3914086 Belt Tensioner B series \$64.50**
- 3924026 Belt Tensioner B series \$85.00**
- 3973822 Belt Tensioner B series \$79.50**
- 3937555 Belt Tensioner C series \$64.50**
- 25. 3903575 **Solenoid Repair Kit 12V \$154.67**
- 26A **3928143 Diaphragm type pump B Ser \$25.18**
- 27B **3918000 Works w/Inline pump B Ser \$31.48**
- 28C **3918076 Works w/Rotory pump \$31.48**
- 29. 3918191 **Washer, Sealing \$1.49**
- 30. 3903920 **Cyl Block - Bare 4BT \$1198.50**
- 31. 3920005 **Cyl Head - Bare 4BT \$637.50**
- 32. 3901049 **Oil Pan - 4BT \$70.50**
- 33. OS32172 **Pan Gasket 3938162 \$5.99**
- 34. 48383 **Front Main Seal, Sleeve, Dust Shield \$18.83**
- 35. 48384 **Rear Main Seal \$19.70**
- 36. 3901569 **Rod B Series \$62.99**
- 37. 3900808 **Seal, Injector \$.99**
- 38. 4891178 **Rod bushing Fractured Split Rods \$7.49**
- 39. 3901085 **Rod bushing Machined Split Rods \$7.49**
- 40. **JR935213H Injector Remaned**
- JR919331H Injector Remaned**



**New Cummins B & C
4 and 6 Cyl.
Long block and
Short Blocks**

- 4BTLB140** 4BT Long Block 140HP **\$4550.00**
- 6BTLB180** 6BT Long Block 180HP **\$4473.00**
- 6BTA210** 6BTA Long Block 210HP **\$4473.00**
- 6CTLBD240** 6CT Long Block Double
Thermostat 240HP **\$7595.00**
- 6CTLBS320** 6CT Long Block Single
Thermostat 320HP **\$7350.00**
- 6BTSB** 6BT Short Block **\$2863.00**



Starter
390 Cummins Diesel
Ndenso System
12 volt 2.5kw
OEM#128000-0210
order# 16990L
Only \$189.95

Alternator
390 Cummins Diesel
Voltage 12
Amperage 65
Regulator IR
BOSCH
Order# 12149L
Only \$129.95



**Piston Ring
Compressor**
2-1/8" to 5"
Order# W80572
Only \$14.95
.5 lbs

**Piston Cylinder
Hone 2"-7"**
Item Number:
W80560
Only \$29.95



**Stainless Steel
Digital Caliper**
0-6" (150mm)
Order# W80152
Only \$19.95

Switch from
Metric to SAE with
just a push button

Bobcat

ALTERNATORS



Part #	OEM#	Year	Description	\$
718612	1105429	77-93	440, 443,530, 533, 540,543, 630,632,641,642,643, 720, 722, 732, 733, 741,742, 743, 843,974,975,M610,M620 Delco 42 amp	129.95
12425LN	A000B0431	95-98	443B, 553, 553F, 742B, 743B, 743DS, 751C, 753, 753C, 753F, 753G, 763, 753C, 753F, 753G, 763HC, 763HF, 763HG, 773, 773C, 773F, 773G, 773TG, 853C, 853HC, 863, 863C, 863F, 863G, 863HC, 863HF, 863HG, 873, 873C 873F, 873G, 873HG, 953C, 963, 963G, Mando 55 amp	149.95
12390LN	TA000A48402	02-03	S185, S250 Valeo 90 amp	203.95

RADIATORS



Part #	Description	Price \$
6666384H	753, 753C, 753F, 753G, 753H, 753L, 763C, 763F, 763G, 763H C, 763H F, 763H G, 773C, 773F, w/ Kubota engine	372.93
6519324H	825 Perkins, 7753 w/Kubota engine	579.95
6515512H	970 gas or diesel, 974 sn:10999 down	776.95
6512563H	974 sn:11001 up Perkins diesel, 975 w/ JD diesel	799.95
6658737	980 w/Cummins diesel	CALL

HYDRAULICS

Pioneer Couplings Flat Face Non Spill

- Quick disconnect
- Non- Spill



Part #	Size	Description	Price \$
FEM-50110FONL	FEM 7/8 UNF	BOBCAT, 463, 553, 753, 763, CAT 216B, 226B, 232B, 236B, 242B, 246B, 248B, 252B, 268B, NEW LS140 Lx150, Lx160, Lx170, ILx180, ILx185, ILx190, CASE 410, 420, 430, 435, 440, 445, 450, 465	55.46
FEM50210FO	MALE 7/8 UNF	BOBCAT, 463, 553, 753, 763, CAT 216B, 226B, 232B, 236B, 242B, 246B, 248B, 252B, 268B, NEW LS140 Lx150, Lx160, Lx170, ILx180, ILx185, ILx190, CASE 410, 420, 430, 435, 440, 445, 450, 465	32.95
FEM-50112FONL	FEM 1-1/16-12	BOBCAT 773, 863, 873, 963, JOHN 325, 328, 332, GEHL 4640, 4840, 5640, 6640	64.43
FEM50212FO	MALE 1-1/16-12	BOBCAT 773, 863, 873, 963, JOHN 325, 328, 332, GEHL 4640, 4840, 5640, 6640	33.95

STARTERS



Part #	OEM#	Year	Description	Price \$
6148LN	10455340	83-98	443, 443B, 453C Kubota D750B eng w/ Delco10MT	321.95
17459LN	2280005740	97-01	453F, 553, 553F, Kubota diesel Nippondenso	169.95
4206L	1109424	76-77	520, 530 Kohler, 630 VH4D Wisconsin	124.10
6148LN	10455340	76-90	533, 542B, 543, 543B, 632, 642, 642B742,742B Delco 10MT	321.95
6571LN	1108692	80-94	631, 643, 743,743B, 743DS, 753,825,833, 843, 7753, M611 Delco replace: 10MT,20MT, 10MT, 28MT	181.95
16133LN	25289	77-81	632, 722, Ford 4-98 engine Lucas M35J	CALL
6576LN	1113282	89-90	641, 741,843B, 843HC, 853, 853H,943, 974 Delco 28MT	181.95
4206L	1109424	77-79	720,721, 733, M371, M600,M610, M620, M700, Delco 10MT	124.10
17462LN	2280005810	97-99	751F, 751G, 753, 753C, 753F, 753G, 753H, 753H, 753HC, 753L, 753C, 763F, 763G, 763HC, 763HF, 763HG773C, 773F, 773G, 773TG, Nippondenso 2.7KW	203.95
6586LN	104796613	94-97	763C, 763F, 763G, 763HC, 763HF, 763HG, 773, Delco 28MT	181.95
6578LN*	1998359	83-86	843, 843B, 843HC, 853, 853H, 943, 974,	189.95
17198LN	2280004940	90-94	853, 853H, 853HC, Nippondenso 2.7KW	187.95
17199LN	2280005730	99-03	863, 863C, 863F, 863HC,	269.95
18486LN	TM000A28901	02-03	S175, S185, S250 Kubota Diesel, Valeo	129.95
4234L		70-76	970 w/Cont. Gas Engine	124.10
4234L			970 w/Cont	124.10
4999L		70-76	974, 974B	253.88
4206L		75-82	610, 620, 720 w/V4HDwisc	124.10
16595L		78-82	732 w/Ford Gas Engine	104.94
5488L		80-94	444 w/Onan	184.70
6148L		81-92	443, 542, B, 543, 642, B, 742 w/Ford, Kubota, Mit. Engines	124.10
6578L		81-90	641, 741 w/Deutz Diesel	241.79
65786L		86-90	843 w/Isuzu Diesel	241.70
6576L		91-93	843, B, 853, 943, 3023	241.79
6571L		81-89	643, 743	CALL
6571L		90-93	643B, 743B, 753, 7753	CALL
3300L		86-89	980 w/Cummings Diesel	254.10

Seal Kits



Part #	Ser#	Bore	Rod	TYPE	Application	Price \$
6504959	All	2.0	1.25	LIFT	520, 530, 533, 540, 543	13.95
6551271	All	3.0	1.5	TILT	520, 530, 533, 540, 543	14.95
6504959	All	2.0	1.25	LIFT	642, 643	13.95
6558847	-12999	3.25	1.5	TILT	642, 643	16.95
6591885	13001-	3.25	1.5	TILT	642, 643	20.95
6504960	All	2.0	1.0	TILT	700, 720, 721,722	9.99
6504959	All	2.0	1.25	LIFT	700, 720, 721,722	13.95
6558847		3.25	1.5	TILT	730, 731, 732	16.95
6514736		3.25	1.5	TILT	730, 731, 732	22.95
6591885		3.25	1.5	TILT	730, 731, 732	20.95
6504959		2.0	1.25	LIFT	730, 731, 732	13.95
6504959	Welded Tube	2.0	1.25	LIFT	741, 742, 743	13.95
6504959	Metal Wiper	3.25	1.5	TILT	741, 742, 743	13.95
6591885	Melroe	3.25	1.5	TILT	741, 742, 743	20.95
6558847	Melroe	3.25	1.5	TILT	741, 742, 743	16.95
6555117		2.25	1.5	LIFT	843	12.95
6558847		3.25	1.5	TILT	843	16.95
6591885	11548--12999	3.25	1.5	TILT	843	20.95

SKID LOADERS

Bobcat

FILTERS

Air

Part #	Model	Price \$
PA3895FN	453/C	19.88
RS3715	463	16.30
RS3930	463	14.70
PA3895FN	542B	19.88
PA1690FN	543/B	19.24
PA2535	543/B	27.62
PA1690FN	553	19.24
PA2535	553	27.62
PA1690FN	642	19.24
PA1690FN	642B	19.24
PA1667FN	643	20.47
PA2489	643	20.12
RS3988	653	31.34
RS3703	653	23.26
PA1690FN	742B	19.24
PA1667FN	743/B	20.47
PA2489	743/B	20.12
PA1667FN	751	20.47
PA2489	751	20.12
RS3988	751	31.34
RS3703	751	23.26
PA1667FN	753/63/	20.47
PA2489	73/7753	20.12
PA1667FN	843/B(K)	20.47
PA2489	843/B(K)	20.12
PA1667FN	843(L)	20.47
PA2489	843(L)	20.12
PA1667FN	853	20.47
PA2489	853	20.12
RS3542	863G	29.46
RS3543	64/73/83	25.14
PA2360FN	943/953	29.80
PA2487	943/953	22.33

Fuel

Part #	Model	Price \$
(A)BF825	453/C	6.20
BF1257	453/C	14.39
BF1257	463	14.39
BF833K2	542B	5.25
BF790	543/B	8.95
BF825(A)	543/B	6.20
BF1257	553	14.39
BF843	642	8.68
BF833K2	642B	5.25
BF825	643	6.20
BF1257	653	14.39
BF825	743/B	4.65
BF833K2	742B	5.25
BF1257	751	14.39
BF1257	751	14.39
BF1257	753/63	14.39
BF825	843/B(K)	6.20
BF825/940	843(L)	CALL
BF1257	853	14.39
BF1257	863G	14.39
BF825	943/953	6.20
BF833K2(P)	943/953	5.25

(A) KUBOTA ENG, (B)S/N12001-13234, (C)S/N 13235 AND UP USE BT526-10, (D)TO S/N 13524, (E)S/N 13524-UP, (F) TO S/N 13406, (G) SN 13406-UP, (H) 743 (I)743B, (J) PEUGOT ENG, (K) ISUZU ENG, (L) PERKINS ENG, (L1) TO S/N 13000, (M) S/N13000-23999 (N) S/N 15000-UP USE BT844, (O) 873/883 (P) 953 TAKES 2



Hydraulic


Part #	Model	Price \$
BT8844	453/C	36.92
BT8844	463	36.92
BT52610	542B	15.83
BT83910	543/B	7.13
BT8844(B),©	543/B	36.92
BT52610	553	15.83
BT839	642	7.21
BT8861(E)	642	43.83
BT8861	642B	43.83
BT83910(F)	643	7.13
BT8861(G)	643	43.83
BT8840MPG	653	40.39
BT8861	742B	43.83
BT83910(H)	743/B	7.13
BT8861(I)	743/B	43.83
BT8440MPG	751	40.39
BT8840MPG	751	40.39
BT8840MPG	753/63	40.39
BT8840MPG	843/B(K)	40.39
BT365(L1),	843(L)	14.68
BT8661(M),(N)	843(L)	43.83
BT8840MPG	853	40.39
BT8840MPG(2)	863G	40.39
BT8861	943/953	43.83
BT8840MPG	943/953	40.39

Oil

Part #	Model	Price \$
B227	453/C	7.59
B1400	463	9.95
B1407	542B	8.95
B143	543/B	CALL
B227(B)	543/B	7.59
B227	553	7.59
B223	642	CALL
B173-S	642B	CALL
B233	643	5.53
B7167	653	7.95
B173-S	742B	CALL
B233	743/B	5.53
B233	751	5.53
B7167(J)	751	7.95
B233	753/63	5.53
B7082	843/B(K)	9.95
BT237	843(L)	9.42
B7082	853	9.95
B7082	863G	9.95
B228(O)	64/73/83	6.92
BT216	943/953	10.49

Case

ALTERNATORS



Part #	OEM#	Year	Description	\$
12161LN	0-120-488-205	87-93	1818 w/Onan	129.95
12053LN	021000-6840	87-97	1825 w/Kubota Nippondenso	89.95
12190LN	100211-4520	97-99	1825B w/Kubota 30 amp	125.95
718612LN	1103125	81-88	1835 gas 148/159 42 amp Delco	CALL
718612LN	1102920	81-88	1835 w/ 188D diesel engine 42 amp Delco	CALL
12146LN	0120489475	88-92	1835B, 1835C Bosch 65 amp, internal regulator	149.95
12146LN	0120489475	87-91	1835C Teledyne gas/diesel Bosch 65 amp	149.95
12161LN	0120488205	92-98	1835C Teledyne gas/diesel Bosch 65 amp	129.95
12179LN	1002111670	95-99	1838 w/ Kubota diesel Nippondenso 40 amp	125.95
12161LN	0120488205	90-99	1840,1845C w/Cummins 4.390D Bosch 65 amp	129.95
78713	1105070	82-85	1845B w/188D case engine Delco	CALL
12146LN	0120489475	87-92	1845C w/4.390 Cummins 65amp int regulator	149.95
12161LN	0120488205	98-03	40XT, 60XT, 70XT, 75XT, 75XT, 85XT, 90XT, 95XT, Bosch 65 amp	129.95

HYDRAULICS

Seal Kits



Part #	Ser#	Bore	Rod	TYPE	Application	Price \$
G105502		3.0	1.5	LIFT	CASE 1500, 1700	40.95
G105511	9818251	2.5	1.5	LIFT	CASE 1500, 1700	35.95
D61006	1816 ONLY	2.0	1.0	LIFT	CASE 1816, 1816B, 1816C	CALL
D61006	LIFT B&C	2.0	1.0	TILT	CASE 1816, 1816B, 1816C	CALL
G34819	1835	2.125	1.25	LIFT	CASE 1830, 1835	39.95
G34807	1835	2.50	1.0	TILT	CASE 1830, 1835	53.95
G35378	1830	2.5	1.0	TILT	CASE 1830, 1835	53.95
G105507		2.5	1.25	TILT	CASE 1830, 1835	59.95
G105511		2.5	1.5	LIFT	CASE 1845, 1835B	CALL
G105507	1845	2.5	1.25	TILT	CASE 1845, 1835B	59.95
G105502		3.0	1.5	TILT	CASE 1845, 1835B	40.95

Prices are subject to change without notice. Be sure to verify price and availability.

Don't see it? Give us a call!

Case

RADIATORS

Part #	Description	Price \$
D83592	1835, 1835B, gas or diesel 1980 to 1988	CALL
126522A1	1838	CALL
1347609C1	1840, 1845C	CALL
D81055	1845, w/diesel, 1845B, sn:9855225 up w/side brackets	CALL
237992A3	85XT, 90XT, 95XT	CALL



STARTERS

Part #	OEM #	Year	Description	Price \$
5750LN	MDU7104	71-83	1835, 1737S w/148 gas 1845, 1845B, w/159 gas	CALL
4307L	1109143	71-76	1740 w/188D diesel engine	190.58
5751LN	33835	73-77	1816, 1816B w/16hp OH160 Te-chumseh	101.95
16934LN	1959098C1	87-93	1818 w/ Onan engine	309.95
17098LN	228000-0970	87-99	1818, 1825, 1825B w/ Kubota diesel engine	143.95
6728L	1109568	74-80	1830 w/ Renault engine	124.10
4318L	1109143	80-88	1835, 148/159 gas, 1835 w/188 diesel Case engine	254.10
17612LN	1280005590	87-98	1835C w/ Teledyne gas	CALL
17613LN	1280005600	87-98	1835C w/Teledyne diesel	384.95
18004LN	2280004570	95-99	1838 w/ Kubota engine	161.95
16990LN	1280000210	87-99	1840, 1845C w/ Cummins 4.390D Nippondenso	167.95
4318L	1109190	75-82	1845 w/ 188D Case engine, Delco 20MT	233.22
16658LN	280005880	82-85	1845B w/ 188D Case engine Nipondenso	197.95
16990LN	1280000210	98-05	40XT, 60XT, 70XT, 75XT, 85XT, 90XT, 95XT ND	167.95
5246L	MDU7104	71-76	1737S w/148B Gas Engine	202.50
5246L	MDU7104	80-83	1835 B w/148, 159 Gas	202.50
5246L	MDU7115	75-82	1845, 1845B, 159 Gas	202.50
4307L	1109143	71-76	1740 w/D188 Diesel Engine	190.58
33835	72-82	72-82	1816, 1816B, w/16HP Tech. New	126.87
17358L	81-92	81-92	1816C w/16HP Onan Engine	322.39
16935L	191-1808-01	88-93	1818 w/18HP Onan Gas Engine	143.85
4455L	11077413	74-80	1830 w/30HP Renault Engine 3899L	184.70
3525L	1109149	80-83	1835 w/Diesel Delco	119.15
4318L	1109190	82-90	1835B w/D188 Diesel Denso	254.10
16990L	128000-0212	85-92	1840 w/4-390 Diesel Engine	251.03
3525L	1109149	75-82	Opt. w/D188 Diesel Delco	119.15
4227L	1108341	75-82	Opt. w/D188 Diesel Delco	119.15
18823L	028000-5880	82-85	1845B w/D188 Diesel Denso	200.69
16990L	128000-0212	85-93	1845C w/4-390 Diesel Engine	251.03
18531N	1109143		NEW - Case Uni-loader 1845 wet or dry clutch	\$99.00
16990N	128000-0210		NEW - Case Uni-loader 1845C	\$199.95

Why pay big money for overpriced OEM parts?

Buy quality aftermarket parts from T.H.E. Company at a reasonable price.

FILTERS

Air

Part #	Model	Price \$
PA1690FN	1737	19.24
PA1690FN(N)	1740	19.24
PA1667FN(O)	1740	20.47
PA1690FN	1740	19.24
PA1667FN	1740	20.47
PA678(N)	1816	7.21
PA1865FN(O)	1816	16.17
PA1865FN	1816B	16.17
PA1865FN	1816C	16.17
PA1865FN	1818	16.17
PA1865FN	1825 GAS	16.17
PA1865FN	1825B	16.17
PA1690FN	1830	19.24
PA1667FN	1835	20.47
PA1690FN	1835B	20.47
PA2344FN	1835C	27.26
PA2602	1835C	22.33
PA2360FN	1835C	29.80
PA2487(S)	1835C	22.33
RS3988	1838	31.34
RS3703	1838	23.26
PA1667FN	1845	20.47
PA2360FN	1845C	29.80
PA2487	1845C	22.33
RS3542	40XT, 60XT, OUTER	CALL
RS3543	40XT, 60XT, INNER	CALL
RS3542	75XT, 85XT, 4.390	CALL
RS3543	75XT, 85XT, 4.390	CALL
RS3544	90XT, 95XT 4.BT390	CALL
RS3545	90XT, 95XT 4.BT390	CALL

Fuel

Part #	Model	Price \$
F961C	1740	9.95
BF863	1740	13.80
BF838F2	1740	13.88
BF862	1816	12.18
BF833	1816	4.89
BF833K2	1816B	CALL
BF833K2	1816C	CALL
BF833K2	1818	CALL
BF833K2	1825 GAS	CALL
BF940,	1825B	6.88
BF1226(R)	1825B	14.46
BF833	1830	4.89
BF863	1835	13.80
BF863	1835B	13.80
BF909,	1835C	13.32
BF1280	1835C	10.36
BF788(S)	1835C	8.91
BF1226	1838	14.46
BF863	1845	13.80
BF862,	1845B	12.18
BF1280	1845C	10.36
BF788	1845C	8.91
BF7693 IN-LINE	40XT, 60XT, 70XT	9.95
BF1173 IN LINE	75XT, 85XT, 4.390	8.96
BF1226	75XT, 85XT, 4.390	14.46
BF1173 IN LINE	90XT, 95XT, 4.BT390	8.96
BF1226	90XT, 95XT, 4.BT390	14.46



Hydraulic

Part #	Model	Price \$
PT207HD	1737	11.03
PT207HD	1740	11.03
PT207HD10	1740	10.92
BT8449	1816	18.87
BT8449	1816B	18.87
BT8449	1816C	18.87
BT52610	1818	15.83
BT8446	1825 GAS	CALL
BT8846	1825B	43.14
PT28910	1830	13.29
PT28910	1835	13.29
PT434	1835	11.03
BT8861	1835B	43.83
BT8861	1835C	43.83
BT8861	1838	43.83
PT289/434	1845	CALL
BT8861(T)	1845B	43.83
BT8861	1845C	43.83
BT8850MPG	40XT, 60XT, 70XT	44.11
BT8842MPG	75XT, 85XT, 4.390	CALL
BT8850MPG	75XT, 85XT, 4.390	44.11
BT8842MPG	90XT, 95XT 4.BT390	CALL
BT8850MPG	90XT, 95XT 4.BT390	CALL

Oil

Part #	Model	Price \$
B2	1737	5.34
B2	1740	5.34
B163	1816C	7.42
B163	1818	7.42
B113	1825 GAS	7.01
B161S(P)	1825B	7.54
B179(Q)		7.74
B163	1830	7.42
B2	1835	5.34
B2	1835B	5.34
B2	1835C	5.34
BT427(S)	1835C	5.25
B2	1835C	5.34
B7152	1838	9.95
B2	1845	5.34
BT427	1845C	6.59
BT427	40XT, 60XT, 70XT	6.59
BT427	75XT, 85XT, 4.390	6.59
BT427	90XT, 95XT 4.BT390	6.59

(N) TO S/N 9821369, (O) 9821369-UP, (P) 1825, (Q) 1825B, (R) SECOND FILTER FOR B ONLY, (S) W/4-390 ENG, (T) 1845B

Caterpillar

HYDRAULICS

Flat Face Non Spill Pioneer Couplings

Part #	Size	Description	Price \$
FEM50110BMSNL	FEM 5/8 ORING	CAT 216B, 226B, 232B, 236B, 242B, 246B, 248B, 252B, 262B, 266B, JOHN DEERE 317, 320	CALL
FEM50210BMS	MALE 7/8-14 ORING	CAT 216B, 226B, 232B, 236B, 242B, 246B, 248B, 252B, 262B, 266B, JOHN DEERE 317, 320	CALL

- Quick disconnect
- Non- Spill



Gehl

STARTERS

Part #	Year	Model	OEM #	Price \$
17291LN	84-92	New, SL3310 w/P220 Onan Engine	S13-61A	129.95
16530L	82-92	Reman, SL3510, 3515, 3725, 4510, 4515, 4525 w/Ford Gas Engine	0001211227	119.22

John Deere

RADIATORS

Part #	Description	Price \$
MG9828737	675 sn:010393 thru 170000 w/o construction package, 675 sn:015370 thru 175000 w/ construction package	316.95
MG771716H	675 sn:0380001 thru 750000 w/construction pack, sn:0380001 thru 750000 w/ constucion pack, 105001 thru 015370 w/ const pack	315.95
MG9828737	675B sn:010393 thru 170000, w/o const pack sn:015370 thru 175000 w/construction pack	316.95
MG771716H	675B sn:0380001 to 750000, 10001 to 010392 w/o const. pack sn:0380001 to 750000 & 10001 to 010392 w/o const. pack	315.95
MG86563887	4475, 5575, 6675	CALL

STARTERS


Part #	OEM#	Year	Description	Price \$
5761LN	AM34248	77-84	60,	95.95
17332LN	1911052	72-78	70, 90,	138.95
17086LN	D7R14	99-03	240, 250, 260 Valeo	490.95
18422LN	AZF4521	99-03	270, 280	CALL
18055LN	S114653B	87-93	375, 3375 w/Yanmar Hitachi	139.95
16657LN	0280005730	94-98	4475, 5575, Yanmar engine w/Nippondenso	119.95
17178LN	1280007300	94-98	6675, 7775, Yanmar engine w/Nippondenso	280.95
H450		87-92	375 w/3TN66 Yanmar	CALL
17392L		87-92	570 w/TM13 Cont. Engine	119.10
H408		87-92	575 w/3TNA82 Yanmar	CALL
H94		87-92	675, 675B, 785C	CALL
H94A			w/TNA82 Yanmar	CALL

SKID LOADERS

Kubota

Genuine Kubota Engine Overhaul Kits

All our kits include:

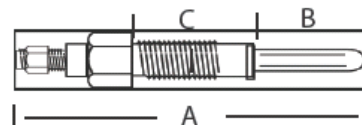


- Gaskets
- Pistons
- Main bearings
- Wrist pins, keepers
- Rod bearings
- Rings
- Front & rear seals

Kits are available in non-standard bearing and bore sizes.

Part #	Application	Overhaul kit(STD)	Price \$
ZB600-B313	Model 313 Bobcat (6557404REM)	OHKUZ600S	568.23
D750-B443	Models 443-453 Bobcat (6563741REM)	OHKUD750	859.19
D722-B453	Model 453 Bobcat (6675902REM)	OHKUD722S	CALL
D950-B543	Models 543-553 Bobcat (6563734REM)	OHKUD950D	823.94
D1005-B553	Model 553 Bobcat (6670670REM)	OHKUD1005S	CALL
D1402-B643	Model 643 Bobcat (6563397REM)	OHKUD1402S	649.22
D1402-NH455	Model L455 New Holland	OHKUD1402S	649.22
D1402-M342	Model Mustang	OHKUD1402S	649.22
D1402-S1000	Model S1000 Scat Trak	OHKUV1402S	CALL
V1305-G3825	Models SL3825SX & DX Gehl	OHKUV1305S	CALL
V1505-C1825B	Model 1825B Case	OHKUV1505S	CALL
V1702-B743	Models 743-1600 Bobcat (6562233REM) (6671060REM)	OHKUV1702S	CALL
V1702-M442	Model 442 Mustang	OHKUV1702S	CALL
V1902-NH555	Models L553-L555 New Holland	OHKUV1902S	CALL
V1902-S1350	Models S1350-1300HD-1650 Scat Trak	OHKUV1902S	CALL
V1903-B751	Model 751 Bobcat	OHKUV1903S	CALL
V2203-B753	Model 753 Bobcat (6653482REM)	OHKUV2203S	CALL
V2203-B773	Models 7753-763-773 Bobcat (6704441REM)	OHKUV2203S	CALL
V2203DI-C1838	Model 1838 Case	OHKUV2203DIS	CALL
V2203-G4625	Models SL4625SX & DX Gehl	OHKUV2203S	CALL
V2203-S1300	Model 1300 Scat Trak	OHKUV2203S	CALL

Diesel Glow Plugs



Kubota diesel glow plugs at a fraction of the OEM price! other glow plugs available!

Part #	Replaces OEM	A Length	B Tip	C Body	Thread	Price \$
70508	15951-65513	66.1 mm	19 mm	33.5 mm	M10 x 1.25	CALL
70507	15261-65513	66.1 mm	19 mm	33.5 mm	M10 x 1.25	13.95
70509	15221-65510	68.6 mm	16 mm	39 mm	M10 x 1.25	CALL
70577	15231-65512	81.6 mm	22.5 mm	45 mm	M10 x 1.25	CALL

New Holland

ALTERNATORS

Part #	OEM#	Year	Description	Price \$
8056LN	8AR2073F	73-85	L35, L325, L425, L445, L451, L452, L454, L455, L553, L555, L565, L775, L775D, L778, L779, L779D,	149.95
12077LN	A7T03877	94-99	L464, L465, L555, L775, LX465, LX485, LX565, LX665, Mitsubishi 40 amp	160.95
12144LN	63324199	84-93	L781, L783, L785, L865, LX285, LX865, LX885 Lucas 45 amp	135.95

STARTERS



18139L

RADIATORS

Part #	Description	Price \$
86563887H	LS140,LS150, L465, LX465, LX485, L565, LX565	440.95
86563887H	LS170	440.95
9828737H	L553 w/ diesel engine (712165 up)	334.95
771716H	L554, L555 w/ gas engine (to 712164)	315.95
9828737H	L555 w/ diesel (712165 up)	334.95
86534248H	LX665 w/ diesel engine (to 1997)	440.95

HYDRAULICS

Flat Face Non Spill Pioneer Couplings

- Quick disconnect
- Non- Spill



Part #	Size	Description	\$
FEM50110BFNL	FEM 5/8 FLARE	LS140 TO LS190, CASE 410, 420, 430, 435, 440, 445, 450, 465, GEHL, 4640, 4840, 5640, 6640	CALL
FEM50210BMF	MALE 5/8 FLARE	LS140 TO LS190, CASE 410, 420, 430, 435, 440, 445, 450, 465, GEHL, 4640, 4840, 5640, 6640	CALL

Seal Kits

Part #	Bore	Rod	TYPE	Application	Price \$
272768	1.62	1.375	LIFT	L225, L325	18.95
272769	1.75	0.875	TILT	L225, L325	15.99
772445	2.0	1.25	LIFT	L250	CALL
272769	1.75	0.875	TILT	425, 445	15.95
593205		1.25	LIFT	451, 452, 455	17.95
593382	3.0	1.5	TILT	451, 452, 455	33.95
593382	3.0	1.5	TILT	L555	33.95
219505	2.25	1.125	BOTH	L775	21.95
593205		1.25	LIFT	L778	17.95
271865	2.0	1.5	LIFT	L779	25.95
219505	2.25	1.125	TILT	L779	21.95

Part #	OEM #	Year	Description	Price \$
5495LN	MBG4141	73-84	L35, L425, L445, L452,	75.95
18139LN	2280005120	94-97	L & LS, 140,150, 160, 170, 175 Nippon	158.95
17367LN	1280000140	81-93	L553, L555, Nippondenso 1.4kw	155.95
17379LN	1280001050	85-93	L454, L554 Nippondenso 1.4kw	169.95
6571LN	1113273	89-93	L555, Delco MT22, MT28	181.95
6572LN	1113274	89-95	L783, L785	181.95
18139LN	2280005120	94-99	LX465, LX485, LX565, LX665, Nippondenso 2.kw	158.95
5495L	MBG4141	73-85	L35, L425, L445, L451 w/WS	184.70
5180L	MHR7004	75-84	L775 w/V465 Wisc. Engine	184.70
4280L	1998347	75-90	L775, L781 w/F3L-912 Deutz	190.58
3149L	D1AF11001AA	78-80	L778 w/192 Ford Gas Engine	66.75
3124L	D2AF11001CA	78-80	L778 w/192 Ford Diesel	66.75
17358L	028000-7610	78-83	L325 w/ K582S Kohler	322.39
3155L	D8HF11001AA	80-89	L779, L784 w/200 Ford Gas	66.75
6166L	1998373	80-89	L779, L783, L785 w/4.203 Perkins Diesel	190.58
6572L	1113274	90-94	L779, L783, L785 w/4.203 Perkins Diesel	241.79
17112L	0001362046	83-85	L451 w/Opt. F2L-511 Deutz	369.40
17291L	191-1808-04	84-90	L250 w/Onan Engine w/ Side Mounted Solenoid	159.52
17312L	191-1808-05	87-90	L250 w/Onan Engine w/Bottom Mounted Solenoid	159.52
16650L	128000-0170	85-92	L455 w/V1402 Kubota DSL	167.91
13392L	128000-2970	84-92	L454, L554 w/TM13 Teledyne 17379	124.10
17367L	128000-0140	88-92	L553, L555 w/V1902 Kubota	156.72

FILTERS

Air

Part #	Model	Price \$
PA2063	L250	13.04
PA2344FN	L454	27.26
FN2602	L454	CALL
PA2344FN	L455, L553, L555	27.26
PA2602	L455, L553, L555	22.33
PA3791FN	L465, LX485, L/LX565, LX665, LS140, LS160	28.04
PA2489	L465, LX485, L/LX565, LX665	20.12
PA3779FN	L/LX865	54.68
PA2670	L/LX865	29.43
PA3779FN	L/LX885	54.68
PA2670	L/LX885	29.43
RS3544	L/LX885, LX985, LS170	40.72
PA3545	L/LX885, LS180	CALL
PA2489	LS150	20.12
RS3544 (O)	L/LX885	40.72
RS3545 (I)	L/LX885	21.95

Fuel

Part #	Model	Price \$
BF833K2	L250, L454, L455	5.25
BF825	L455	6.20
BF7736 In Line	L465, LX665, LX985	4.62
BF7736	LX485, LS140, LS160	4.62
BF1257	LX485	14.39
BF825	L553, L555	6.20
BF773 In Line	L/LX565	CALL
BF1257	L/LX565, LX665, L465	14.39
BF884	L/LX865	13.28
BF884(C),	L/LX885	13.28
BF677(D),	L/LX885	CALL
BF7736(E)	L/LX885	4.62
BF1257(F)	LS150	14.39
BF1257(A),	LS170	14.39
BF1272SP	LS180	24.16
BF7745D	LS190	17.87

Hydraulic

Part #	Model	Price \$
BT37110	L250, L454, L255, L455, L553, L555	15.04
BT28710	L454, L455, L555	14.63
BT8848MPG	L465, LX485, L/LX565, L/LX885, L/LX865, LX665, LS140, LS160, LS190, LX985	49.86

Oil

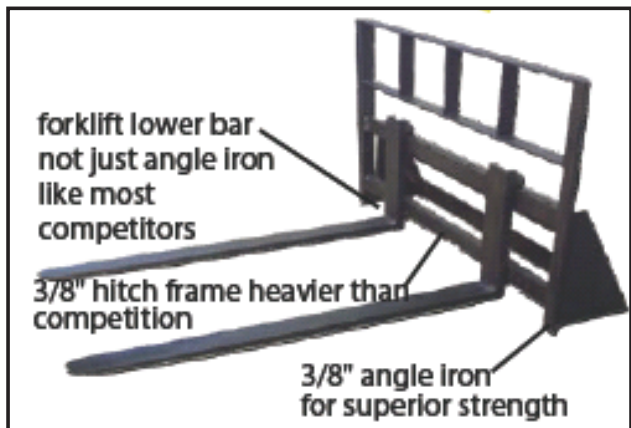
Part #	Model	Price \$
B243	L250	7.20
B37	L255	9.16
B163,	L454	7.42
B243(A)	L454	7.20
B233	L455, L553, L555	5.53
B34	L465	8.28
BT216(B)	L555	10.49
B-74	L/LX565, LX665, L/LX865, L/LX885, LX485	9.49
BT216	LX985, LS190	10.49
BD7153(F)	LS140	59.95
B-74(G)	LS150	9.49
BD7153(F)	LS160	59.95
B-74(A)	LS170	9.49



Universal

ATTACHMENTS


Forks



- Each fork set is rated at 3500 lbs.
- Skid loader plate is a full 3/8" thick
- Clip style or pin style forks available
- Self storing when off the loader, easy hook-up• 70 degree roll back angle to insure adequate roll for carrying
- Available in 42" and 48" or longer by request
- Built heavier than any other fork on the market at this price!

Part #	Description	Price \$
FORKSSLP48	Forks, pivot from a top pin, fit QT mount 1.25" x 4" x 48" forks	799.95
FORKSSLP42	Forks, pivot from a top pin, fits QT mount 1.25" x 4" x 42" forks	CALL
FORKSSLC42	Forks, forklift clip bar style, fits QT mount 1.25" x 4" x 42" forks	795.00
FORKSSLC48	Forks, forklift clip bar style, fit a QT mount 1.25" x 4" x 48" forks	795.00
FORKSSLU48	Forks, forklift clip bar style, no mount 1.25" x 4" x 48" forks	600.00
FORKSLCCTB042	Forks forklift clip bar style for a universal skid loader plate, 42" forks	795.95

Build Your Own Forks!



- Build your own forks and save
- Same quality forks used in our own fork assemblies
- 3500 pound capacity per pair
- Priced Individually

Part #	Description	Price \$
FORK48X125X4BLANK	Blank fork 48" long 1.25" thick X 4" wide 3500LB	149.35
FORK48X125X4CLASS2	Clip style 48" long 1.25" thick X 4" wide 3500LB	199.95
FORKBAR50047	Carriage bars, clip style upper and lower pair. 47"	258.95
FORKBAR50060	Carriage bars, clip style upper and lower pair. 60"	285.00

Camera Observation

NEW A-WL56M2C Wireless CabCAM™

Camera Observation System Its four-camera capability, the A-WL56M2C system has unlimited application possibilities. It can eliminate blind spots and improve day and night visibility. The Wireless feature flexibility in mounting locations and eliminates the need for lengthy video cable. The Wireless CabCAM™ has a 200 yard transmission range.

Observation System includes:

(2) 1/3" CCD Weatherproof Wireless Color Cameras Infrared illuminators allow up to 32 feet of night visibility, made to withstand off-road conditions, audio capabilities. Each camera has an antenna and a power supply jack. 5.6" TFT LCD Wide-Angle Color Monitor High resolution monitor with antenna. Four camera capability 2.4GHz wireless receiver with four channels. The monitor includes: power indicator, remote receiving window, POWER button MENU button, SEL button, channel, selection, loudspeaker, support attaching slot, and power supply terminal. Accessories: Base-Mounted Remote Antenna with 9.75" cord, Ball Swivel Mounting Bracket with Mounting Pad, U-Support Mounting Bracket with Thumb Screws, 6 Pin Power Wire Harness with Jack for AC/Cigarette Lighter/DC Adapter, AC Power Adapter, Cigarette-Lighter Power Adapter, Full-Featured Remote Control, (3) 3.25" DC Adapters, Sunshield, RCA Cable

Part #	Description
A-WL56M2C	NEW Wireless CabCAM

Wireless Camera

Part #	Price \$
WL56M2C	499.95



Wired Camera


Part #	Price \$
CC7M2CQ	649.95



RADIATORS

Quality Philips heaters

Quality Philips heaters for skid loaders and any heavy duty application you may have!!



Part #	Volts	BTU	CFM	Amps	Dimension	Hose	Wt	Price \$
7000401	12	13,500	130	4.3	3.1 x 13.0 x 9.0"	5/8"	10	315.95
7000101	12	17500	150	3.9	7.5"x 8.6"x 7.7"	5/8"	10	235.95

SEATS

- Fully adjustable weight and back
- Fore and aft
- Weight
- Back rest
- Seat belts included
- Mount bolts width 10" to 10.6 & .6" to 13"
- Black Seat Color



Part #	Description	Price \$
36000BK		291.95
30000BK		126.95
GR007	Seat	79.95
GR007AR	Arm rest	51.95

Universal

Flat Face Non Spill Pioneer Couplings


- Quick disconnect
- Non- Spill



Part #	Size	Description	Price \$
FEM5018FPNL	FEM 1/2 PIPE	THOMAS 85, 105, 137, 153, 175, 205, 250, 320	61.38
FEM5028FP	MALE 1/2 PIPE	THOMAS 85, 105, 137, 153, 175, 205, 250, 320	33.23

ATTACHMENTS

Buckets



The best value in skid loader buckets on the market! You can't find a better bucket

Part #	Description	Price \$
BUCKETSSL48	48" with universal skid plate	649.50
BUCKETSSL61	61" with universal skid plate	759.00
BUCKETSSL72	72" with universal skid plate	779.00
BUCKETSSL73	73", with universal skid plate	799.00
BUCKETSSL84	84" with universal skid plate	819.00
BUCKETSSL48U	48" with no loader mounts	549.00
BUCKETSSL61U	61" with no loader mounts	599.00
BUCKETSSL73U	73", with no loader mounts	649.00
BUCKETSSL84U	84, with no loader mounts	699.00

Bucket teeth and shanks

Wrap Around Style

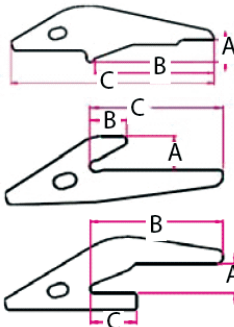
Part #	Wt.	A	B	C	\$
SA15625	3.68	1.59	5.63	2.12	12.95
YTB80002A	2.71	1.50	7.22	2.72	13.88

Flush Mount Style

Part #	Wt.	A	B	C	\$
12L4DW82A	1.87	0.75	3.75	6.87	10.95
12L5DW82A	1.91	0.69	3.75	6.87	9.95
12L6DW82A	1.95	0.69	3.75	6.87	9.95
12L6DW82AH	1.95	0.69	3.75	6.87	9.95

Bottom Leg Style

Part #	Wt.	A	B	C	\$
1S182A	1.52	0.63	0.81	3.87	8.95
1S582A	2.16	0.35	N/A	4.00	8.95
1S582AS	1.36	0.57	N/A	3.00	8.95
CD12A	1.50	0.57	0.93	3.88	12.95



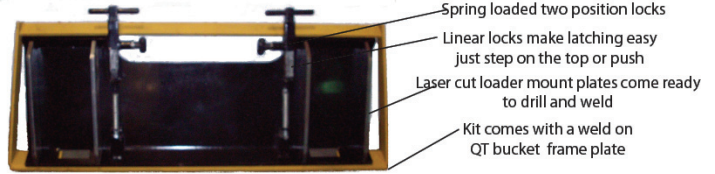
Snow Bucket

- 1/4 Construction
- Adjustable Skid Shoes
- Your choice of Mounts
- Reversible cutting edge, steel, poly or rubber available



Part #	Width	Price \$
SB90	90"	1,599.00
SB108	108"	2,210.95
SB120	120"	1,649.00

Standard Quick Tatch




- Spring loaded two position locks
- Linear locks make latching easy just step on the top or push
- Laser cut loader mount plates come ready to drill and weld
- Kit comes with a weld on QT bucket frame plate

Convert your non quick tatch skid loader bucket or tractor loader bucket to the current Industry standard quick tatch

- Built heavy enough to work on any size loader
- Full 1/2" face plate
- Easy foot operated latch
- Simple to install
- Makes switching between implements a breeze
- Maximum loader arm width 45"
- Latches can be placed in several positions 34.75" max. 20.375" min.

Part #	Price \$
SSLQT100	589.00

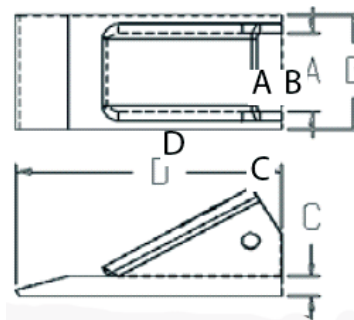
Toothbars



- Turn your skidsteer into a digging machine!!
- Shanks are 1" replaceable cast high ductile iron, for long wear
- Points are replaceable 1.5" x 4" high carbon steel
- Teeth are placed in both corners for strength and every 10"
- Teeth are mounted to 1/2" x 4" cutting edge• Installs in minutes, with just 2 bolts. Comes off just as fast!
- Exclusive excentric tightener!

Part #	# Of Teeth	Description	Price \$
TB400	6	40" TO 48" *	168.00
TB500	8	48" TO 60" *	210.00
TB600	9	60" TO 72" *	252.00
TB700	10	72" TO 84" *	294.00

Teeth



Part #	Wt.	A	B	C	D	Price \$
8002A	2	1.10	1.75	0.38	4.12	4.95
Y802A	2	1.10	1.75	0.44	4.31	4.95

Universal

Skid Steer Tilt Meters

Features:

- For use in construction, farming & forestry industry.
- Reads from 0 to 50 degrees.
- Device shows a 3-to-1 grade as 20 degrees.
- Measures 6 1/2"



Part #	Price \$
7489C	24.95

Bead Cheata

Tire mounting tool


- Applies 5 tons of pressure
- Easy to use and comes fully functional
- Compact enough to fit in a toolbox
- Great for tractor and implement tires



Part #	Price \$
05500	194.95

ATTACHMENTS

Front Mount Quick Hitch



Adds a 3 pt Hitch to your skid loader! Anything that fits a Cat1 3 pt now fits your Skid Loader! Blades, Disc, Pulverizer...

Part #	Price \$
HF141110	279.95

Hyreach Clipper



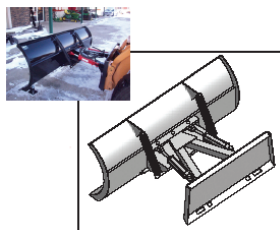
Make fast work of up to 12" trees. Greased Pivot Bushings Tempered Steel Blades Heavy Duty 5" x 8" Cylinder Self Centering Blades Maximum Cut Between 9" and 12" Cuts all Wood ~ DEAD OR ALIVE ~

Part #	Description	Price \$
661000	Cutter Head Only (build your own frame)	2,395.00
625599	Non-Rotating Skid Steer	3,195.00
55102N	Rotating Skid Steer	3,650.00
624499	Rotating Tractor Loader Mount	3,650.00
623100	Tractor 3 pt Mount with Brush Guard	3,195.00

Blades

Heavy duty snow blade

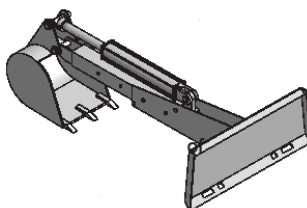
- full 1/4" construction
- reversible cutting edge
- 31" moldboard
- full 45 degree travel
- two trip springs for controlled break over in snow. quick hook up on skid steers with 3/8" Universal" mounting plate or front loaders equipped



Part #	Width	Price \$
SB72	72" Blade	1,995.95
SB84	84" Blade	2,070.00
SB96	96" Blade	2,140.95
SB108	108" Blade	2,210.95

Skid Loader Backhoe

Increase your skid loaders productivity for very little cost Adjusts quickly from 3' digging depth to 7' Heavy 1/4" + construction for superior strength Variety of bucket sizes available 3" cylinder delivers plenty of digging power Full one year warranty



Part #	Price \$
THSLB37	1,895.00

ADAPTERS QT Adapter Plates

USS50

Works the same as USS Plate 50 but is not a solid plate. It is essentially the outer frame ready to weld to any flat surface. Still the same 1/4" heavy steel.



Part #	WT	Price \$
USS50	35 lbs.	89.95

USSPLATE50

- #### Features:
- Made from solid 3/8 plate
 - Easily welds to any attachment
 - Fits any skid loader after 1994
 - Is UPS able wt. 90 lbs. Is Heavy duty enough to take what ever you can dish out



Part #	WT	Price \$
USSPLATE50	90 lbs.	149.95

USSPLATE70

- #### Features:
- Made from solid 3/8 plate
 - Easily welds to any attachment
 - Fits any skid loader after 1994
 - Is UPS able
 - Gives the perfect roll back for attachments



Part #	WT	Price \$
USSPLATE70	89 lbs.	149.95

Rims

Wheels painted to match your skid loader.

Made from 0.224" thick Steel.



Part #	Fits	# Bolts	Size	inset= I offset=O	Pilot	WT	Price \$
15361CIY	C-IH, C Power Tan	6	16.5x8.25	.38-I	4.633	39	99.00
15361JDIY	JD ind Yellow	6	16.5x8.25	.38-I	4.633	39	99.00
15361NHIY	JD, NH Yellow	6	16.5x8.25	.38-I	4.633	39	100.98
15360	Bobcat Red	8	16.5x8.25	.41-I	6.0	38	98.33
15360JDY	JD Yellow	8	16.5x8.25	.41-I	6.0	38	99.00
15360NHIY	NH Yellow	8	16.5x8.25	.41-I	6.0	38	91.50
15362	Bobcat Red	8	12-16.5	1.42-I	6.0	45	97.50
15363CIY	Case-IH Yellow	8	12-16.5	1.81-O	6.0	45	97.50
15364JDIY	JD Yellow	8	12-16.5	1.12-I	6.0	45	99.00
15364NHIY	NH Yellow	8	12-16.5	1.12-I	6.0	45	99.00

The TRACKS **Plus**™ switch is **ON!**



TracksPlus™ gives you the **BEST** engineered skid steer track on the market. Excellent traction and floatation! Lightweight design - No bushings to replace. Self-Cleaning - Easy on - Easy off.

- Patented **MARBAIN®** material
- Hardest, longest wearing material in the industry

fits most
10 x 16.5 tires
 (T-1000B/34)
\$1,422.20/set

fits most
12 x 16.5 tires
 (T-1200N/40)
\$1,803.61/set




Build Your Own Skid Loader Cab

Available in locking or non-locking models, the door/compartments handles are designed for use with Cab Locks. All shafts are 5/16" square.

Order#	Description	Price
276	"L" HANDLE W/LOCK 2 1/2"	\$7.95
277	"L" HANDLE W/O LOCK 2 1/2"	\$7.49
777	"T" HANDLE W/LOCK 3 1/2"	\$7.49
384393	HINGE PIN & NIPPLE, GREASABLE, WELD-ON HINGE .787" OD 5.91"	\$5.87

Cab Door Handles



Cab Locks are surface-mounted to the door, so no mortising or blocking is required for installation. They are fitted with a high-carbon tempered flat steel spring, for smooth operation, and a die-formed bushing. The 2" wide, 3 3/8" tall locks are to be used with #276 and #277 "L" and #777 "T" handles.

Order#	Description	Price
57LH	378200 LEFT HAND W/THUMB RELEASE	\$11.95
57RH	378400 RIGHT HAND W/THUMB RELEASE	\$11.95
58LH	378600 LEFT HAND W/O THUMB RELEASE	\$5.95

Cab Door Latches



A Lot of Heat In a Small Package!!

Great for Skid Steers and UTV's

- Compact size 9.5"W X5.5"D X5.5H
- 200 CFM!
- Integrated Variable Switch
- 180 Degree Mounting Bracket
- Universal Plumbing Kit available just 49.95

Off Road 100
 order # EXE200200
 Price **\$199.99**